



The  
**STRAINRITE**  
Companies | World Class  
Filtration

# PROCESS FILTRATION 2025 MASTER CATALOG



Cartridges p.4



Madd MAXX p.74







Filter Bags p.98







Vessels & Housing p.126

# Catalog Contents






Clarity Cartridges

|   |   |  |   |
|---|---|--|---|
|  <p><b>Membrane Cartridges</b></p> <p>Polyethersulfone<br/>Polysulfone<br/>Nylon 6,6<br/>Charged Nylon<br/>PTFE<br/>Cellulose Acetate</p> <p>4</p> |  <p><b>Dual-Pleated Cartridges</b></p> <p>Microglass Depth over Membrane<br/>Polypropylene Depth over Membrane</p> <p>16</p> |  <p><b>Depth Cartridges</b></p> <p>Polypropylene Microglass<br/>Resin-bonded Continuous-Pleat</p> <p>18</p> |  <p><b>Specialty Cartridges</b></p> <p>Food &amp; Beverage<br/>Pharmaceuticals<br/>Ink &amp; Paint<br/>Electronics<br/>Sterile Air &amp; Vent<br/>Oil &amp; Gas<br/>Capsules</p> <p>40</p> |
|---|---|--|---|



Madd-MAXX

|   |  |   |   |
|---|--|---|---|
|  <p><b>Microglass Elements</b></p> <p>74</p> |  <p><b>Polypropylene Elements</b></p> <p>76</p> |  <p><b>Resin-Bonded Elements</b></p> <p>84</p> |  <p><b>Housing-Specific Elements</b></p> <p>86</p> |
|---|--|---|---|

Filter Bags

|  |   |   |   |   |
|--|---|---|---|---|
|  <p><b>Micron-Rated Felt Bags</b></p> <p>98</p> |  <p><b>Micron-Rated Mesh Bags</b></p> <p>100</p> |  <p><b>Extended Life Bags</b></p> <p>102</p> |  <p><b>High-Efficiency Bags</b></p> <p>108</p> |  <p><b>Specialty Bags</b></p> <p>114</p> |
|--|---|---|---|---|

Vessels & Housing

|  |   |  |
|--|---|--|
|  <p><b>Cartridge Vessels</b></p> <p>126</p> |  <p><b>Large Diameter &amp; Bag Vessels</b></p> <p>132</p> |  <p><b>Specialty Housing</b></p> <p>144</p> |
|--|---|--|

# Clarity

clear solutions

## Pleated Depth & Membrane Cartridges



### We Provide Innovative, Real-Time Solutions

At Strainrite, we believe in developing and maintaining long-term, strategic relationships with clients in order to deliver innovative real time solutions to specific customer and market requirements. Our new product innovations are derived from a collaborative philosophy where new products are developed through customer-supplier communication and cooperation. Additionally, within our organization, a cross-functional approach to product development is utilized to ensure that the product realization cycle is fast, complete, and efficient. Due to this unique cross-functional approach and our customer-focused company culture to support this philosophy; we are able to consistently meet and exceed our customers' expectations.

### We Believe in Quality Control & Skilled Technical Support

At Strainrite, we believe in Science and Service. All Clarity™ pleated filter cartridges are manufactured in our 81,000ft<sup>2</sup> facility located in Auburn, Maine. Our Quality Management System is certified to be ISO 9001:2008 compliant, and our extensive internal systems ensure the highest quality products and processes. Our state-of-the-art equipment and highly skilled technicians are able to maintain the highest levels of product reliability and repeatability, from receipt of raw materials to shipment of finished filters.

**A few controls that are in-place include:**

- Raw material performance verification
- Bubble point and air diffusion testing
- Bacteria challenge verifications of performance
- Extractable verification and determination
- Ultra-pure water rinsing with resistivity verification of effectiveness
- Finished validated products are integrity tested by air diffusion



Our technical and scientific staff works closely with our clients during the validation process. The focus of this support is to offer technical advice on developing effective protocols and experimental testing parameters to assure predictable and repeatable output results.



**Clarity Membrane Series**

|   |    |
|---|----|
| <b>Polyethersulfone Pleated Membrane</b><br>Mem-Pleat E & Pur-MAXX E  | 4  |
| <b>Polysulfone Pleated Membrane</b><br>Mem-Pleat S & Pur-MAXX S       | 6  |
| <b>Nylon 6,6 Pleated Membrane</b><br>Mem-Pleat N & Pur-MAXX N         | 8  |
| <b>Charged Nylon Pleated Membrane</b><br>Mem-Pleat CN & Pur-MAXX CN   | 10 |
| <b>PTFE Pleated Membrane</b><br>Mem-Pleat T & Pur-MAXX T              | 12 |
| <b>Cellulose Acetate Pleated Membrane</b><br>Mem-Pleat C & Pur-MAXX C | 14 |

**Clarity Dual Pleated Series**

|   |    |
|---|----|
| <b>Dual Pleated Polypropylene</b><br>Duo-Pleat & Duo-MAXX | 16 |
|---|----|

**Clarity Depth Series**

|  |    |
|--|----|
| <b>Absolute-Rated Polypropylene Depth</b><br>Pur-Pleat & Poly-MAXX                   | 18 |
| <b>Nominally Rated Polypropylene Depth</b><br>Pur-Pleat G & Poly-MAXX G              | 20 |
| <b>Gradient Density Polypropylene Depth</b><br>Pur-Pleat Select & Poly-MAXX Select   | 22 |
| <b>Absolute-Rated Microglass Depth</b><br>Glass-Pleat & Fiber-MAXX                   | 24 |
| <b>Nominally Rated Microglass Depth</b><br>Glass-Pleat G & Fiber-MAXX G              | 26 |
| <b>Microglass Depth with Acrylic Binder</b><br>Glass-Pleat G & Fiber-MAXX G          | 28 |
| <b>Continuous Pleat Polypropylene Depth</b><br>CPP - Continuous Pleat-Rite           | 30 |
| <b>Continuous Pleat High-Solids Loading Polypropylene Depth</b><br>HSLP              | 32 |
| <b>Continuous Pleat Microglass</b><br>CFP - Continuous Fiber-Pleat                   | 34 |
| <b>Continuous Microglass Pleat - Value Series</b><br>GPVS - Glass Pleat Value Series | 36 |
| <b>Continuous Resin-Bonded Depth</b><br>CRB-Pleat                                    | 38 |

**Clarity Specialty Series - Food & Beverage**

|   |    |
|---|----|
| <b>Bev-MAXX</b><br>Polyethersulfone for Sterilization                                   | 40 |
| <b>Bev-Rite</b><br>Polyethersulfone for Bioburden Reduction                             | 42 |
| <b>Guard-Rite</b><br>Microglass over Polyethersulfone for Beverage Pre-final filtration | 44 |
| <b>Vino-MAXX E</b><br>Polyethersulfone for Final Sterilization of Wine                  | 46 |
| <b>Trap-Rite</b><br>Polypropylene for Trap Filtration of Beer                           | 48 |
| <b>Aqua-Pro Cartridge</b><br>Polypropylene for Drinking Water                           | 50 |

**Clarity Specialty Series - Pharmaceuticals**

|  |    |
|--|----|
| <b>Mem-Pleat SG &amp; Pur-MAXX SG</b><br>Sterilizing Grade Polyethersulfone Elements | 52 |
| <b>Endo-MAXX CN</b><br>Charged Nylon for Endotoxin Reduction                         | 54 |

**Clarity Specialty Series - Ink & Paint**

|  |    |
|--|----|
| <b>Ink-Jet IKP</b><br>Polypropylene for Ink-jet Inks                       | 56 |
| <b>Ink-Jet Select - IKS</b><br>Dual Density Polypropylene for Ink-jet Inks | 58 |
| <b>Ink-Jet IKG</b><br>Microglass for Ink-jet Inks                          | 60 |

**Clarity Specialty Series - Electronics**

|   |    |
|---|----|
| <b>PES-E</b><br>Polyethersulfone For Microelectronics | 62 |
|---|----|

**Clarity Specialty Series - Air & Vent Gas**

|   |    |
|---|----|
| <b>Vent-MAXX</b><br>Double Layer PTFE for Sterilization | 64 |
| <b>Vent-Rite</b><br>Pleated PTFE for Sterilization      | 66 |

**Clarity Specialty Series - Capsules**

|   |    |
|---|----|
| <b>MAXX-Cap</b><br>Single-Use / Multi-Use<br>Ultrapure Polypropylene Capsules | 68 |
|---|----|

|                          |    |
|--------------------------|----|
| <b>Quick Order Guide</b> | 70 |
|--------------------------|----|

**Code 1 (C1)**  
Double Open Ends



**Code 5 (C5)**  
Recessed Cup/222



**Code 2 (C2)**  
213/Recessed Cup



**Code 6 (C6)**  
Flat/226



**Code 3 (C3)**  
Flat/222



**Code 7 (C7)**  
Fin/226



**Code 4 (C4)**  
Single Open End/Flat Closed End



**Code 8 (C8)**  
Fin/222

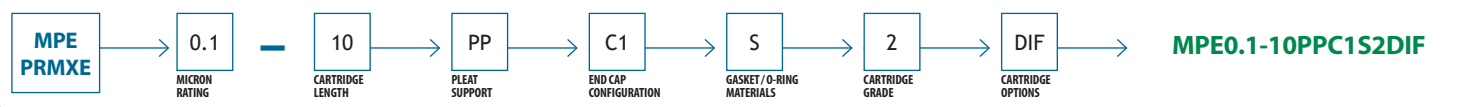


# Mem-PLEAT E & Pur-MAXX E

Pleated Polyethersulfone Membrane

- ▶ LIQUID CLARIFICATION
- ▶ GENERAL-USE WATER FILTRATION
- ▶ CHEMICAL FILTRATION
- ▶ DEIONIZED WATER SYSTEMS

### ORDER GUIDE



Strainrite's **Pleated Polyethersulfone Membrane Cartridges** were developed for the filtration of process fluids that require a high degree of particle retention and/or constant bacterial barrier for effective sterilization.

Hydrophilic asymmetric polyethersulfone membrane ensures excellent flow rates, broad chemical compatibility, low protein binding, low extractability, high mechanical strength, and temperature resistance in a variety of applications for the biopharmaceutical, microelectronics, chemical, food and beverage industries.

These cartridges meet USP Biological Reactivity Test, in vivo for class VI-121°C plastics. Sterilizable using industry recognized and accepted methods.

The Pur-MAXX E now offers a Special Pleat option, which provides expected surface area improvements of as much as 25%. This optimized pleat geometry option was developed for the filtration of process fluids that require a high degree of particle retention and/or constant bacterial barrier for effective sterilization.



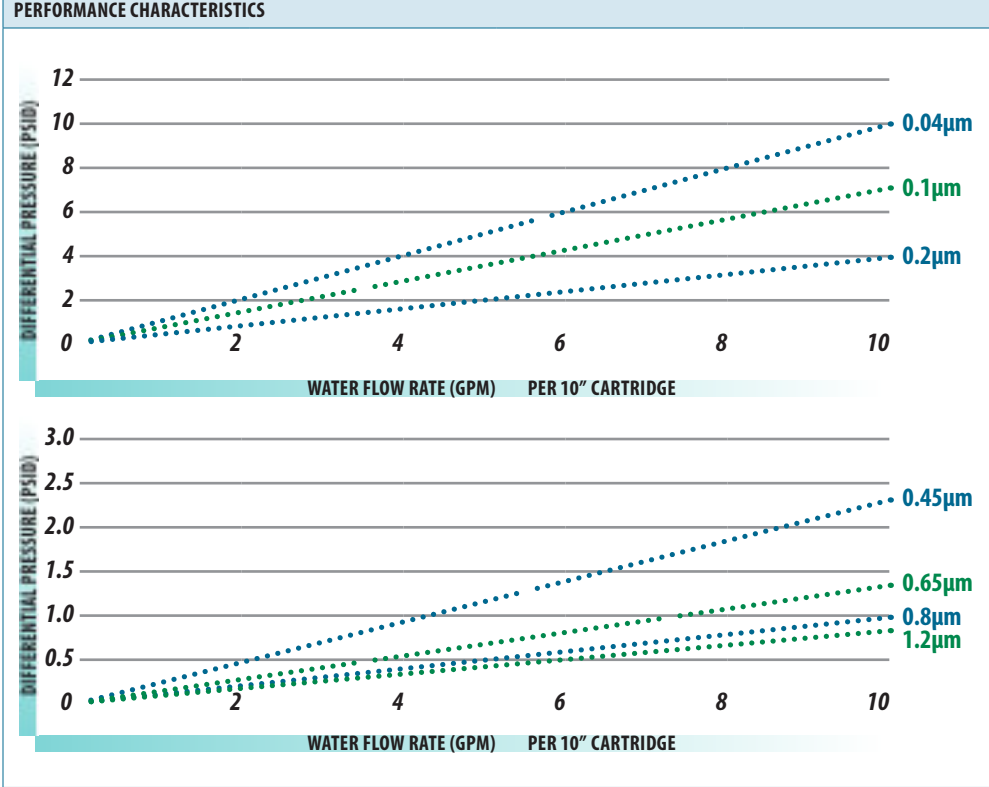
- ▶ HIGH SURFACE AREA MEMBRANE OFFERS EXCELLENT LIFE AND FLUX RATES, WHILE PROVIDING ABSOLUTE-RATED FILTRATION
- ▶ ABSOLUTE-RATED MEMBRANE PROVIDES RELIABLE, CONSISTENT AND REPEATABLE FILTRATE QUALITY
- ▶ LOW PRESSURE DROPS YIELD HIGHER FLOW RATES AND REDUCED PROCESSING TIME
- ▶ INTEGRITY TESTED
- ▶ THERMALLY BONDED CONSTRUCTION WITHOUT THE USE OF ADHESIVES OR BINDERS, RESULTING IN LOWER EXTRACTABLES
- ▶ HIGH STRENGTH DESIGN ALLOWING FOR EXTENDED USE AND MULTI-AUTOClave CYCLES
- ▶ ALL MATERIALS OF CONSTRUCTION ARE FDA COMPLIANT WITH CFR TITLE 21, PHARMACEUTICAL GRADES ARE BIO-SAFE IN ACCORDANCE WITH USP CLASS VI
- ▶ NON FIBER-SHEDDING POLYESTER AND POLYPROPYLENE SUPPORT MATERIALS ELIMINATE FIBER MIGRATION
- ▶ PLEAT DESIGN FOR GREATER SURFACE AREA, ENSURING LONGER SERVICE LIFE, FEWER CHANGE OUTS AND REDUCED OPERATING COSTS PER ELEMENT
- ▶ PHARMACEUTICAL GRADE ELEMENTS ARE 100% INTEGRITY TESTED

#### SPECIAL PLEAT OPTION:

- ▶ OPTIMIZED PLEAT GEOMETRY
- ▶ EXPECTED SURFACE AREA IMPROVEMENTS OF AS MUCH AS 25%

**NEED A VESSEL FOR YOUR CARTRIDGES?**  
 For the Mem-Pleat E and Pur-MAXX E, the following vessel types are most commonly used:  
 SRCT—PAGE 126      SRC—PAGE 128  
 As always, discuss your options with your local sales representative to find the best fit for your application.

| ABSOLUTE RATED RETENTION  |                         |   |                         |
|---|-------------------------|---|-------------------------|
| 0.04, 0.1, 0.2, 0.45, 0.65, 0.8, 1.2  |                         |   |                         |
| MAXIMUM DIFFERENTIAL PRESSURE   |                         |   |                         |
| Forward:<br>75 psid (5.1 bar) @ 75°F (24°C)<br>40 psid (2.8 bar) @ 180°F (82°C)   |                         | Reverse:<br>50 psid (3.4 bar) @ 75°F (24°C) |                         |
| MAXIMUM OPERATING TEMPERATURE   |                         |   |                         |
| 180°F (82°C) Continuous Duty Polypropylene  |                         | 275°F (135°C) Continuous Duty Polyester     |                         |
| TOXICITY  |                         |   |                         |
| Cartridge materials meet USP Class VI and CFR 21 for food and beverage contact  |                         |   |                         |
| STERILIZATION   |                         |   |                         |
| Cartridge can be sterilized via steam or Autoclave: 20 times at 275°F (135°C)<br>Cartridge may be sanitized in place with common sanitizing agents, contact factory for chemical compatibility  |                         |   |                         |
| PACKAGING ECONOMY   |                         |   |                         |
| Bulk packaging in case quantities to reduce material disposal:<br>5 inch - 48 per carton   10 inch - 24 per carton   20 inch - 12 per carton   30 inch - 12 per carton   40 inch - 9 per carton |                         |   |                         |
| FILTER MEDIA  | END CAPS                | PLEAT SUPPORT MATERIAL                      | CAGE/CORE               |
| Polyethersulfone  | Polypropylene Polyester | Polypropylene Polyester                     | Polypropylene Polyester |
| SEALS   |                         |   |                         |
| Buna N   Fluorocarbon   EPDM   Silicone   FEP Encapsulated Fluorocarbon   FEP Encapsulated Silicone   PTFE Foam   PTFE Hard   |                         |   |                         |
| CONSTRUCTION METHOD   |                         |   |                         |
| Thermal Bond  |                         |   |                         |
| OUTSIDE DIAMETER  |                         | APPROXIMATE SURFACE AREA                    |                         |
| MPE: 2.55" (6.48cm)   PRMXE: 2.7" (6.87cm)  |                         | 6.8 square feet per 10" equivalent          |                         |
| LENGTHS   |                         |   |                         |
| 5 inch (12.7 cm)   10 inch (25.4 cm)   20 inch (50.8 cm)   30 inch (76.2 cm)   40 inch (102 cm)   |                         |   |                         |



### ORDER OPTIONS

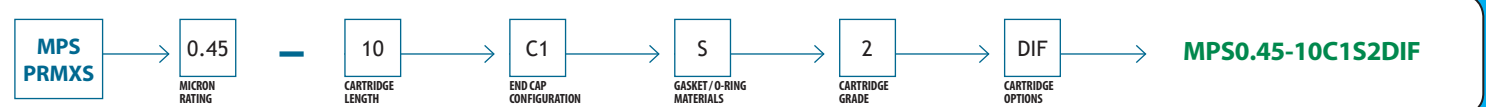
| CARTRIDGE                                    |  |
|--|--|
| MPE PRMXE                                    | Mem-Pleat E (2.55")<br>Pur-MAXX E (2.7")   |
| MICRON RATINGS                               |  |
| 0.04, 0.1, 0.2, 0.45, 0.65, 0.8, 1.2         |  |
| CARTRIDGE LENGTH                             |  |
| 5, 10, 20, 30, 40                            |  |
| PLEAT SUPPORT                                |  |
| PP PE  | Polypropylene Polyester  |
| END CAP CONFIGURATIONS                       |  |
| C1<br>C2<br>C3<br>C4<br>C5<br>C6<br>C7<br>C8 | Double Open Ends<br>213/Recessed Cup<br>Flat/222<br>Single Open End/Flat<br>Recessed Cup/222<br>Flat/226<br>Fin/226<br>Fin/222 |
| GASKET / O-RING MATERIAL                     |  |
| S<br>B<br>V<br>E<br>TF<br>TH<br>TV<br>TS     | Silicone<br>Buna N<br>Fluorocarbon<br>EPDM<br>PTFE Foam<br>PTFE Hard<br>Encapsulated Fluorocarbon<br>Encapsulated Silicone     |
| CARTRIDGE GRADE                              |  |
| -<br>1<br>2<br>5                             | General<br>FDA Grade<br>Pharmaceutical<br>Water  |
| CARTRIDGE OPTIONS                            |  |
| I<br>DIF<br>APH                              | 316 SS Insert<br>DI Flush<br>All Polyester Hardware  |
| SPECIAL PLEAT OPTION                         |  |
| SP   | Special Pleat (PRMXE only)   |

# Mem-PLEAT S & Pur-MAXX S

Pleated Polysulfone Membrane

- ▶ INK JET INKS
- ▶ DEIONIZED WATER POINT OF USE
- ▶ HIGH PURITY AQUEOUS CHEMICALS
- ▶ DEIONIZED WATER PRE AND POST FILTER

### ORDER GUIDE



Strainrite's Pleated Polysulfone Membrane Cartridges were developed for the filtration of process fluids that require a high degree of particle retention and/or constant bacterial barrier for effective sterilization.

Hydrophilic asymmetric polysulfone membrane ensures excellent flow rates, broad chemical compatibility, low protein binding, low extractability, high mechanical strength, and temperature resistance in a variety of applications for the biopharmaceutical, microelectronics, chemical, food and beverage industries.

These cartridges meet USP Biological Reactivity Test, in vivo for class VI-121°C plastics. Sterilizable using industry recognized and accepted methods.

The Pur-MAXX S now offers a Special Pleat option, which provides expected surface area improvements of as much as 25%. This optimized pleat geometry option was developed for the filtration of process fluids that require a high degree of particle retention and/or constant bacterial barrier for effective sterilization.



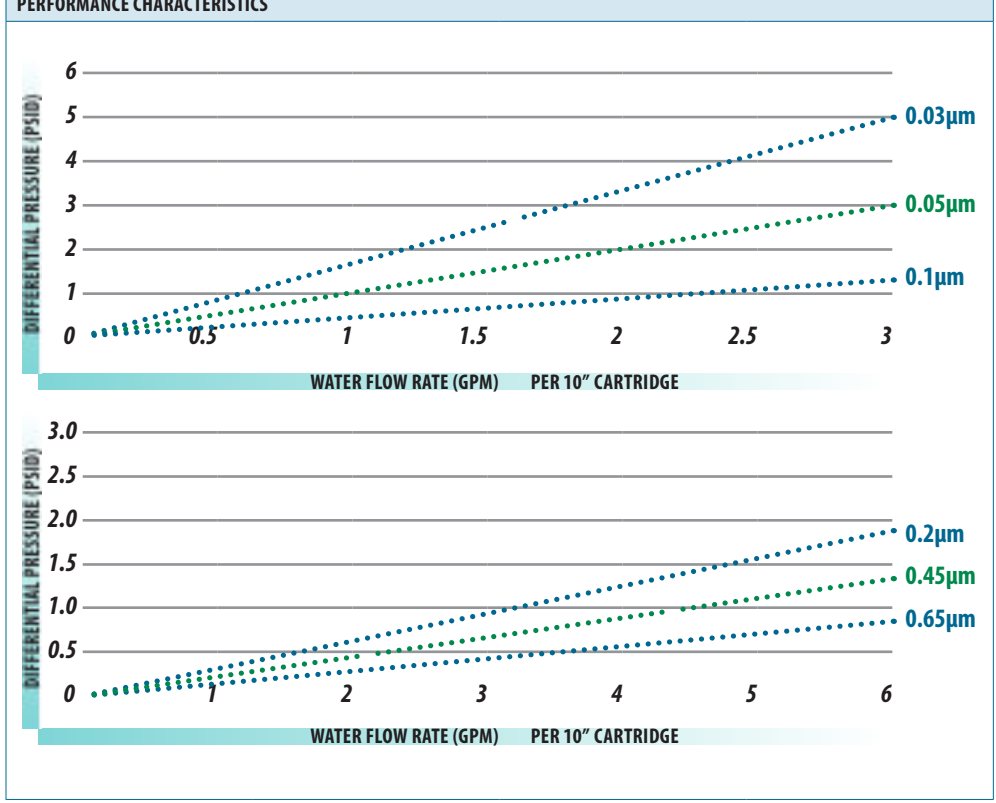
- ▶ HIGHLY TAPERED ASYMMETRIC PORE STRUCTURE WHICH OFFERS EXCELLENT FLOW RATES AND HIGH SOLIDS LOADING CHARACTERISTICS
- ▶ ABSOLUTE-RATED MEMBRANE PROVIDES RELIABLE, CONSISTENT AND REPEATABLE FILTRATE QUALITY
- ▶ NON-FIBER SHEDDING POLYPROPYLENE SUPPORT MATERIALS ELIMINATE FIBER MIGRATION
- ▶ MAXIMUM PLEAT DESIGN FOR GREATER SURFACE AREA, ENSURING LONGER SERVICE LIFE, FEWER CHANGE OUTS AND REDUCED OPERATING COSTS PER ELEMENT
- ▶ ALL MATERIALS OF CONSTRUCTION ARE FDA COMPLIANT WITH CFR TITLE 21, PHARMACEUTICAL GRADES ARE BIO-SAFE IN ACCORDANCE WITH USP CLASS VI
- ▶ THERMALLY BONDED CONSTRUCTION WITHOUT THE USE OF ADHESIVES OR BINDERS, RESULTING IN LOWER EXTRACTABLES

#### SPECIAL PLEAT OPTION:

- ▶ OPTIMIZED PLEAT GEOMETRY
- ▶ EXPECTED SURFACE AREA IMPROVEMENTS OF AS MUCH AS 25%

**NEED A VESSEL FOR YOUR CARTRIDGES?**  
 For the Mem-Pleat S and Pur-MAXX S, the following vessel types are most commonly used:  
 SRCT—PAGE 126      SRC—PAGE 128  
 As always, discuss your options with your local sales representative to find the best fit for your application.

| ABSOLUTE RATED RETENTION  |               |   |               |
|---|---------------|---|---------------|
| 0.03, 0.05, 0.1, 0.2, 0.45, 0.65  |               |   |               |
| MAXIMUM DIFFERENTIAL PRESSURE   |               |   |               |
| Forward:<br>75 psid (5.1 bar) @ 75°F (24°C)<br>40 psid (2.8 bar) @ 180°F (82°C)   |               | Reverse:<br>50 psid (3.4 bar) @ 75°F (24°C) |               |
| MAXIMUM OPERATING TEMPERATURE   |               |   |               |
| 180°F (82°C) Continuous Duty  |               |   |               |
| TOXICITY  |               |   |               |
| Cartridge materials meet USP Class VI and CFR 21 for food and beverage contact  |               |   |               |
| STERILIZATION   |               |   |               |
| Cartridge can be sterilized via steam or Autoclave: 20 times at 275°F (135°C)<br>Cartridge may be sanitized in place with common sanitizing agents, contact factory for chemical compatibility  |               |   |               |
| PACKAGING ECONOMY   |               |   |               |
| Bulk packaging in case quantities to reduce material disposal:<br>5 inch - 48 per carton   10 inch - 24 per carton   20 inch - 12 per carton   30 inch - 12 per carton   40 inch - 9 per carton |               |   |               |
| FILTER MEDIA  | END CAPS      | PLEAT SUPPORT MATERIAL                      | CAGE/CORE     |
| Polysulfone   | Polypropylene | Polypropylene                               | Polypropylene |
| SEALS   |               |   |               |
| Buna N   Fluorocarbon   EPDM   Silicone   FEP Encapsulated Fluorocarbon   FEP Encapsulated Silicone   PTFE Foam   PTFE Hard   |               |   |               |
| CONSTRUCTION METHOD   |               |   |               |
| Thermal Bond  |               |   |               |
| OUTSIDE DIAMETER  |               | APPROXIMATE SURFACE AREA                    |               |
| MPS: 2.55" (6.48cm)   PRMXS: 2.7" (6.87cm)  |               | 6.8 square feet per 10" equivalent          |               |
| LENGTHS   |               |   |               |
| 5 inch (12.7 cm)   10 inch (25.4 cm)   20 inch (50.8 cm)   30 inch (76.2 cm)   40 inch (102 cm)   |               |   |               |



### ORDER OPTIONS

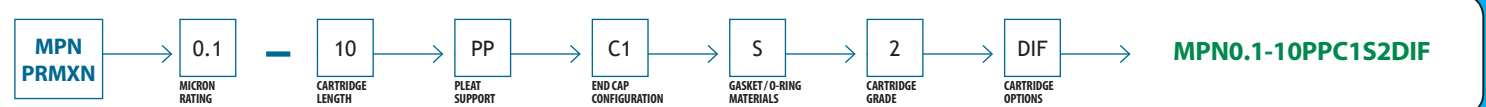
| CARTRIDGE                        |  |
|----------------------------------|--|
| MPS PRMXS                        | Mem-Pleat S (2.55")<br>Pur-MAXX S (2.7") |
| MICRON RATINGS                   |  |
| 0.03, 0.05, 0.1, 0.2, 0.45, 0.65 |  |
| CARTRIDGE LENGTH                 |  |
| 5, 10, 20, 30, 40                |  |
| END CAP CONFIGURATIONS           |  |
| C1                               | Double Open Ends                         |
| C2                               | 213/Recessed Cup                         |
| C3                               | Flat/222                                 |
| C4                               | Single Open End/Flat                     |
| C5                               | Recessed Cup/222                         |
| C6                               | Flat/226                                 |
| C7                               | Fin/226                                  |
| C8                               | Fin/222                                  |
| GASKET/O-RING MATERIAL           |  |
| S                                | Silicone                                 |
| B                                | Buna N                                   |
| V                                | Fluorocarbon                             |
| E                                | EPDM                                     |
| TF                               | PTFE Foam                                |
| TH                               | PTFE Hard                                |
| TV                               | Encapsulated Fluorocarbon                |
| TS                               | Encapsulated Silicone                    |
| CARTRIDGE GRADE                  |  |
| -                                | General                                  |
| 1                                | FDA Grade                                |
| 5                                | Water                                    |
| CARTRIDGE OPTIONS                |  |
| I DIF                            | 316 SS Insert<br>DI Flush                |
| SPECIAL PLEAT OPTION             |  |
| SP                               | Special Pleat (PRMXS only)               |

# Mem-PLEAT N & Pur-MAXX N

Pleated Nylon 6,6 Membrane

- ▶ API CHEMICALS
- ▶ REAGENT-GRADE CHEMICALS
- ▶ FINE CHEMICALS
- ▶ BIOLOGICAL FLUIDS

### ORDER GUIDE



Strainrite's **Pleated Nylon Membrane Cartridges** are highly retentive, naturally hydrophilic nylon membrane filters that are specially designed for critical filtration requirements of aqueous fluids.

The Nylon 6,6 membrane, in an all-polypropylene construction\*, provides excellent wet-out characteristics and superior flow performance per surface area as compared to other membrane cartridges. No additives, resins, surfactants or binders are used in the manufacturing process, which dramatically reduces rinse up time, extractables and downtime.

These cartridges are perfectly suited for critical applications where superior flow, and particle removal efficiency between 0.1 and 1.2 micron is required.

The Pur-MAXX N now offers a Special Pleat option, which provides expected surface area improvements of as much as 25%. This optimized pleat geometry option was developed for the filtration of process fluids that require a high degree of particle retention and/or constant bacterial barrier for effective sterilization.

\*Filter medium is cast on a polyester support.



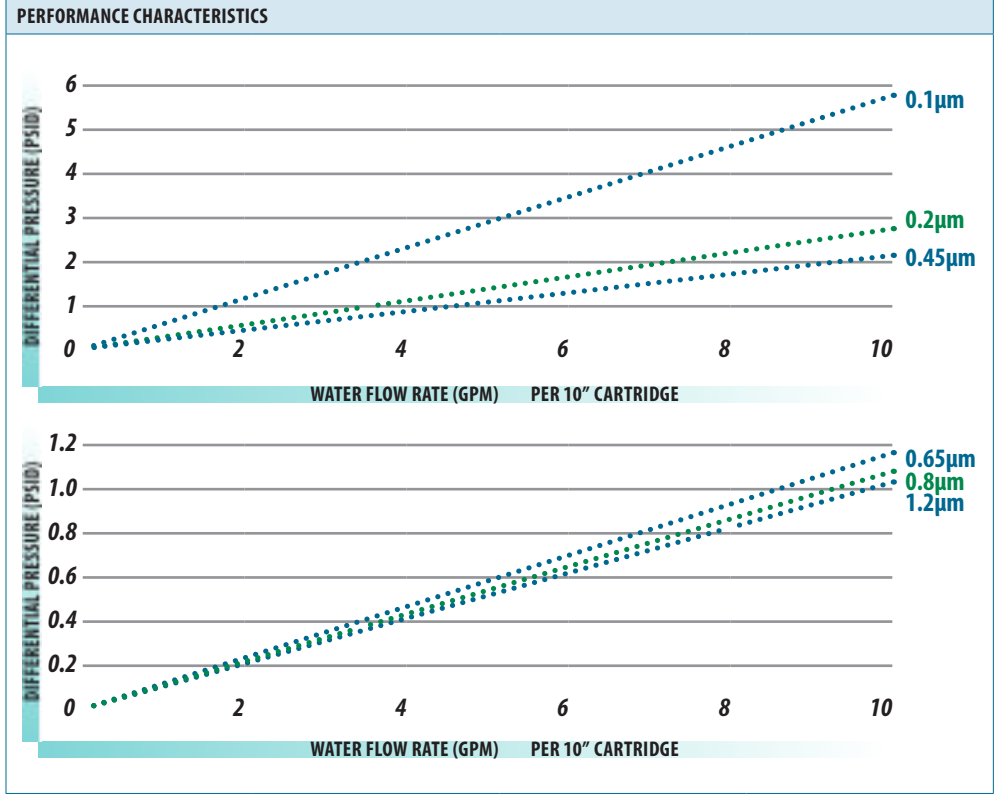
- ▶ 100% HYDROPHILIC MATERIALS OF CONSTRUCTION THAT ARE FDA LISTED AS SUITABLE FOR CONTACT WITH FOOD AND BEVERAGE
- ▶ ABSOLUTE-RATED MEDIA PROVIDES RELIABLE, CONSISTENT AND REPEATABLE FILTRATE QUALITY
- ▶ NO ADHESIVES, BINDERS, RESIN OR SURFACTANTS ARE USED DURING MANUFACTURING, RESULTING IN SUPERIOR DOWNSTREAM CLEANLINESS
- ▶ LOWER FILTER EXTRACTABLES THAN OTHER HYDROPHILIC MEMBRANES
- ▶ HIGH SURFACE AREA, YIELDING LOWER PRESSURE DROPS AND LONGER FILTER LIFE
- ▶ NON FIBER-SHEDDING POLYESTER AND POLYPROPYLENE SUPPORT MATERIALS ELIMINATE FIBER MIGRATION
- ▶ PHARMACEUTICAL GRADE ELEMENTS ARE 100% INTEGRITY TESTED
- ▶ IPA PRE-WETTING NOT REQUIRED
- ▶ INTEGRITY TESTABLE

#### SPECIAL PLEAT OPTION:

- ▶ OPTIMIZED PLEAT GEOMETRY
- ▶ EXPECTED SURFACE AREA IMPROVEMENTS OF AS MUCH AS 25%

**NEED A VESSEL FOR YOUR CARTRIDGES?**  
 For the Mem-Pleat N and Pur-MAXX N, the following vessel types are most commonly used:  
 SRCT—PAGE 126      SRC—PAGE 128  
 As always, discuss your options with your local sales representative to find the best fit for your application.

| ABSOLUTE RATED RETENTION  |                         |   |                         |
|---|-------------------------|---|-------------------------|
| 0.1, 0.2, 0.45, 0.65, 0.8, 1.2  |                         |   |                         |
| MAXIMUM DIFFERENTIAL PRESSURE   |                         |   |                         |
| Forward:<br>75 psid (5.1 bar) @ 75°F (24°C)<br>40 psid (2.8 bar) @ 180°F (82°C)   |                         | Reverse:<br>50 psid (3.4 bar) @ 75°F (24°C) |                         |
| MAXIMUM OPERATING TEMPERATURE   |                         |   |                         |
| 180°F (82°C) Continuous Duty Polypropylene  |                         | 275°F (135°C) Continuous Duty Polyester     |                         |
| TOXICITY  |                         |   |                         |
| Cartridge materials meet CFR 21 for food and beverage contact   |                         |   |                         |
| STERILIZATION   |                         |   |                         |
| Cartridge can be sterilized via steam or Autoclave<br>Cartridge may be sanitized in place with common sanitizing agents, contact factory for chemical compatibility                             |                         |   |                         |
| PACKAGING ECONOMY   |                         |   |                         |
| Bulk packaging in case quantities to reduce material disposal:<br>5 inch - 48 per carton   10 inch - 24 per carton   20 inch - 12 per carton   30 inch - 12 per carton   40 inch - 9 per carton |                         |   |                         |
| FILTER MEDIA  | END CAPS                | PLEAT SUPPORT MATERIAL                      | CAGE/CORE               |
| Nylon 6,6 cast on Polyester   | Polypropylene Polyester | Polypropylene Polyester                     | Polypropylene Polyester |
| SEALS   |                         |   |                         |
| Buna N   Fluorocarbon   EPDM   Silicone   FEP Encapsulated Fluorocarbon   FEP Encapsulated Silicone   PTFE Foam   PTFE Hard   |                         |   |                         |
| CONSTRUCTION METHOD   |                         |   |                         |
| Thermal Bond  |                         |   |                         |
| OUTSIDE DIAMETER  |                         | APPROXIMATE SURFACE AREA                    |                         |
| MPN: 2.55" (6.48cm)   PRMXN: 2.7" (6.87cm)  |                         | 6.8 square feet per 10" equivalent          |                         |
| LENGTHS   |                         |   |                         |
| 5 inch (12.7 cm)   10 inch (25.4 cm)   20 inch (50.8 cm)   30 inch (76.2 cm)   40 inch (102 cm)   |                         |   |                         |



### ORDER OPTIONS

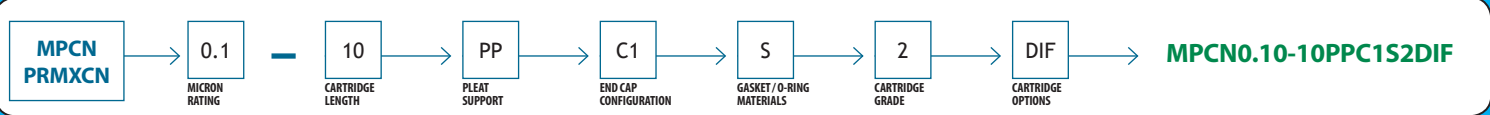
| CARTRIDGE                      |   |
|--------------------------------|---|
| MPN PRMXN                      | Mem-Pleat N (2.55")<br>Pur-MAXX N (2.7")            |
| MICRON RATINGS                 |   |
| 0.1, 0.2, 0.45, 0.65, 0.8, 1.2 |   |
| CARTRIDGE LENGTH               |   |
| 5, 10, 20, 30, 40              |   |
| PLEAT SUPPORT                  |   |
| PP PE                          | Polypropylene Polyester                             |
| END CAP CONFIGURATIONS         |   |
| C1                             | Double Open Ends                                    |
| C2                             | 213/Recessed Cup                                    |
| C3                             | Flat/222  |
| C4                             | Single Open End/Flat                                |
| C5                             | Recessed Cup/222                                    |
| C6                             | Flat/226  |
| C7                             | Fin/226   |
| C8                             | Fin/222   |
| GASKET / O-RING MATERIAL       |   |
| S                              | Silicone  |
| B                              | Buna N  |
| V                              | Fluorocarbon  |
| E                              | EPDM  |
| TF                             | PTFE Foam   |
| TH                             | PTFE Hard   |
| TV                             | Encapsulated Fluorocarbon                           |
| TS                             | Encapsulated Silicone                               |
| CARTRIDGE GRADE                |   |
| -                              | General   |
| 1                              | FDA Grade   |
| 2                              | Pharmaceutical                                      |
| 5                              | Water   |
| CARTRIDGE OPTIONS              |   |
| I DIF APH                      | 316 SS Insert<br>DI Flush<br>All Polyester Hardware |
| SPECIAL PLEAT OPTION           |   |
| SP                             | Special Pleat (PRMXN only)                          |

# Mem-PLEAT CN & Pur-MAXX CN

Pleated Charged Nylon 6,6 Membrane

- ▶ API CHEMICALS
- ▶ REAGENT-GRADE CHEMICALS
- ▶ ENDOTOXIN REMOVAL
- ▶ FINE CHEMICALS
- ▶ BIOLOGICAL FLUIDS
- ▶ SILICA REMOVAL

## ORDER GUIDE



Strainrite's **Pleated Charged Nylon Membrane Cartridges** are manufactured with highly retentive, naturally hydrophilic, Nylon membranes that have an added cationic, positively charged, functional group. The positive surface charge or positive zeta potential, provides enhanced retention of smaller negatively charged particles such as endotoxins by electrokinetic mechanisms.

These cartridges provide absolute particle retention by size exclusion while having the added benefit of removing significantly smaller, negatively charged particles. The charged Nylon 6,6 membrane provides excellent wet-out characteristics and superior flow performance per surface area in an all-polypropylene construction, as compared to other membrane cartridges. These cartridges are perfectly suited for critical applications where superior flow and particle removal efficiency between 0.04 and 1.2 micron is required.

The Pur-MAXX CN now offers a Special Pleat option, which provides expected surface area improvements of as much as 25%. This optimized pleat geometry option was developed for the filtration of process fluids that require a high degree of particle retention and/or constant bacterial barrier for effective sterilization.



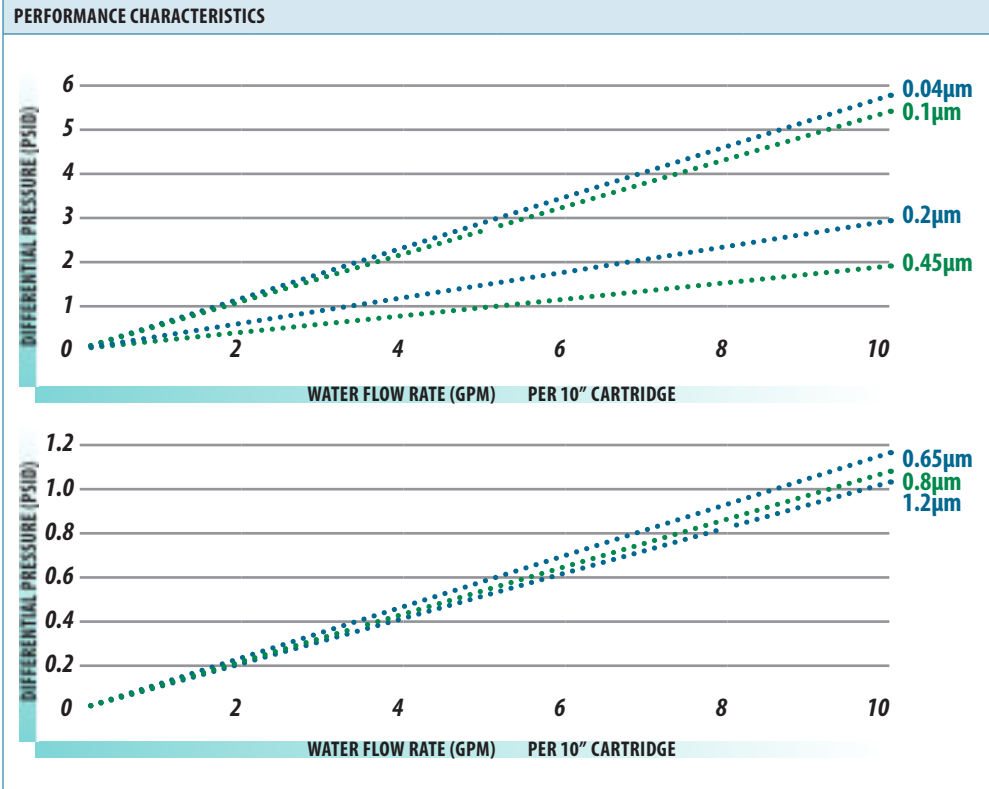
- ▶ MEETS USP BIOLOGICAL TESTS FOR USP CLASS VI – 1210C PLASTICS, IN VIVO AND CYTOTOXICITY TESTS, IN VITRO
- ▶ 100% HYDROPHILIC MATERIALS OF CONSTRUCTION THAT ARE FDA LISTED AS SUITABLE FOR CONTACT WITH FOOD AND BEVERAGE
- ▶ PHARMACEUTICAL GRADE ELEMENTS ARE 100% INTEGRITY TESTED
- ▶ ABSOLUTE-RATED MEDIA PROVIDES RELIABLE, CONSISTENT AND REPEATABLE FILTRATE QUALITY
- ▶ HIGH SURFACE AREA, YIELDING LOWER PRESSURE DROPS AND LONGER FILTER LIFE
- ▶ POSITIVE ZETA POTENTIAL FOR REMOVAL OF PARTICLES SMALLER THAN ABSOLUTE RATING OF FILTER
- ▶ NON-FIBER SHEDDING POLYESTER AND POLYPROPYLENE SUPPORT MATERIALS ELIMINATES FIBER MIGRATION
- ▶ LOWER FILTER EXTRACTABLES THAN OTHER HYDROPHILIC MEMBRANES
- ▶ IPA PRE-WETTING NOT REQUIRED
- ▶ INTEGRITY TESTABLE

### SPECIAL PLEAT OPTION:

- ▶ OPTIMIZED PLEAT GEOMETRY
- ▶ EXPECTED SURFACE AREA IMPROVEMENTS OF AS MUCH AS 25%

**NEED A VESSEL FOR YOUR CARTRIDGES?**  
 For the Mem-Pleat CN and Pur-MAXX CN, the following vessel types are most commonly used:  
 SRCT—PAGE 126      SRC—PAGE 128  
 As always, discuss your options with your local sales representative to find the best fit for your application.

| ABSOLUTE RATED RETENTION  |                         |   |                         |
|---|-------------------------|---|-------------------------|
| 0.04, 0.1, 0.2, 0.45, 0.65, 0.8, 1.2  |                         |   |                         |
| MAXIMUM DIFFERENTIAL PRESSURE   |                         |   |                         |
| Forward:<br>75 psid (5.1 bar) @ 75°F (24°C)<br>40 psid (2.8 bar) @ 180°F (82°C)   |                         | Reverse:<br>50 psid (3.4 bar) @ 75°F (24°C) |                         |
| MAXIMUM OPERATING TEMPERATURE   |                         |   |                         |
| 180°F (82°C) Continuous Duty Polypropylene  |                         | 275°F (135°C) Continuous Duty Polyester     |                         |
| TOXICITY  |                         |   |                         |
| Cartridge materials meet CFR 21 for food and beverage contact   |                         |   |                         |
| STERILIZATION   |                         |   |                         |
| Cartridge can be sterilized via steam or Autoclave<br>Cartridge may be sanitized in place with common sanitizing agents, contact factory for chemical compatibility                             |                         |   |                         |
| PACKAGING ECONOMY   |                         |   |                         |
| Bulk packaging in case quantities to reduce material disposal:<br>5 inch - 48 per carton   10 inch - 24 per carton   20 inch - 12 per carton   30 inch - 12 per carton   40 inch - 9 per carton |                         |   |                         |
| FILTER MEDIA  | END CAPS                | PLEAT SUPPORT MATERIAL                      | CAGE/CORE               |
| Charged Nylon 6,6 cast on Polyester   | Polypropylene Polyester | Polypropylene Polyester                     | Polypropylene Polyester |
| SEALS   |                         |   |                         |
| Buna N   Fluorocarbon   EPDM   Silicone   FEP Encapsulated Fluorocarbon   FEP Encapsulated Silicone   PTFE Foam   PTFE Hard   |                         |   |                         |
| CONSTRUCTION METHOD   |                         |   |                         |
| Thermal Bond  |                         |   |                         |
| OUTSIDE DIAMETER  |                         | APPROXIMATE SURFACE AREA                    |                         |
| MPCN: 2.55" (6.48cm)   PRMXCN: 2.7" (6.87cm)  |                         | 6.8 square feet per 10" equivalent          |                         |
| LENGTHS   |                         |   |                         |
| 5 inch (12.7 cm)   10 inch (25.4 cm)   20 inch (50.8 cm)   30 inch (76.2 cm)   40 inch (102 cm)   |                         |   |                         |



## ORDER OPTIONS

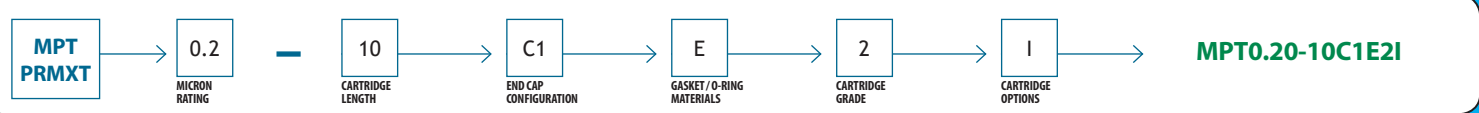
| CARTRIDGE                                    |  |
|--|--|
| MPCN PRMXCN                                  | Mem-Pleat CN (2.55")<br>Pur-MAXX CN (2.7")   |
| MICRON RATINGS                               |  |
| 0.04, 0.1, 0.2, 0.45, 0.65, 0.8, 1.2         |  |
| CARTRIDGE LENGTH                             |  |
| 5, 10, 20, 30, 40                            |  |
| PLEAT SUPPORT                                |  |
| PP<br>PE                                     | Polypropylene<br>Polyester   |
| END CAP CONFIGURATIONS                       |  |
| C1<br>C2<br>C3<br>C4<br>C5<br>C6<br>C7<br>C8 | Double Open Ends<br>213/Recessed Cup<br>Flat/222<br>Single Open End/Flat<br>Recessed Cup/222<br>Flat/226<br>Fin/226<br>Fin/222 |
| GASKET / O-RING MATERIAL                     |  |
| S<br>B<br>V<br>E<br>TF<br>TH<br>TV<br>TS     | Silicone<br>Buna N<br>Fluorocarbon<br>EPDM<br>PTFE Foam<br>PTFE Hard<br>Encapsulated Fluorocarbon<br>Encapsulated Silicone     |
| CARTRIDGE GRADE                              |  |
| -<br>2<br>5                                  | General<br>Pharmaceutical<br>Water   |
| CARTRIDGE OPTIONS                            |  |
| I<br>DIF<br>APH                              | 316 SS Insert<br>DI Flush<br>All Polyester Hardware  |
| SPECIAL PLEAT OPTION                         |  |
| SP   | Special Pleat (PRMXCN only)  |

# Mem-PLEAT T & Pur-MAXX T

Pleated PTFE Membrane

- ▶ PHOTORESISTS
- ▶ ELECTRONIC GRADE SOLVENTS
- ▶ PHARMACEUTICAL SOLVENTS
- ▶ HOT DEIONIZED WATER

### ORDER GUIDE



Strainrite's Pleated PTFE Membrane Cartridges were developed for critical filtration applications where PTFE and polypropylene materials are compatible.

Utilizing a proprietary PTFE membrane casting method we are able to achieve a pore configuration that optimizes cartridge flow rates with absolute and reliable particle and microorganism retention. This unique combination of features positions them as one of the most reliable and economical PTFE membranes in the market.

These cartridges are manufactured and tested in our 3rd party certified clean room with components that meet USP Class VI Biological Reactivity Test resulting in extremely low extractables. These high purity elements are perfect for biopharmaceutical, microelectronics and high purity chemical applications.

The Pur-MAXX T now offers a Special Pleat option, which provides expected surface area improvements of as much as 25%. This optimized pleat geometry option was developed for the filtration of process fluids that require a high degree of particle retention and/or constant bacterial barrier for effective sterilization.



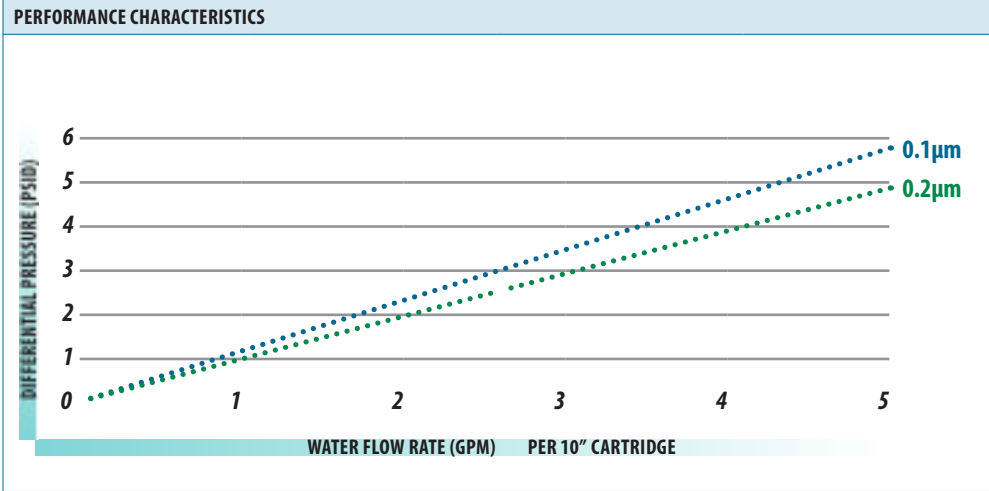
- ▶ PHARMACEUTICAL GRADE ELEMENTS ARE 100% INTEGRITY TESTED
- ▶ HIGH FLOW RATES
- ▶ LOW EXTRACTABLES
- ▶ THERMALLY BONDED CONSTRUCTION
- ▶ FDA LISTED MATERIALS PER CFR 21
- ▶ MANUFACTURED IN CERTIFIED CLEAN ROOMS

**SPECIAL PLEAT OPTION:**

- ▶ OPTIMIZED PLEAT GEOMETRY
- ▶ EXPECTED SURFACE AREA IMPROVEMENTS OF AS MUCH AS 25%

**NEED A VESSEL FOR YOUR CARTRIDGES?**  
 For the Mem-Pleat T and Pur-MAXX T, the following vessel types are most commonly used:  
 SRCT—PAGE 126      SRC—PAGE 128  
 As always, discuss your options with your local sales representative to find the best fit for your application.

| ABSOLUTE RATED RETENTION  |               |   |               |
|---|---------------|---|---------------|
| 0.1, 0.2, 1, 3  |               |   |               |
| MAXIMUM DIFFERENTIAL PRESSURE   |               |   |               |
| Forward:<br>75 psid (5.1 bar) @ 75°F (24°C)<br>40 psid (2.8 bar) @ 180°F (82°C)   |               | Reverse:<br>50 psid (3.4 bar) @ 75°F (24°C) |               |
| MAXIMUM OPERATING TEMPERATURE   |               |   |               |
| 180°F (82°C) Continuous Duty  |               |   |               |
| PACKAGING ECONOMY   |               |   |               |
| Bulk packaging in case quantities to reduce material disposal:<br>5 inch - 48 per carton   10 inch - 24 per carton   20 inch - 12 per carton   30 inch - 12 per carton   40 inch - 9 per carton |               |   |               |
| FILTER MEDIA  | END CAPS      | PLEAT SUPPORT MATERIAL                      | CAGE/CORE     |
| PTFE  | Polypropylene | Polypropylene                               | Polypropylene |
| SEALS   |               |   |               |
| Buna N   Fluorocarbon   EPDM   Silicone   FEP Encapsulated Fluorocarbon   FEP Encapsulated Silicone   PTFE Foam   PTFE Hard   |               |   |               |
| CONSTRUCTION METHOD   |               |   |               |
| Thermal Bond  |               |   |               |
| OUTSIDE DIAMETER  |               | APPROXIMATE SURFACE AREA                    |               |
| MPT: 2.55" (6.48cm)   PRMXT: 2.7" (6.87cm)  |               | 6.8 square feet per 10" equivalent          |               |
| LENGTHS   |               |   |               |
| 5 inch (12.7 cm)   10 inch (25.4 cm)   20 inch (50.8 cm)   30 inch (76.2 cm)   40 inch (102 cm)   |               |   |               |



### ORDER OPTIONS

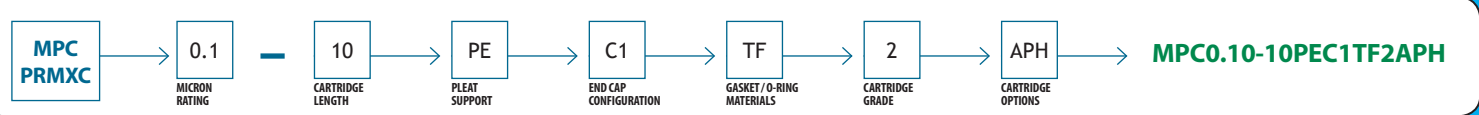
| CARTRIDGE              |  |
|------------------------|--|
| MPT PRMXT              | Mem-Pleat T (2.55")<br>Pur-MAXX T (2.7") |
| MICRON RATINGS         |  |
| 0.1, 0.2, 1, 3         |  |
| CARTRIDGE LENGTH       |  |
| 5, 10, 20, 30, 40      |  |
| END CAP CONFIGURATIONS |  |
| C1                     | Double Open Ends                         |
| C2                     | 213/Recessed Cup                         |
| C3                     | Flat/222                                 |
| C4                     | Single Open End/Flat                     |
| C5                     | Recessed Cup/222                         |
| C6                     | Flat/226                                 |
| C7                     | Fin/226                                  |
| C8                     | Fin/222                                  |
| GASKET/O-RING MATERIAL |  |
| S                      | Silicone                                 |
| B                      | Buna N                                   |
| V                      | Fluorocarbon                             |
| E                      | EPDM                                     |
| TF                     | PTFE Foam                                |
| TH                     | PTFE Hard                                |
| TV                     | Encapsulated Fluorocarbon                |
| TS                     | Encapsulated Silicone                    |
| CARTRIDGE GRADE        |  |
| -                      | General                                  |
| 2                      | Pharmaceutical                           |
| CARTRIDGE OPTIONS      |  |
| I                      | 316 SS Insert                            |
| DIF                    | DI Flush                                 |
| SPECIAL PLEAT OPTION   |  |
| SP                     | Special Pleat (PRMXT only)               |

# Mem-PLEAT C & Pur-MAXX C

Pleated Cellulose Acetate Membrane

- ▶ PROTEIN FILTRATION
- ▶ BIOLOGICAL FLUID STERILIZATION
- ▶ ENZYME FILTRATION
- ▶ TISSUE CULTURE MEDIA STERILIZATION

### ORDER GUIDE



Strainrite's Pleated Cellulose Acetate Membrane Cartridges were developed for the filtration of fluids that require a high degree of particle retention and/or constant bacterial barrier for effective sterilization. Our cellulose acetate membrane is manufactured under a proprietary manufacturing process that meets rigorous quality standards throughout every step of production. This process generates consistent lot-to-lot filtration properties among the membranes to ensure product uniformity.

These filter cartridges use highly asymmetric cellulose acetate supported membrane that is hydrophilic, which ensures excellent flow rates, quick wet out and rinse up characteristics. These cartridges are naturally low binding, which is excellent for applications where maximum recovery of protein is critical.

The Pur-MAXX C now offers a Special Pleat option, which provides expected surface area improvements of as much as 25%. This optimized pleat geometry option was developed for the filtration of process fluids that require a high degree of particle retention and/or constant bacterial barrier for effective sterilization.



- ▶ HIGH SURFACE AREA ELEMENTS OFFERS EXCELLENT LIFE AND FLUX RATES WHILE PROVIDING ABSOLUTE FILTRATION
- ▶ ABSOLUTE-RATED MEMBRANE PROVIDES RELIABLE, CONSISTENT AND REPEATABLE FILTRATE QUALITY
- ▶ NON-FIBER SHEDDING POLYESTER AND POLYPROPYLENE SUPPORT MATERIALS ELIMINATE POTENTIAL FOR FIBER MIGRATION
- ▶ ALL MATERIALS OF CONSTRUCTION ARE FDA COMPLIANT WITH CFR TITLE 21, PHARMACEUTICAL GRADES ARE BIO-SAFE IN ACCORDANCE WITH USP CLASS VI
- ▶ 100% THERMALLY BONDED CONSTRUCTION
- ▶ LOW EXTRACTABLES, WHICH ENSURES FILTRATE WILL BE CLEAN WITH CONSISTENT RESULTS
- ▶ HIGH STRENGTH DESIGN ALLOWING FOR EXTENDED USE AND MULTI-AUTOCLAVE CYCLES
- ▶ PHARMACEUTICAL GRADE ELEMENTS ARE 100% INTEGRITY TESTED
- ▶ LOW PROTEIN BINDING
- ▶ INTEGRITY TESTED

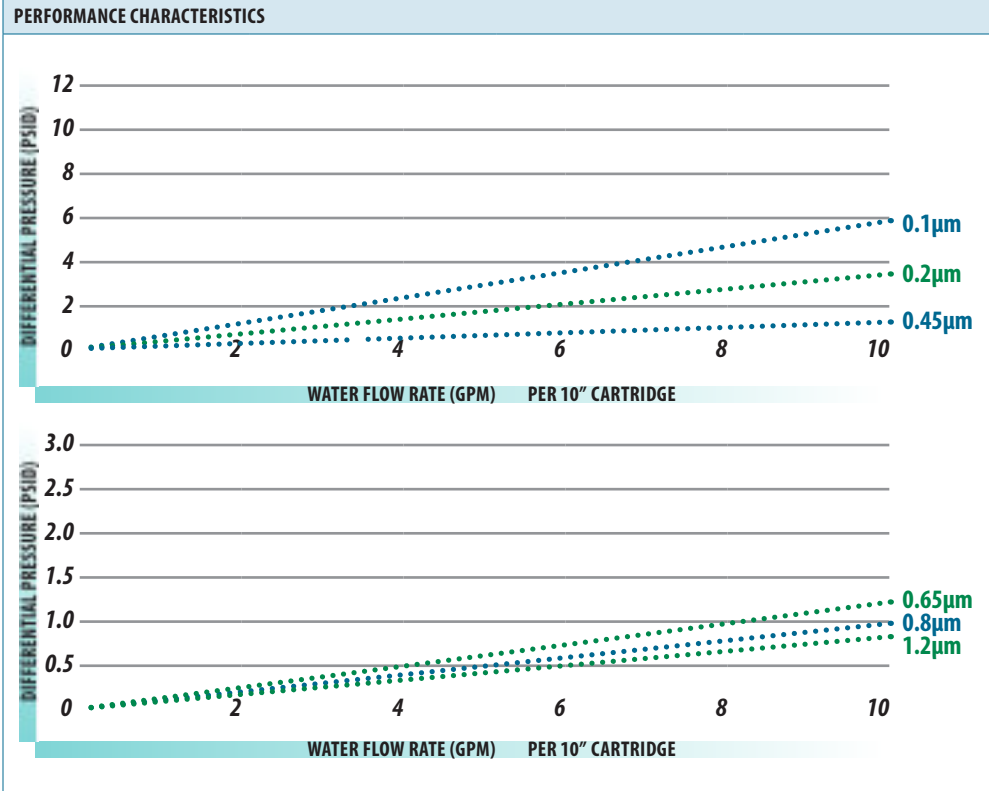
#### SPECIAL PLEAT OPTION:

- ▶ OPTIMIZED PLEAT GEOMETRY
- ▶ EXPECTED SURFACE AREA IMPROVEMENTS OF AS MUCH AS 25%

#### NEED A VESSEL FOR YOUR CARTRIDGES?

For the Mem-Pleat C and Pur-MAXX C, the following vessel types are most commonly used:  
 SRCT—PAGE 126      SRC—PAGE 128  
 As always, discuss your options with your local sales representative to find the best fit for your application.

|   |                         |   |                         |
|---|-------------------------|---|-------------------------|
| <b>ABSOLUTE RATED RETENTION</b>   |                         |   |                         |
| 0.1, 0.2, 0.45, 0.65, 0.8, 1.2  |                         |   |                         |
| <b>MAXIMUM DIFFERENTIAL PRESSURE</b>  |                         |   |                         |
| Forward:<br>75 psid (5.1 bar) @ 75°F (24°C)<br>40 psid (2.8 bar) @ 180°F (82°C)   |                         | Reverse:<br>50 psid (3.4 bar) @ 75°F (24°C) |                         |
| <b>MAXIMUM OPERATING TEMPERATURE</b>  |                         |   |                         |
| 180°F (82°C) Continuous Duty Polypropylene  |                         | 275°F (135°C) Continuous Duty Polyester     |                         |
| <b>TOXICITY</b>   |                         |   |                         |
| Cartridge materials meet USP Class VI and CFR 21 for food and beverage contact  |                         |   |                         |
| <b>STERILIZATION</b>  |                         |   |                         |
| Cartridge can be sterilized via steam or Autoclave: 20 times at 275°F (135°C)<br>Cartridge may be sanitized in place with common sanitizing agents, contact factory for chemical compatibility  |                         |   |                         |
| <b>PACKAGING ECONOMY</b>  |                         |   |                         |
| Bulk packaging in case quantities to reduce material disposal:<br>5 inch - 48 per carton   10 inch - 24 per carton   20 inch - 12 per carton   30 inch - 12 per carton   40 inch - 9 per carton |                         |   |                         |
| <b>FILTER MEDIA</b>   | <b>END CAPS</b>         | <b>PLEAT SUPPORT MATERIAL</b>               | <b>CAGE/CORE</b>        |
| Cellulose Acetate   | Polypropylene Polyester | Polypropylene Polyester                     | Polypropylene Polyester |
| <b>SEALS</b>  |                         |   |                         |
| Buna N   Fluorocarbon   EPDM   Silicone   FEP Encapsulated Fluorocarbon   FEP Encapsulated Silicone   PTFE Foam   PTFE Hard   |                         |   |                         |
| <b>CONSTRUCTION METHOD</b>  |                         |   |                         |
| Thermal Bond  |                         |   |                         |
| <b>OUTSIDE DIAMETER</b>   |                         | <b>APPROXIMATE SURFACE AREA</b>             |                         |
| MPC: 2.55" (6.48cm)   PRMXC: 2.7" (6.87cm)  |                         | 6.8 square feet per 10" equivalent          |                         |
| <b>LENGTHS</b>  |                         |   |                         |
| 5 inch (12.7 cm)   10 inch (25.4 cm)   20 inch (50.8 cm)   30 inch (76.2 cm)   40 inch (102 cm)   |                         |   |                         |



### ORDER OPTIONS

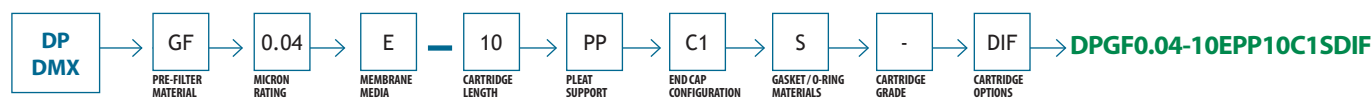
|                                |   |
|--------------------------------|---|
| <b>CARTRIDGE</b>               |   |
| MPE PRMXE                      | Mem-Pleat E (2.55")<br>Pur-MAXX E (2.7")            |
| <b>MICRON RATINGS</b>          |   |
| 0.1, 0.2, 0.45, 0.65, 0.8, 1.2 |   |
| <b>CARTRIDGE LENGTH</b>        |   |
| 5, 10, 20, 30, 40              |   |
| <b>PLEAT SUPPORT</b>           |   |
| PP PE                          | Polypropylene Polyester                             |
| <b>END CAP CONFIGURATIONS</b>  |   |
| C1                             | Double Open Ends                                    |
| C2                             | 213/Recessed Cup                                    |
| C3                             | Flat/222  |
| C4                             | Single Open End/Flat                                |
| C5                             | Recessed Cup/222                                    |
| C6                             | Flat/226  |
| C7                             | Fin/226   |
| C8                             | Fin/222   |
| <b>GASKET/O-RING MATERIAL</b>  |   |
| S                              | Silicone  |
| B                              | Buna N  |
| V                              | Fluorocarbon  |
| E                              | EPDM  |
| TF                             | PTFE Foam   |
| TH                             | PTFE Hard   |
| TV                             | Encapsulated Fluorocarbon                           |
| TS                             | Encapsulated Silicone                               |
| <b>CARTRIDGE GRADE</b>         |   |
| -                              | General   |
| 1                              | FDA Grade   |
| 2                              | Pharmaceutical                                      |
| <b>CARTRIDGE OPTIONS</b>       |   |
| I DIF APH                      | 316 SS Insert<br>DI Flush<br>All Polyester Hardware |
| <b>SPECIAL PLEAT OPTION</b>    |   |
| SP                             | Special Pleat (PRMXC only)                          |

# Duo-PLEAT & Duo-MAXX

Dual Pleated Cartridges

- ▶ BIOPHARMACEUTICAL
- ▶ VISCIOUS FLUIDS
- ▶ PRE-FINAL ULTRA PURE WATER
- ▶ BIOBURDEN REDUCTION
- ▶ VISCIOUS POLYMERS
- ▶ PRE-FINAL HIGH PURITY CHEMICALS

### ORDER GUIDE



Designed as a “Pre-Final” filter, Strainrite’s **Depth Over Membrane Cartridges** were created to protect final filters saving money and extending the life of your final filters. These filters incorporate a synchronized media design. This design utilizes a prefiltration layer up-stream over a final membrane layer in the same cartridge. These filters are a pre-filter and a final filter in one.

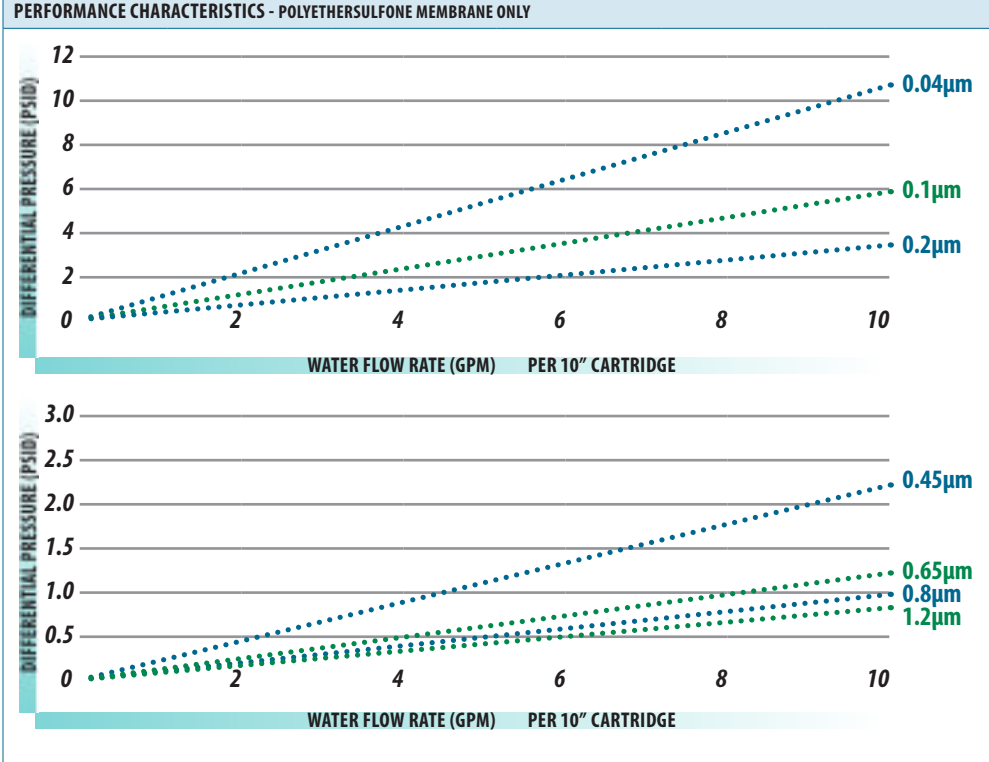
These filters are available in multiple micron ranges and combinations to meet the requirements of your process. They are available in two prefiltration materials: polypropylene microfiber and borosilicate microglass. The final filtration layer is available in Nylon, polysulfone, cellulose acetate, and Strainrites’ asymmetric polyethersulfone membrane.



- ▶ RELIABLE NON FIBER RELEASING MEDIA
- ▶ SYNCHRONIZED MEDIA
- ▶ THERMALLY BONDED CONSTRUCTION
- ▶ NO ADDITIVES OR GLUE
- ▶ ALL MATERIALS OF CONSTRUCTION ARE FDA COMPLIANT WITH CFR TITLE 21
- ▶ THERMALLY BONDED CONSTRUCTION WITHOUT ADHESIVES OR BINDERS, RESULTING IN LOWER EXTRACTABLES
- ▶ HIGH STRENGTH DESIGN ALLOWING FOR EXTENDED USE AND MULTI-AUTOClave CYCLES

**NEED A VESSEL FOR YOUR CARTRIDGES?**  
 For the Duo-Pleat and Duo-MAXX, the following vessel types are most commonly used:  
 SRCT—PAGE 126      SRC—PAGE 128  
 As always, discuss your options with your local sales representative to find the best fit for your application.

| ABSOLUTE RATED RETENTION  |  |   |                                 |  |                     |
|---|--|---|---------------------------------|--|---------------------|
| Polyethersulfone: 0.04, 0.1, 0.2, 0.45, 0.65, 0.8, 1, 1.2, 2  |  |   |                                 |  |                     |
| Polysulfone: 0.2, 0.45, 0.65  |  |   |                                 |  |                     |
| Nylon: 0.1, 0.2, 0.45, 0.65, 0.8, 1, 2  |  |   |                                 |  |                     |
| MAXIMUM DIFFERENTIAL PRESSURE   |  |   |                                 |  |                     |
| Forward:  |  |   | Reverse:                        |  |                     |
| 75 psid (5.1 bar) @ 75°F (24°C)   |  |   | 50 psid (3.4 bar) @ 75°F (24°C) |  |                     |
| 40 psid (2.8 bar) @ 180°F (82°C)  |  |   |                                 |  |                     |
| MAXIMUM OPERATING TEMPERATURE   |  |   |                                 |  |                     |
| 180°F (82°C) Continuous Duty  |  |   |                                 |  |                     |
| TOXICITY  |  |   |                                 |  |                     |
| Cartridge materials meet USP Class VI and CFR 21 for food and beverage contact  |  |   |                                 |  |                     |
| STERILIZATION   |  |   |                                 |  |                     |
| Cartridge can be sterilized via steam or Autoclave: 20 times at 275°F (135°C)   |  |   |                                 |  |                     |
| Cartridge may be sanitized in place with common sanitizing agents, contact factory for chemical compatibility                 |  |   |                                 |  |                     |
| PACKAGING ECONOMY   |  |   |                                 |  |                     |
| Bulk packaging in case quantities to reduce material disposal:  |  |   |                                 |  |                     |
| 5 inch - 48 per carton   10 inch - 24 per carton   20 inch - 12 per carton   30 inch - 12 per carton   40 inch - 9 per carton |  |   |                                 |  |                     |
| PRE-FILTER MEDIA  | FILTER MEDIA                             | PLEAT SUPPORT MATERIAL  | END CAPS                        | CAGE/CORE  | CONSTRUCTION METHOD |
| Borosilicate Microglass<br>Polypro. Microfiber  | Polyethersulfone<br>Nylon<br>Polysulfone | Polypropylene<br>Polyester                                    | Polypropylene<br>Polyester      | Polypropylene<br>Polyester                                   | Thermal Bond        |
| SEALS   |  |   |                                 |  |                     |
| Buna N   Fluorocarbon   EPDM   Silicone   FEP Encapsulated Fluorocarbon   FEP Encapsulated Silicone   PTFE Foam   PTFE Hard   |  |   |                                 |  |                     |
| OUTSIDE DIAMETER  |  | APPROXIMATE SURFACE AREA                                      |                                 |  |                     |
| DP: 2.55" (6.48cm)   DMX: 2.7" (6.87cm)   |  | Polypropylene Microfiber:<br>6 square feet per 10" equivalent |                                 | Borosilicate Microglass:<br>5 square feet per 10" equivalent |                     |
| LENGTHS   |  |   |                                 |  |                     |
| 5 inch (12.7 cm)   10 inch (25.4 cm)   20 inch (50.8 cm)   30 inch (76.2 cm)   40 inch (102 cm)                               |  |   |                                 |  |                     |



### ORDER OPTIONS

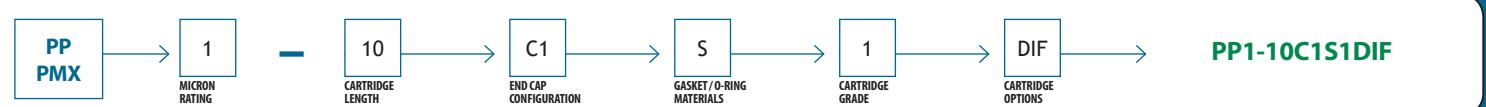
| CARTRIDGE  |  |
|--|--|
| DP DMX   | Duo-Pleat (2.55")<br>Duo-MAXX (2.7")   |
| PRE-FILTER MATERIAL  |  |
| GF MF  | Borosilicate Microglass<br>Polypropylene Microfiber  |
| MEMBRANE   |  |
| E<br>N<br>S  | Polyethersulfone<br>Nylon<br>Polysulfone   |
| MICRON RATINGS   |  |
| E: 0.04, 0.1, 0.2, 0.45, 0.65, 0.8, 1, 1.2, 2<br>N: 0.1, 0.2, 0.45, 0.65, 0.8, 1.2<br>S: 0.2, 0.45, 0.65 |  |
| CARTRIDGE LENGTH   |  |
| 5, 10, 20, 30, 40  |  |
| PLEAT SUPPORT  |  |
| PP<br>PE   | Polypropylene<br>Polyester   |
| END CAP CONFIGURATIONS   |  |
| C1<br>C2<br>C3<br>C4<br>C5<br>C6<br>C7<br>C8   | Double Open Ends<br>213/Recessed Cup<br>Flat/222<br>Single Open End/Flat<br>Recessed Cup/222<br>Flat/226<br>Fin/226<br>Fin/222 |
| GASKET / O-RING MATERIAL   |  |
| S<br>B<br>V<br>E<br>TF<br>TH<br>TV<br>TS   | Silicone<br>Buna N<br>Fluorocarbon<br>EPDM<br>PTFE Foam<br>PTFE Hard<br>Encapsulated Fluorocarbon<br>Encapsulated Silicone     |
| CARTRIDGE GRADE  |  |
| -<br>1<br>2  | General<br>FDA Grade<br>Pharmaceutical   |
| CARTRIDGE OPTIONS  |  |
| I<br>DIF   | 316 SS Insert<br>DI Flush  |

# Pur-PLEAT & Poly-MAXX

Absolute-Rated Polypropylene Depth

- ▶ RECIRCULATING LIQUIDS
- ▶ DI/RO PREFILTRATION
- ▶ WASTE WATER
- ▶ GENERAL WATER FILTRATION
- ▶ REAGENT GRADE CHEMICALS

## ORDER GUIDE



Strainrite's **Absolute-Rated Polypropylene Depth Cartridges** are designed to optimize throughput while achieving absolute and repeatable effluent quality. Our filter media is constructed on the latest continuous microfiber blowing equipment that accurately controls fiber diameter and integrity.

Utilizing state-of-the-art, on-line monitoring equipment, Strainrite delivers the industry's most uniform media, ensuring unparalleled product consistency. Our 100% polypropylene construction provides an expansive chemical compatibility range for your most demanding applications. All materials of construction meet USP Class VI and CFR 21 requirements for food and beverage contact.

The Poly-MAXX now offers a Special Pleat option in micron ratings of 1, 1.5, 2.5. This option provides expected surface area improvements of as much as 25%. This optimized pleat geometry option was developed for the filtration of process fluids that require a high degree of particle retention and/or constant bacterial barrier for effective sterilization.



- ▶ **ABSOLUTE-RATED MEDIA PROVIDES RELIABLE, CONSISTENT AND REPEATABLE FILTRATION**
- ▶ **MAXIMIZED PLEAT DESIGN FOR GREATER SURFACE AREA, ENSURING LONGER SERVICE LIFE, FEWER CHANGE OUTS AND REDUCED OPERATING COSTS**
- ▶ **LOW PRESSURE DROPS YIELD HIGHER FLOW RATES AND REDUCED PROCESSING TIME**
- ▶ **100% POLYPROPYLENE CONSTRUCTION OFFERS A WIDE RANGE OF CHEMICAL COMPATIBILITY**
- ▶ **FDA, CFR 21 AND USP CLASS VI COMPLIANT**
- ▶ **THERMALLY BONDED CONSTRUCTION ELIMINATES PARTICLE BYPASS**

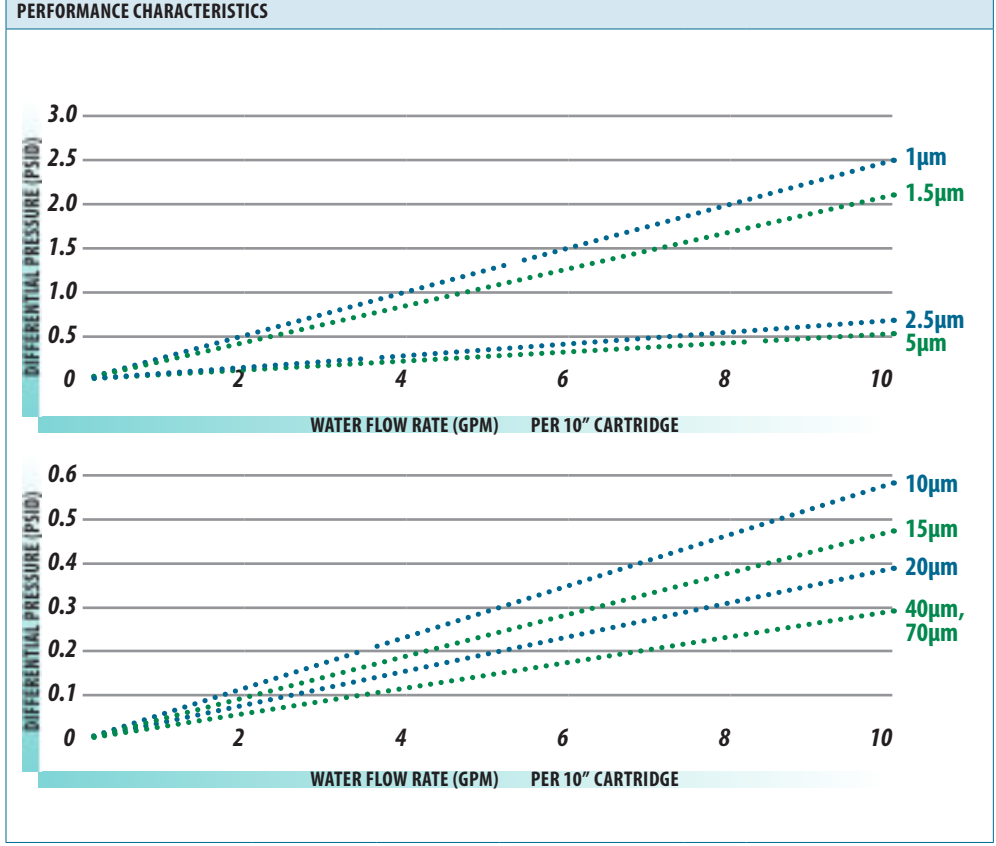
### SPECIAL PLEAT OPTION:

- ▶ **OPTIMIZED PLEAT GEOMETRY**
- ▶ **EXPECTED SURFACE AREA IMPROVEMENTS OF AS MUCH AS 25%**

### NEED A VESSEL FOR YOUR CARTRIDGES?

For the Pur-Pleat and Poly-MAXX, the following vessel types are most commonly used:  
 SRCT—PAGE 126      SRC—PAGE 128  
 As always, discuss your options with your local sales representative to find the best fit for your application.

| ASTM F795-88 RETENTION RATING   |   |  |               |
|---|---|--|---------------|
| 1, 1.5, 2.5, 5, 10, 15, 20, 40, 70  |   |  |               |
| MAXIMUM DIFFERENTIAL PRESSURE   |   | MAXIMUM OPERATING TEMPERATURE  |               |
| Forward:<br>75 psid (5.1 bar) @ 75°F (24°C)<br>40 psid (2.8 bar) @ 180°F (82°C)   |   | 180°F (82°C) Continuous Duty   |               |
| TOXICITY  |   |  |               |
| All components meet all relevant USP XXII Class VI test for biological safety and FDA requirements for contact with food and beverage per 21CFR177.1520   |   |  |               |
| PACKAGING ECONOMY   |   |  |               |
| Bulk packaging in case quantities to reduce material disposal:<br>5 inch - 48 per carton   10 inch - 24 per carton   20 inch - 12 per carton   30 inch - 12 per carton   40 inch - 9 per carton |   |  |               |
| FILTER MEDIA  | END CAPS  | PLEAT SUPPORT MATERIAL   | CAGE/CORE     |
| Polypropylene Microfiber  | Polypropylene   | Polypropylene  | Polypropylene |
| SEALS   |   |  |               |
| Buna N   Fluorocarbon   EPDM   Silicone   FEP Encapsulated Fluorocarbon   FEP Encapsulated Silicone   PTFE Foam   PTFE Hard   |   |  |               |
| CONSTRUCTION METHOD   |   |  |               |
| Thermal Bond  |   |  |               |
| OUTSIDE DIAMETER  |   |  |               |
| PP: 2.55" (6.48cm)   PMX: 2.7" (6.87cm)   |   |  |               |
| LENGTHS   |   |  |               |
| 5 inch (12.7 cm)   10 inch (25.4 cm)   20 inch (50.8 cm)   30 inch (76.2 cm)   40 inch (102 cm)   |   |  |               |
| EFFICIENCY  |   |  |               |
| PP1/PMX1 — 99.98% @ 1µm<br>PP1.5/PMX1.5 — 99.98% @ 1.5µm<br>PP2.5/PMX2.5 — 99.98% @ 2.5µm   | PP5/PMX5 — 99.98% @ 5µm<br>PP10/PMX10 — 99.98% @ 10µm<br>PP15/PMX15 — 99.98% @ 15µm | PP20/PMX20 — 99.98% @ 20µm<br>PP40/PMX40 — 99.98% @ 40µm<br>PP70/PMX70 — 99.98% @ 70µm |               |



## ORDER OPTIONS

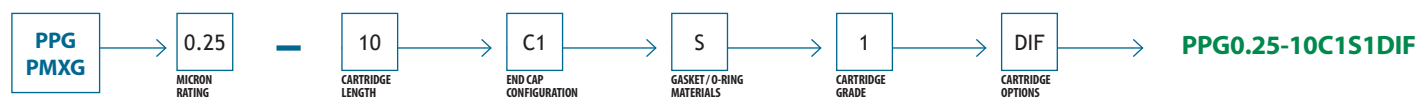
| CARTRIDGE                                    |  |
|--|--|
| PP<br>PMX                                    | Pur-Pleat (2.55")<br>Poly-MAXX (2.7")  |
| MICRON RATINGS                               |  |
| 1, 1.5, 2.5, 5, 10, 15, 20, 40, 70           |  |
| CARTRIDGE LENGTH                             |  |
| 5, 10, 20, 30, 40                            |  |
| END CAP CONFIGURATIONS                       |  |
| C1<br>C2<br>C3<br>C4<br>C5<br>C6<br>C7<br>C8 | Double Open Ends<br>213/Recessed Cup<br>Flat/222<br>Single Open End/Flat<br>Recessed Cup/222<br>Flat/226<br>Fin/226<br>Fin/222 |
| GASKET/O-RING MATERIAL                       |  |
| S<br>B<br>V<br>E<br>TF<br>TH<br>TV<br>TS     | Silicone<br>Buna N<br>Fluorocarbon<br>EPDM<br>PTFE Foam<br>PTFE Hard<br>Encapsulated Fluorocarbon<br>Encapsulated Silicone     |
| CARTRIDGE GRADE                              |  |
| -<br>1<br>2                                  | General<br>FDA Grade<br>Pharmaceutical   |
| CARTRIDGE OPTIONS                            |  |
| I<br>DIF                                     | 316 SS Insert<br>DI Flush  |
| SPECIAL PLEAT OPTION                         |  |
| SP   | Special Pleat<br>(PMX 1, 1.5, 2.5 only)  |

# Pur-PLEAT G & Poly-MAXX G

Nominally Rated Polypropylene Depth

- ▶ WATER FILTRATION
- ▶ LIQUEFIED SUGAR
- ▶ WASTE WATER
- ▶ SOLVENT FILTRATION
- ▶ DI/RO PREFILTRATION
- ▶ WINE CLARIFICATION

### ORDER GUIDE



Strainrite's **Nominally Rated Polypropylene Depth Cartridges** are designed to reduce overall filtration costs when compared to spunbonded, stringwound, and nominally-rated pleated cartridges. This polypropylene media is designed and manufactured on state-of-the-art meltblowing equipment to Strainrite's strict specifications for high solids-loading requirements for a variety of prefiltration applications.

These filters are constructed using the latest high-speed thermal bonding equipment in a clean environment to ensure superior product cleanliness and thermal and chemical compatibility. All of these depth cartridges are manufactured using 100% virgin polypropylene materials that comply with FDA Title 21 of The Code of Federal Regulations for food and beverage contact.

The Poly-MAXX G now offers a Special Pleat option in micron ratings of 0.25, 0.5, 1. This option provides expected surface area improvements of as much as 25%. This optimized pleat geometry option was developed for the filtration of process fluids that require a high degree of particle retention and/or constant bacterial barrier for effective sterilization.



- ▶ MAXIMIZED PLEAT DESIGN FOR GREATER SURFACE AREA, ENSURING LONGER SERVICE LIFE, FEWER CHANGE OUTS AND REDUCED OPERATING COSTS
- ▶ FDA TITLE 21 COMPLIANT FOR FOOD AND BEVERAGE CONTACT
- ▶ LOWER PRESSURE DROPS, WHICH YIELD HIGHER FLOW RATES AND REDUCED PROCESSING TIME
- ▶ 100% POLYPROPYLENE CONSTRUCTION OFFERS A WIDE RANGE OF CHEMICAL COMPATIBILITY
- ▶ THERMALLY BONDED CONSTRUCTION ENSURES A CLEANER FILTRATE

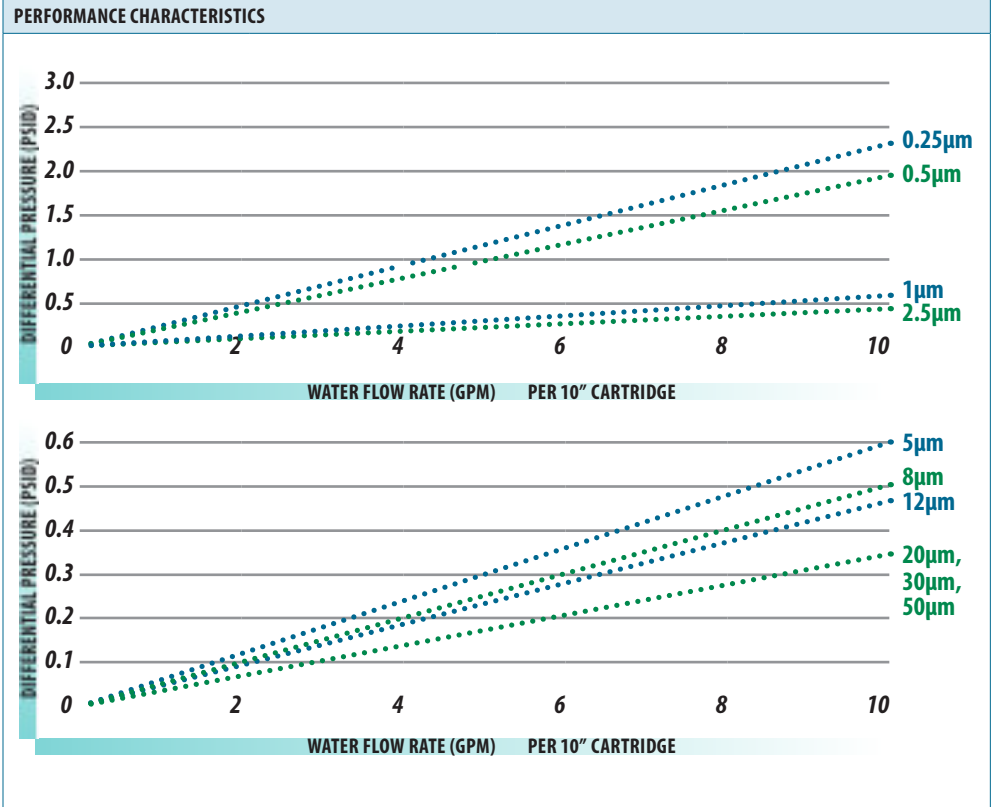
#### SPECIAL PLEAT OPTION:

- ▶ OPTIMIZED PLEAT GEOMETRY
- ▶ EXPECTED SURFACE AREA IMPROVEMENTS OF AS MUCH AS 25%

#### NEED A VESSEL FOR YOUR CARTRIDGES?

For the Pur-Pleat G and Poly-MAXX G, the following vessel types are most commonly used:  
 SRC—PAGE 128      SRVC—PAGE 130  
 As always, discuss your options with your local sales representative to find the best fit for your application.

| RETENTION RATING  |               |   |               |
|---|---------------|---|---------------|
| 0.25, 0.5, 1, 2.5, 5, 8, 12, 20, 30, 50   |               |   |               |
| MAXIMUM DIFFERENTIAL PRESSURE   |               | MAXIMUM OPERATING TEMPERATURE   |               |
| Forward:<br>75 psid (5.1 bar) @ 75°F (24°C)<br>40 psid (2.8 bar) @ 180°F (82°C)   |               | 180°F (82°C) Continuous Duty  |               |
| TOXICITY  |               |   |               |
| All components meet all relevant USP XXII Class VI test for biological safety and FDA requirements for contact with food and beverage per 21CFR177.1520   |               |   |               |
| PACKAGING ECONOMY   |               |   |               |
| Bulk packaging in case quantities to reduce material disposal:<br>5 inch - 48 per carton   10 inch - 24 per carton   20 inch - 12 per carton   30 inch - 12 per carton   40 inch - 9 per carton |               |   |               |
| FILTER MEDIA  | END CAPS      | PLEAT SUPPORT MATERIAL  | CAGE/CORE     |
| Polypropylene Microfiber  | Polypropylene | Polypropylene   | Polypropylene |
| SEALS   |               |   |               |
| Buna N   Fluorocarbon   EPDM   Silicone   FEP Encapsulated Fluorocarbon   FEP Encapsulated Silicone   PTFE Foam   PTFE Hard   |               |   |               |
| CONSTRUCTION METHOD   |               |   |               |
| Thermal Bond  |               |   |               |
| OUTSIDE DIAMETER  |               |   |               |
| PPG: 2.55" (6.48cm)   PMXG: 2.7" (6.87cm)   |               |   |               |
| LENGTHS   |               |   |               |
| 5 inch (12.7 cm)   10 inch (25.4 cm)   20 inch (50.8 cm)   30 inch (76.2 cm)   40 inch (102 cm)   |               |   |               |
| EFFICIENCY  |               |   |               |
| PPG0.25/PMXG0.25 — BETA5000 @ 0.25µm<br>PPG0.5/PMXG0.5 — BETA5000 @ 0.5µm<br>PPG1/PMXG1 — BETA5000 @ 1µm<br>PPG2.5/PMXG2.5 — BETA5000 @ 2.5µm<br>PPG5/PMXG5 — BETA5000 @ 5µm                    |               | PPG8.0/PMXG8 — BETA5000 @ 8µm<br>PPG12/PMXG12 — BETA5000 @ 12µm<br>PPG20/PMXG20 — BETA5000 @ 20µm<br>PPG30/PMXG30 — BETA5000 @ 30µm<br>PPG50/PMXG50 — BETA5000 @ 50µm |               |



### ORDER OPTIONS

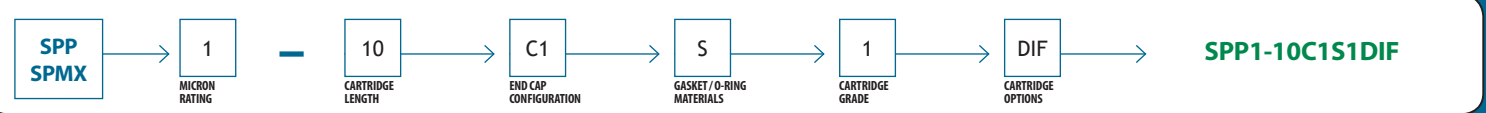
| CARTRIDGE                                    |  |
|--|--|
| PPG<br>PMXG                                  | Pur-Pleat G (2.55")<br>Poly-MAXX G (2.7")  |
| MICRON RATINGS                               |  |
| 0.25, 0.5, 1, 2.5, 5, 8, 12, 20, 30, 50      |  |
| CARTRIDGE LENGTH                             |  |
| 5, 10, 20, 30, 40                            |  |
| END CAP CONFIGURATIONS                       |  |
| C1<br>C2<br>C3<br>C4<br>C5<br>C6<br>C7<br>C8 | Double Open Ends<br>213/Recessed Cup<br>Flat/222<br>Single Open End/Flat<br>Recessed Cup/222<br>Flat/226<br>Fin/226<br>Fin/222 |
| GASKET/O-RING MATERIAL                       |  |
| S<br>B<br>V<br>E<br>TF<br>TH<br>TV<br>TS     | Silicone<br>Buna N<br>Fluorocarbon<br>EPDM<br>PTFE Foam<br>PTFE Hard<br>Encapsulated Fluorocarbon<br>Encapsulated Silicone     |
| CARTRIDGE GRADE                              |  |
| -<br>1<br>2                                  | General<br>FDA Grade<br>Pharmaceutical   |
| CARTRIDGE OPTIONS                            |  |
| I<br>DIF                                     | 316 SS Insert<br>DI Flush  |
| SPECIAL PLEAT OPTION                         |  |
| SP   | Special Pleat<br>(PMXG 0.25, 0.5, 1 only)  |

# Pur-PLEAT Select & Poly-MAXX Select

Gradient Density Polypropylene Depth

- ▶ WATER FILTRATION
- ▶ LIQUEFIED SUGAR
- ▶ WASTE WATER
- ▶ SOLVENT FILTRATION
- ▶ DI/RO PREFILTRATION
- ▶ WINE CLARIFICATION
- ▶ BLEACH

### ORDER GUIDE



Strainrite's **Select (High Solids Loading) Polypropylene Depth Cartridges** offer a unique, absolute rated, gradient density, polypropylene depth filter that utilizes the revolutionary HSL technology in combination with our high efficiency micro-fiber meltblown media.

This filter combines high solids loading with absolute filtration to create one of the longest lasting, absolute-rated, pleated polypropylene filters on the market. All Select filters are manufactured without binders or resins.

Select gradient density depth media is outstanding for removing gels as compared to other pleated polypropylene filters. Our 100% polypropylene construction provides an excellent range of chemical compatibility for your most demanding applications. All polypropylene construction materials are CFR 21 listed for direct food contact, which makes this filter ideal for a broad range of applications.



- ▶ **ABSOLUTE-RATED MEDIA PROVIDES RELIABLE, CONSISTENT AND REPEATABLE FILTRATION**
- ▶ **LOW PRESSURE DROPS YIELD HIGHER FLOW RATES AND REDUCED PROCESSING TIME**
- ▶ **100% POLYPROPYLENE, FDA COMPLIANT WITH CFR 21**
- ▶ **THERMALLY BONDED CONSTRUCTION ELIMINATES PARTICLE BYPASS WHILE MINIMIZING EXTRACTABLES**

**NEED A VESSEL FOR YOUR CARTRIDGES?**  
 For the Pur-Pleat Select and Poly-MAXX Select, the following vessel types are most commonly used:  
 SRCT—PAGE 126      SRC—PAGE 128  
 As always, discuss your options with your local sales representative to find the best fit for your application.

| ASTM F795-88 RETENTION RATING   |               |  |               |
|---|---------------|--|---------------|
| 1, 1.5, 3, 5, 10, 15, 20, 40, 70, 90  |               |  |               |
| MAXIMUM DIFFERENTIAL PRESSURE   |               | MAXIMUM OPERATING TEMPERATURE  |               |
| Forward:<br>75 psid (5.1 bar) @ 75°F (24°C)<br>40 psid (2.8 bar) @ 180°F (82°C)   |               | 180°F (82°C) Continuous Duty   |               |
| TOXICITY  |               |  |               |
| All components meet all relevant USP XXII Class VI test for biological safety and FDA requirements for contact with food and beverage per 21CFR177.1520   |               |  |               |
| PACKAGING ECONOMY   |               |  |               |
| Bulk packaging in case quantities to reduce material disposal:<br>5 inch - 48 per carton   10 inch - 24 per carton   20 inch - 12 per carton   30 inch - 12 per carton   40 inch - 9 per carton |               |  |               |
| FILTER MEDIA  | END CAPS      | PLEAT SUPPORT MATERIAL   | CAGE/CORE     |
| Polypropylene Microfiber Composite  | Polypropylene | Polypropylene  | Polypropylene |
| SEALS   |               |  |               |
| Buna N   Fluorocarbon   EPDM   Silicone   FEP Encapsulated Fluorocarbon   FEP Encapsulated Silicone   PTFE Foam   PTFE Hard   |               |  |               |
| CONSTRUCTION METHOD   |               |  |               |
| Thermal Bond  |               |  |               |
| OUTSIDE DIAMETER  |               |  |               |
| SPP: 2.55" (6.48cm)   SPMX: 2.7" (6.87cm)   |               |  |               |
| LENGTHS   |               |  |               |
| 5 inch (12.7 cm)   10 inch (25.4 cm)   20 inch (50.8 cm)   30 inch (76.2 cm)   40 inch (102 cm)   |               |  |               |
| EFFICIENCY  |               |  |               |
| SPP1/SPMX1 — 99.98% @ 1µm<br>SPP1.5/SPMX1.5 — 99.98% @ 1.5µm<br>SPP3/SPMX3 — 99.98% @ 3µm<br>SPP5/SPMX5 — 99.98% @ 5µm<br>SPP10/SPMX10 — 99.98% @ 10µm  |               | SPP15/SPMX15 — 99.98% @ 15µm<br>SPP20/SPMX20 — 99.98% @ 20µm<br>SPP40/SPMX40 — 99.98% @ 40µm<br>SPP70/SPMX70 — 99.98% @ 70µm<br>SPP90/SPMX90 — 99.98% @ 90µm |               |
| PERFORMANCE CHARACTERISTICS   |               |  |               |
|   |               |  |               |

### ORDER OPTIONS

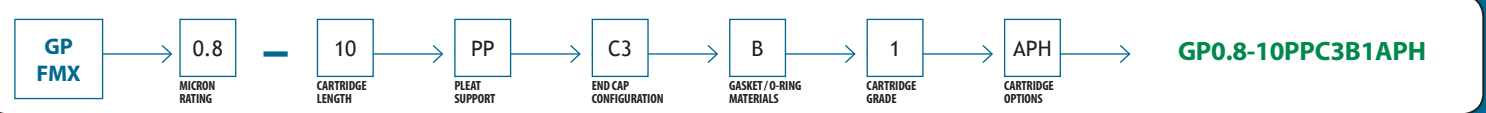
| CARTRIDGE                            |   |
|--------------------------------------|---|
| SPP SPMX                             | Pur-Pleat Select (2.55")<br>Poly-MAXX Select (2.7") |
| MICRON RATINGS                       |   |
| 1, 1.5, 3, 5, 10, 15, 20, 40, 70, 90 |   |
| CARTRIDGE LENGTH                     |   |
| 5, 10, 20, 30, 40                    |   |
| END CAP CONFIGURATIONS               |   |
| C1                                   | Double Open Ends                                    |
| C2                                   | 213/Recessed Cup                                    |
| C3                                   | Flat/222  |
| C4                                   | Single Open End/Flat                                |
| C5                                   | Recessed Cup/222                                    |
| C6                                   | Flat/226  |
| C7                                   | Fin/226   |
| C8                                   | Fin/222   |
| GASKET / O-RING MATERIAL             |   |
| S                                    | Silicone  |
| B                                    | Buna N  |
| V                                    | Fluorocarbon  |
| E                                    | EPDM  |
| TF                                   | PTFE Foam   |
| TH                                   | PTFE Hard   |
| TV                                   | Encapsulated Fluorocarbon                           |
| TS                                   | Encapsulated Silicone                               |
| CARTRIDGE GRADE                      |   |
| -                                    | General   |
| 1                                    | FDA Grade   |
| CARTRIDGE OPTIONS                    |   |
| I                                    | 316 SS Insert                                       |
| DIF                                  | DI Flush  |

# Glass-PLEAT & Fiber-MAXX

Absolute-Rated Microglass Depth

- ▶ INKS AND COATINGS
- ▶ PLATING SOLUTIONS
- ▶ SOLVENT FILTRATION
- ▶ WASTE WATER
- ▶ CHEMICAL PROCESSING
- ▶ PHOTOGRAPHIC FILMS
- ▶ OIL AND GAS PRODUCTION

### ORDER GUIDE



Strainrite's **Absolute-Rated Microglass Cartridges** utilize a high surface area and high void volume media, incorporating microglass fibers in a uniform matrix that optimizes element flow rate and service life unattainable by other microfiber technologies. This revolutionary microfiber matrix optimizes pore size geometry required to offer absolute-rated filtration performance. Strainrite's non-calendared microglass cartridges exhibit significantly reduced resistance to flow when compared to similarly rated microfiber technologies. These cartridges are an excellent choice for filtering beverages such as beer and wine, as they do not remove flavor enhancing proteins.

Our materials of construction meet or exceed the requirements of the CFR 21 for Food and Beverage contact. Strainrite offers elements that utilize an epoxy binder providing these microglass depth cartridges with an increased range of applications where chemical compatibility is critical.

The Fiber-MAXX now offers a Special Pleat option which provides expected surface area improvements of as much as 45% in General and Pharmaceutical grades. This optimized pleat geometry option was developed for the filtration of process fluids that require a high degree of particle retention and/or constant bacterial barrier for effective sterilization.



- ▶ ABSOLUTE-RATED MEDIA
- ▶ LOW PRESSURE DROPS YIELD HIGHER FLOW RATES AND REDUCED PROCESSING TIME
- ▶ MAXIMIZED PLEAT DESIGN COUPLED WITH NON-CALENDARED MICROGLASS MATRIX OFFERS GREATER SURFACE AREA, ENSURING LONGER SERVICE LIFE, LESS DOWNTIME AND REDUCED COSTS
- ▶ INDUSTRIAL GRADE USES AN EPOXY BINDER, FDA GRADE USES AN ACRYLIC BINDER

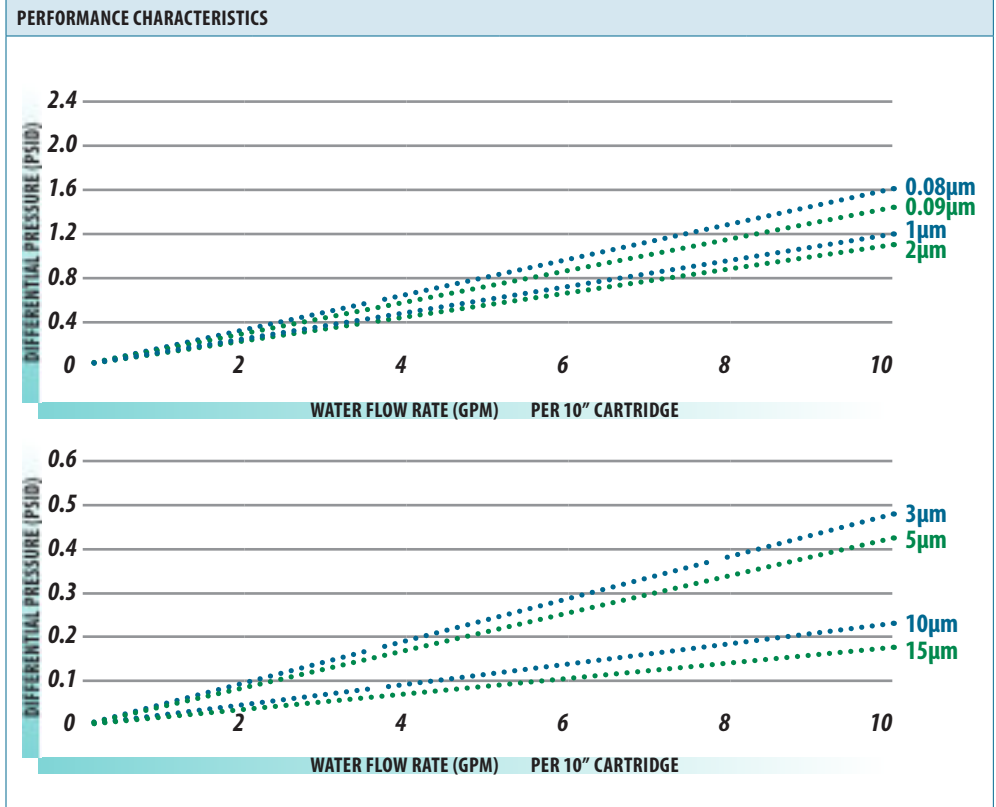
#### SPECIAL PLEAT OPTION:

- ▶ OPTIMIZED PLEAT GEOMETRY
- ▶ EXPECTED SURFACE AREA IMPROVEMENTS OF AS MUCH AS 25%

#### NEED A VESSEL FOR YOUR CARTRIDGES?

For the Glass-Pleat and Fiber-MAXX, the following vessel types are most commonly used:  
 SRCT—PAGE 126      SRC—PAGE 128  
 As always, discuss your options with your local sales representative to find the best fit for your application.

| ASTM F795-88 RETENTION RATING   |                         |  |                         |
|---|-------------------------|--|-------------------------|
| 0.8, 0.9, 1, 2, 3, 5, 10, 15  |                         |  |                         |
| MAXIMUM DIFFERENTIAL PRESSURE   |                         |  |                         |
| Forward:<br>75 psid (5.1 bar) @ 75°F (24°C)<br>40 psid (2.8 bar) @ 180°F (82°C)   |                         |  |                         |
| MAXIMUM OPERATING TEMPERATURE   |                         |  |                         |
| 180°F (82°C) Continuous Duty Polypropylene  |                         | 275°F (135°C) Continuous Duty Polyester    |                         |
| TOXICITY  |                         |  |                         |
| All components meet all relevant USP XXII Class VI test for biological safety and FDA requirements for contact with food and beverage per 21CFR177.1520   |                         |  |                         |
| PACKAGING ECONOMY   |                         |  |                         |
| Bulk packaging in case quantities to reduce material disposal:<br>5 inch - 48 per carton   10 inch - 24 per carton   20 inch - 12 per carton   30 inch - 12 per carton   40 inch - 9 per carton |                         |  |                         |
| FILTER MEDIA  | END CAPS                | PLEAT SUPPORT MATERIAL                     | CAGE/CORE               |
| Borosilicate Microglass   | Polypropylene Polyester | Polypropylene Polyester                    | Polypropylene Polyester |
| SEALS   |                         |  |                         |
| Buna N   Fluorocarbon   EPDM   Silicone   FEP Encapsulated Fluorocarbon   FEP Encapsulated Silicone   PTFE Foam   PTFE Hard   |                         |  |                         |
| CONSTRUCTION METHOD   |                         | OUTSIDE DIAMETER                           |                         |
| Thermal Bond  |                         | GP: 2.55" (6.48cm)   FMX: 2.7" (6.87cm)    |                         |
| LENGTHS   |                         |  |                         |
| 5 inch (12.7 cm)   10 inch (25.4 cm)   20 inch (50.8 cm)   30 inch (76.2 cm)   40 inch (102 cm)   |                         |  |                         |
| EFFICIENCY  |                         |  |                         |
| GP0.8/FMX0.8 — 99.98% @ 0.8µm   90.00% @ 0.25µm   |                         | GP3/FMX3 — 99.98% @ 3µm   90.00% @ 1.5µm   |                         |
| GP0.9/FMX0.9 — 99.98% @ 0.9µm   90.00% @ 0.45µm   |                         | GP5/FMX5 — 99.98% @ 5µm   90.00% @ 2.5µm   |                         |
| GP1/FMX1 — 99.98% @ 1µm   90.00% @ 0.65µm   |                         | GP10/FMX10 — 99.98% @ 10µm   90.00% @ 5µm  |                         |
| GP2/FMX2 — 99.98% @ 2µm   90.00% @ 1µm  |                         | GP15/FMX15 — 99.98% @ 15µm   90.00% @ 10µm |                         |



### ORDER OPTIONS

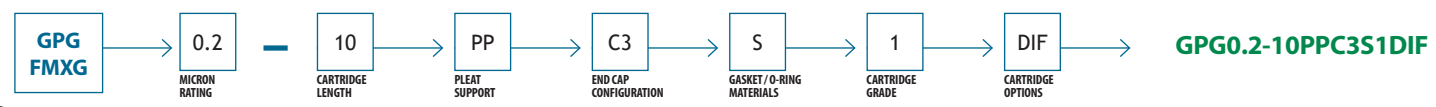
| CARTRIDGE                              |  |
|--|--|
| GP FMX                                 | Glass-Pleat (2.55")<br>Fiber-MAXX (2.7")               |
| MICRON RATINGS                         |  |
| 0.8*, 0.9, 1*, 2, 3*, 5*, 10*, 15      |  |
| <small>*Available in FDA grade</small> |  |
| CARTRIDGE LENGTH                       |  |
| 5, 10, 20, 30, 40                      |  |
| PLEAT SUPPORT                          |  |
| PP PE                                  | Polypropylene Polyester                                |
| END CAP CONFIGURATIONS                 |  |
| C1                                     | Double Open Ends                                       |
| C2                                     | 213/Recessed Cup                                       |
| C3                                     | Flat/222   |
| C4                                     | Single Open End/Flat                                   |
| C5                                     | Recessed Cup/222                                       |
| C6                                     | Flat/226   |
| C7                                     | Fin/226  |
| C8                                     | Fin/222  |
| GASKET / O-RING MATERIAL               |  |
| S                                      | Silicone   |
| B                                      | Buna N   |
| V                                      | Fluorocarbon   |
| E                                      | EPDM   |
| TF                                     | PTFE Foam  |
| TH                                     | PTFE Hard  |
| TV                                     | Encapsulated Fluorocarbon                              |
| TS                                     | Encapsulated Silicone                                  |
| CARTRIDGE GRADE                        |  |
| -                                      | General  |
| 1                                      | FDA Grade  |
| 2                                      | Pharmaceutical   |
| CARTRIDGE OPTIONS                      |  |
| I                                      | 316 SS Insert  |
| DIF                                    | DI Flush   |
| APH                                    | All Polyester Hardware                                 |
| SPECIAL PLEAT OPTION                   |  |
| SP                                     | Special Pleat (FMX only)<br>Not available in FDA grade |

# Glass-PLEAT G & Fiber-MAXX G

Nominally Rated Microglass Depth

- ▶ INKS AND COATINGS
- ▶ PLATING SOLUTIONS
- ▶ SOLVENT FILTRATION
- ▶ WASTE WATER
- ▶ CHEMICAL PROCESSING
- ▶ PHOTOGRAPHIC FILMS
- ▶ OIL AND GAS PRODUCTION

### ORDER GUIDE



Strainrite's **Nominally Rated Microglass Depth Filter Cartridges** utilize a high surface area and high void volume media, incorporating microglass fibers in a uniform matrix that optimizes element flow rate and service life unattainable by other traditional microfiber technologies. This revolutionary microfiber matrix optimizes pore size geometry required to offer beta rated filtration performance.

Strainrite's non-calendared microglass cartridges exhibit significantly reduced resistance to flow when compared to similarly rated microfiber technologies. These cartridges are an excellent choice for filtering beverages such as beer and wine, as they do not remove flavor-enhancing proteins.

Our FDA grade cartridges meet or exceed the requirements of the 21 CFR 177 for food and beverage contact. Strainrite also offers elements that utilize an epoxy binder providing an increased range of applications where chemical compatibility is critical.

The Fiber-MAXX G now offers a Special Pleat option which provides expected surface area improvements of as much as 45% in General and Pharmaceutical grades. This optimized pleat geometry option was developed for the filtration of process fluids that require a high degree of particle retention and/or constant bacterial barrier for effective sterilization.



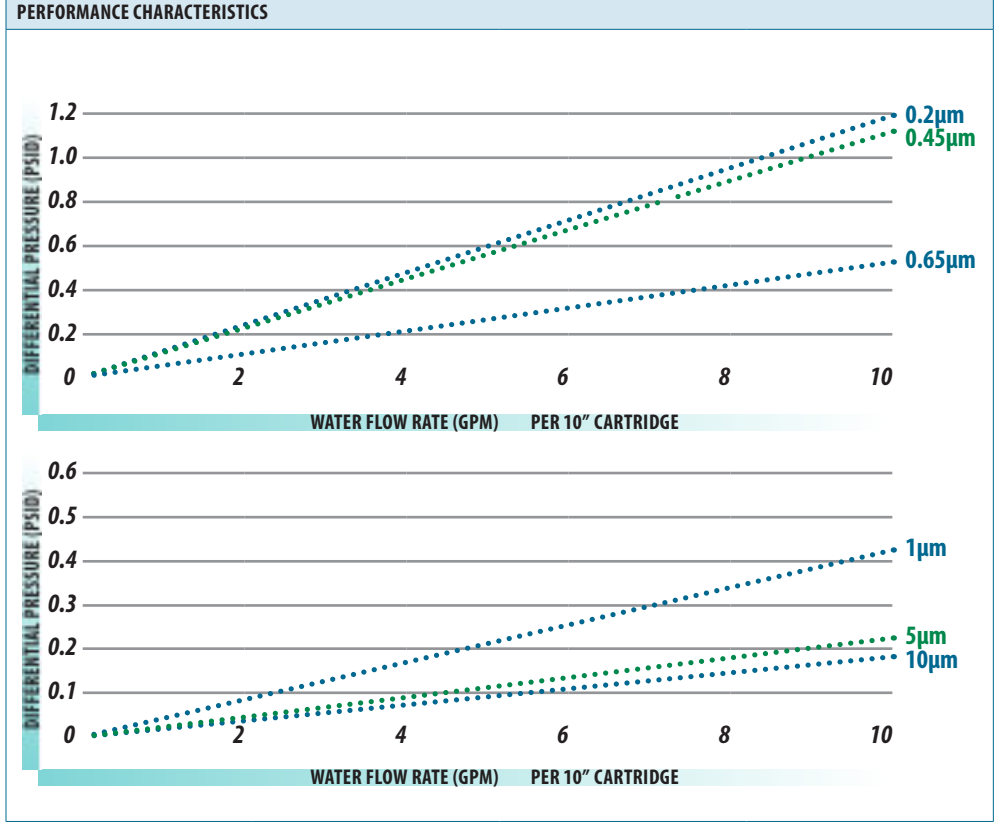
- ▶ BETA-RATED MEDIA PROVIDE RELIABLE PORE SIZE CONTROL RESULTING IN REPEATABLE FILTRATION PERFORMANCE
- ▶ LOW PRESSURE DROPS YIELD HIGHER FLOW RATES AND REDUCED PROCESSING TIME
- ▶ MAXIMIZED PLEAT DESIGN COUPLED WITH NON-CALENDARED MICRO-GLASS MATRIX OFFERS GREATER SURFACE AREA, ENSURING LONGER SERVICE LIFE, LESS DOWNTIME AND REDUCED COSTS
- ▶ INDUSTRIAL GRADE UTILIZES AN EPOXY BINDER, FDA GRADE UTILIZES AN ACRYLIC BINDER
- ▶ THERMALLY BONDED CONSTRUCTION ELIMINATES PARTICLE BYPASS

#### SPECIAL PLEAT OPTION:

- ▶ OPTIMIZED PLEAT GEOMETRY
- ▶ EXPECTED SURFACE AREA IMPROVEMENTS OF AS MUCH AS 45% IN GENERAL AND PHARMACEUTICAL GRADES

**NEED A VESSEL FOR YOUR CARTRIDGES?**  
 For the Glass-Pleat G and Fiber-MAXX G, the following vessel types are most commonly used:  
 SRC—PAGE 128      SRVC—PAGE 130  
 As always, discuss your options with your local sales representative to find the best fit for your application.

| RETENTION RATING  |                         |  |                         |
|---|-------------------------|--|-------------------------|
| 0.2, 0.45, 0.65, 1, 5, 10   |                         |  |                         |
| MAXIMUM DIFFERENTIAL PRESSURE   |                         |  |                         |
| Forward:<br>75 psid (5.1 bar) @ 75°F (24°C)<br>40 psid (2.8 bar) @ 180°F (82°C)   |                         |  |                         |
| MAXIMUM OPERATING TEMPERATURE   |                         |  |                         |
| 180°F (82°C) Continuous Duty Polypropylene  |                         | 275°F (135°C) Continuous Duty Polyester  |                         |
| TOXICITY  |                         |  |                         |
| All components meet all relevant USP XXII Class VI test for biological safety and FDA requirements for contact with food and beverage per 21CFR177.1520   |                         |  |                         |
| PACKAGING ECONOMY   |                         |  |                         |
| Bulk packaging in case quantities to reduce material disposal:<br>5 inch - 48 per carton   10 inch - 24 per carton   20 inch - 12 per carton   30 inch - 12 per carton   40 inch - 9 per carton |                         |  |                         |
| FILTER MEDIA  | END CAPS                | PLEAT SUPPORT MATERIAL   | CAGE/CORE               |
| Borosilicate Microglass   | Polypropylene Polyester | Polypropylene Polyester  | Polypropylene Polyester |
| SEALS   |                         |  |                         |
| Buna N   Fluorocarbon   EPDM   Silicone   FEP Encapsulated Fluorocarbon   FEP Encapsulated Silicone   PTFE Foam   PTFE Hard   |                         |  |                         |
| CONSTRUCTION METHOD   |                         | OUTSIDE DIAMETER   |                         |
| Thermal Bond  |                         | GPG: 2.55" (6.48cm)   FMXG: 2.7" (6.87cm)  |                         |
| LENGTHS   |                         |  |                         |
| 5 inch (12.7 cm)   10 inch (25.4 cm)   20 inch (50.8 cm)   30 inch (76.2 cm)   40 inch (102 cm)   |                         |  |                         |
| EFFICIENCY  |                         |  |                         |
| GPG0.2/FMXG0.2 — BETA5000 @ 0.2µm<br>GPG0.45/FMXG0.45 — BETA5000 @ 0.45µm<br>GPG0.65/FMXG0.65 — BETA5000 @ 0.65µm   |                         | GPG1/FMXG1 — BETA5000 @ 1µm<br>GPG5/FMXG5 — BETA5000 @ 5µm<br>GPG10/FMXG10 — BETA5000 @ 10µm |                         |



### ORDER OPTIONS

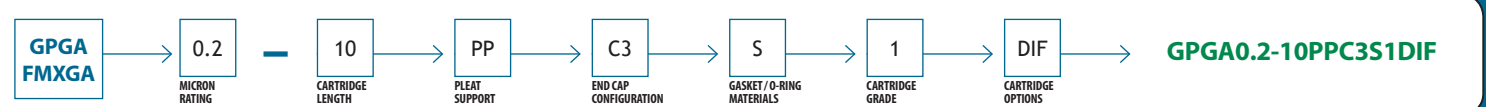
| CARTRIDGE                 |   |
|---------------------------|---|
| GPG FMXG                  | Glass-Pleat (2.55")<br>Fiber-MAXX (2.7")                |
| MICRON RATINGS            |   |
| 0.2, 0.45, 0.65, 1, 5, 10 |   |
| CARTRIDGE LENGTH          |   |
| 5, 10, 20, 30, 40         |   |
| PLEAT SUPPORT             |   |
| PP PE                     | Polypropylene Polyester                                 |
| END CAP CONFIGURATIONS    |   |
| C1                        | Double Open Ends  |
| C2                        | 213/Recessed Cup  |
| C3                        | Flat/222  |
| C4                        | Single Open End/Flat                                    |
| C5                        | Recessed Cup/222  |
| C6                        | Flat/226  |
| C7                        | Fin/226   |
| C8                        | Fin/222   |
| GASKET / O-RING MATERIAL  |   |
| S                         | Silicone  |
| B                         | Buna N  |
| V                         | Fluorocarbon  |
| E                         | EPDM  |
| TF                        | PTFE Foam   |
| TH                        | PTFE Hard   |
| TV                        | Encapsulated Fluorocarbon                               |
| TS                        | Encapsulated Silicone                                   |
| CARTRIDGE GRADE           |   |
| -                         | General   |
| 1                         | FDA Grade   |
| 2                         | Pharmaceutical  |
| CARTRIDGE OPTIONS         |   |
| I DIF APH                 | 316 SS Insert<br>DI Flush<br>All Polyester Hardware     |
| SPECIAL PLEAT OPTION      |   |
| SP                        | Special Pleat (FMXG only)<br>Not available in FDA grade |

# Glass-PLEAT GA & Fiber-MAXX GA

Nominally Rated Microglass Depth with Acrylic Binder

- ▶ INKS AND COATINGS
- ▶ PLATING SOLUTIONS
- ▶ SOLVENT FILTRATION
- ▶ WASTE WATER
- ▶ CHEMICAL PROCESSING
- ▶ PHOTOGRAPHIC FILMS
- ▶ OIL AND GAS PRODUCTION

## ORDER GUIDE



Strainrite's **Nominally Rated Microglass Depth Filter Cartridges** utilize a high surface area and high void volume media, incorporating microglass fibers in a uniform matrix that optimizes element flow rate and service life unattainable by other traditional microfiber technologies. This revolutionary microfiber matrix optimizes pore size geometry required to offer beta rated filtration performance.

Strainrite's non-calendared microglass cartridges exhibit significantly reduced resistance to flow when compared to similarly rated microfiber technologies. These cartridges are an excellent choice for filtering beverages such as beer and wine, as they do not remove flavor-enhancing proteins.

Our FDA grade cartridges meet or exceed the requirements of the 21 CFR 177 for food and beverage contact.

The Fiber-MAXX GA now offers a Special Pleat option which provides expected surface area improvements of as much as 45%. This optimized pleat geometry option was developed for the filtration of process fluids that require a high degree of particle retention and/or constant bacterial barrier for effective sterilization.



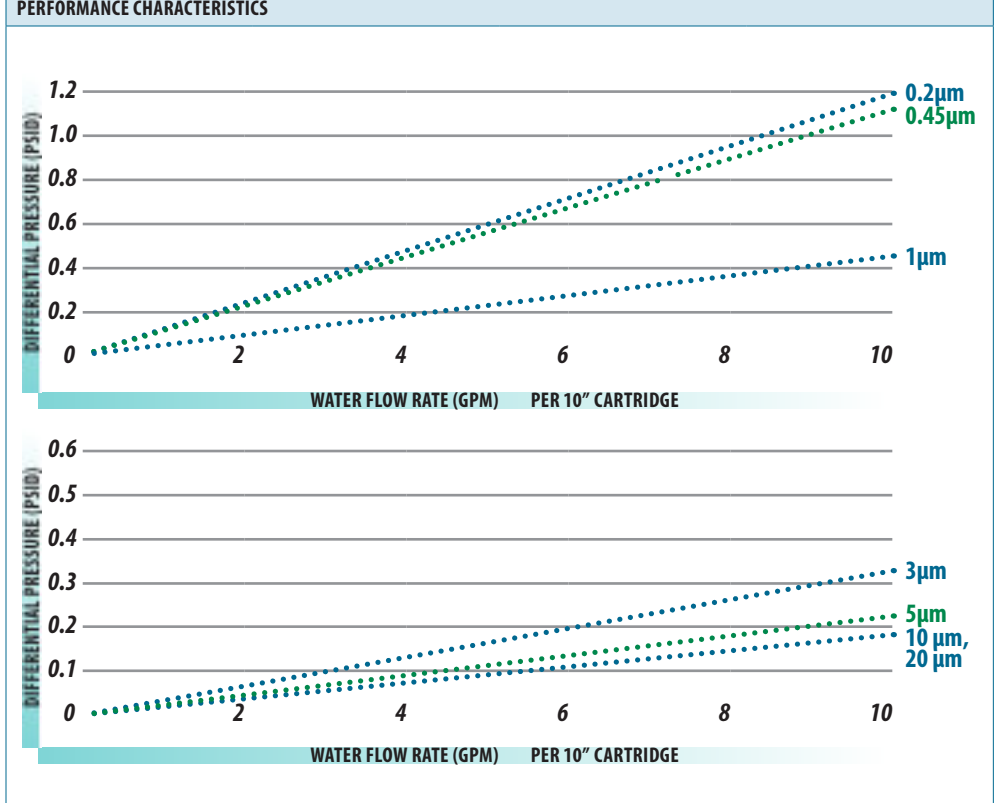
- ▶ BETA-RATED MEDIA PROVIDE RELIABLE PORE SIZE CONTROL RESULTING IN REPEATABLE FILTRATION PERFORMANCE
- ▶ NON-FIBER RELEASING MATERIALS WITH MINIMAL EXTRACTABLES PROVIDE HIGH PURITY FILTRATE
- ▶ LOW PRESSURE DROPS YIELD HIGHER FLOW RATES AND REDUCED PROCESSING TIME
- ▶ MAXIMIZED PLEAT DESIGN COUPLED WITH NON-CALENDARED MICRO-GLASS MATRIX OFFERS GREATER SURFACE AREA, ENSURING LONGER SERVICE LIFE, LESS DOWNTIME AND REDUCED COSTS
- ▶ ACRYLIC BINDER
- ▶ THERMALLY BONDED CONSTRUCTION ELIMINATES PARTICLE BYPASS

### SPECIAL PLEAT OPTION:

- ▶ OPTIMIZED PLEAT GEOMETRY
- ▶ EXPECTED SURFACE AREA IMPROVEMENTS OF AS MUCH AS 45%

**NEED A VESSEL FOR YOUR CARTRIDGES?**  
 For the Glass-Pleat GA and Fiber-MAXX GA, the following vessel types are most commonly used:  
 SRC—PAGE 128      SRVC—PAGE 130  
 As always, discuss your options with your local sales representative to find the best fit for your application.

| RETENTION RATING  |                         |  |                         |
|---|-------------------------|--|-------------------------|
| 0.2, 0.45, 1, 3, 5, 10, 20  |                         |  |                         |
| MAXIMUM DIFFERENTIAL PRESSURE   |                         |  |                         |
| Forward:<br>75 psid (5.1 bar) @ 75°F (24°C)<br>40 psid (2.8 bar) @ 180°F (82°C)   |                         |  |                         |
| MAXIMUM OPERATING TEMPERATURE   |                         |  |                         |
| 180°F (82°C) Continuous Duty Polypropylene  |                         | 275°F (135°C) Continuous Duty Polyester  |                         |
| TOXICITY  |                         |  |                         |
| All hardware meets all relevant USP XXII Class VI test for biological safety and FDA requirements for contact with food and beverage per 21CFR177.1520  |                         |  |                         |
| PACKAGING ECONOMY   |                         |  |                         |
| Bulk packaging in case quantities to reduce material disposal:<br>5 inch - 48 per carton   10 inch - 24 per carton   20 inch - 12 per carton   30 inch - 12 per carton   40 inch - 9 per carton |                         |  |                         |
| FILTER MEDIA  | END CAPS                | PLEAT SUPPORT MATERIAL   | CAGE/CORE               |
| Borosilicate Microglass   | Polypropylene Polyester | Polypropylene Polyester  | Polypropylene Polyester |
| SEALS   |                         |  |                         |
| Buna N   Fluorocarbon   EPDM   Silicone   FEP Encapsulated Fluorocarbon   FEP Encapsulated Silicone   PTFE Foam   PTFE Hard   |                         |  |                         |
| CONSTRUCTION METHOD   |                         | OUTSIDE DIAMETER   |                         |
| Thermal Bond  |                         | GPG: 2.55" (6.48cm)   FMXG: 2.7" (6.87cm)  |                         |
| LENGTHS   |                         |  |                         |
| 5 inch (12.7 cm)   10 inch (25.4 cm)   20 inch (50.8 cm)   30 inch (76.2 cm)   40 inch (102 cm)   |                         |  |                         |
| EFFICIENCY  |                         |  |                         |
| GPGA0.2/FMXGA0.2 — BETA5000 @ 0.2µm<br>GPGA0.45/FMXGA0.45 — BETA5000 @ 0.45µm<br>GPGA1/FMXGA1 — BETA5000 @ 1µm  |                         | GPGA3/FMXGA3 — BETA5000 @ 3µm<br>GPGA5/FMXGA5 — BETA5000 @ 5µm<br>GPGA10/FMXGA10 — BETA5000 @ 10µm<br>GPGA20/FMXGA20 — BETA5000 @ 20µm |                         |



## ORDER OPTIONS

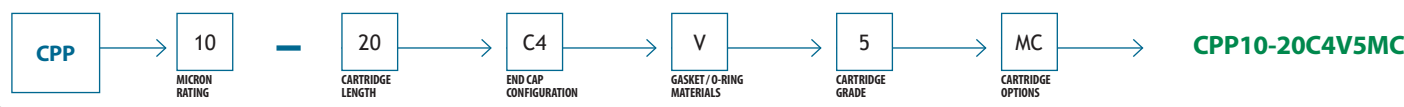
| CARTRIDGE                  |  |
|----------------------------|--|
| GPGA FMXGA                 | Glass-Pleat A (2.55")<br>Fiber-MAXX A (2.7")             |
| MICRON RATINGS             |  |
| 0.2, 0.45, 1, 3, 5, 10, 20 |  |
| CARTRIDGE LENGTH           |  |
| 5, 10, 20, 30, 40          |  |
| PLEAT SUPPORT              |  |
| PP<br>PE                   | Polypropylene<br>Polyester                               |
| END CAP CONFIGURATIONS     |  |
| C1                         | Double Open Ends   |
| C2                         | 213/Recessed Cup   |
| C3                         | Flat/222   |
| C4                         | Single Open End/Flat                                     |
| C5                         | Recessed Cup/222   |
| C6                         | Flat/226   |
| C7                         | Fin/226  |
| C8                         | Fin/222  |
| GASKET / O-RING MATERIAL   |  |
| S                          | Silicone   |
| B                          | Buna N   |
| V                          | Fluorocarbon   |
| E                          | EPDM   |
| TF                         | PTFE Foam  |
| TH                         | PTFE Hard  |
| TV                         | Encapsulated Fluorocarbon                                |
| TS                         | Encapsulated Silicone                                    |
| CARTRIDGE GRADE            |  |
| -<br>1                     | General<br>FDA Grade (1, 3 micron only)                  |
| CARTRIDGE OPTIONS          |  |
| I<br>DIF<br>APH            | 316 SS Insert<br>DI Flush<br>All Polyester Hardware      |
| SPECIAL PLEAT OPTION       |  |
| SP                         | Special Pleat (FMXGA only)<br>Not available in FDA grade |

# CPP - Continuous Pleat-Rite

Continuous Pleat Polypropylene Depth

- ▶ GENERAL CHEMICAL
- ▶ LIQUEFIED SUGAR
- ▶ WASTE WATER
- ▶ BLEACH
- ▶ SOLVENT FILTRATION
- ▶ DI/RO PREFILTRATION
- ▶ GENERAL WATER FILTRATION

### ORDER GUIDE



Strainrite's **Continuous Pleat All-Polypropylene Filter Cartridges** optimize throughput while achieving consistent and repeatable effluent quality.

Our filter media is constructed on the latest continuous microfiber blowing equipment that precisely control fiber diameter and integrity across the entire web.

Utilizing state-of-the-art on-line monitoring equipment, we are able to deliver the industry's most uniform and consistent media ensuring unparalleled product consistency.

These filters are manufactured in continuous lengths without binders or resins resulting in an extremely clean filter.

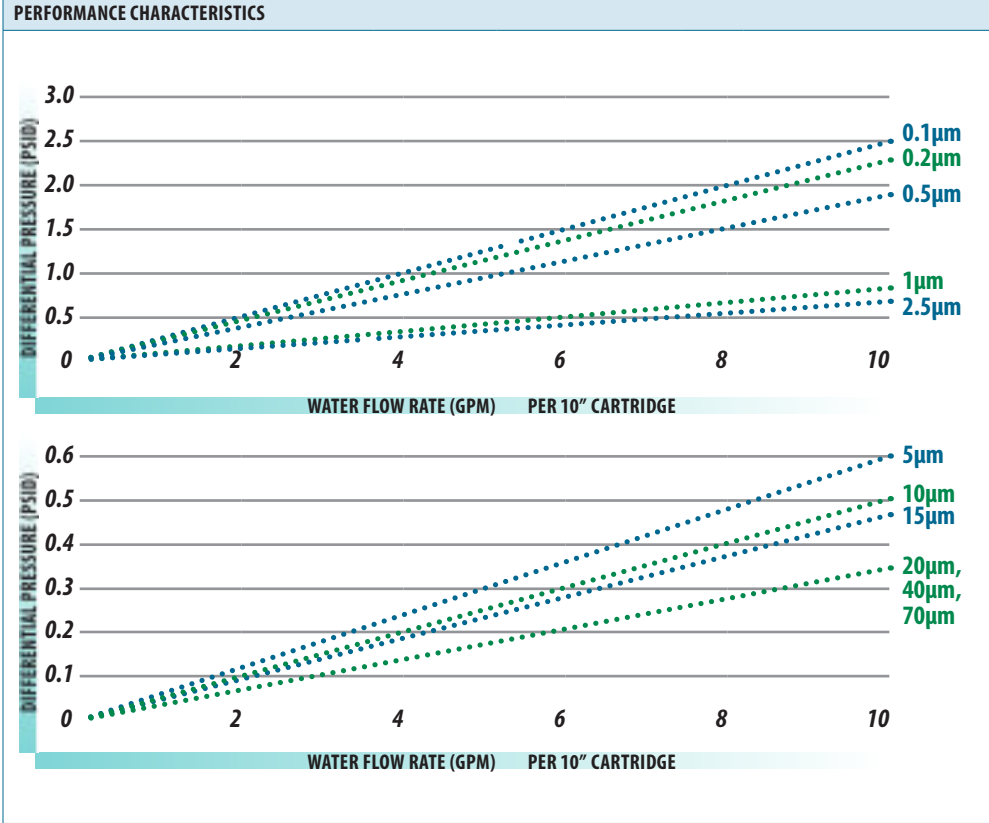
All construction materials comply with FDA Title 21 of The Code of Federal Regulations for food and beverage contact.



- ▶ CPP ELEMENTS HAVE BETWEEN 4-6 FT<sup>2</sup> OF SURFACE AREA PER 10" EQUIVALENT
- ▶ WATER GRADE ELEMENTS HAVE BETWEEN 3-4.5 FT<sup>2</sup> OF SURFACE AREA PER 10" EQUIVALENT
- ▶ HIGH EFFICIENCY MEDIA PROVIDES RELIABLE, CONSISTENT AND REPEATABLE FILTRATION RESULTS
- ▶ HIGH SURFACE AREA PLEAT DESIGN FOR GREATER SURFACE AREA ENSURES LONGER SERVICE LIFE, FEWER CHANGE OUTS AND REDUCED OPERATING COSTS PER CARTRIDGE
- ▶ FDA TITLE 21 COMPLIANT FOR FOOD AND BEVERAGE CONTACT
- ▶ 100% POLYPROPYLENE CONSTRUCTION OFFERS A WIDE RANGE OF CHEMICAL COMPATIBILITY
- ▶ THERMALLY BONDED CONSTRUCTION ENSURES A CLEANER FILTRATE

**NEED A VESSEL FOR YOUR CARTRIDGES?**  
 For the CPP, the following vessel types are most commonly used:  
 SRC—PAGE 128      SRVC—PAGE 130  
 As always, discuss your options with your local sales representative to find the best fit for your application.

| RETENTION RATING   |  |  |               |
|--|--|--|---------------|
| 0.1, 0.2, 0.5, 1, 2.5, 5, 10, 15, 20, 40, 70   |  |  |               |
| MAXIMUM DIFFERENTIAL PRESSURE  |  | MAXIMUM OPERATING TEMPERATURE  |               |
| Forward:<br>75 psid (5.1 bar) @ 75°F (24°C)<br>40 psid (2.8 bar) @ 180°F (82°C)  |  | 180°F (82°C) Continuous Duty   |               |
| TOXICITY   |  |  |               |
| All components meet all relevant USP XXII Class VI test for biological safety and FDA requirements for contact with food and beverage per 21CFR177.1520  |  |  |               |
| PACKAGING ECONOMY  |  |  |               |
| Single packaging available. Bulk packaging in case quantities to reduce material disposal:<br>10 inch - 24 per carton   20 inch - 12 per carton   30 inch - 12 per carton   40 inch - 9 per carton |  |  |               |
| FILTER MEDIA   | END CAPS   | PLEAT SUPPORT MATERIAL   | CAGE/CORE     |
| Polypropylene Microfiber   | Polypropylene  | Polypropylene  | Polypropylene |
| SEALS  |  |  |               |
| Buna N   Fluorocarbon   EPDM   Silicone   FEP Encapsulated Fluorocarbon   FEP Encapsulated Silicone   PTFE Foam   PTFE Hard  |  |  |               |
| CONSTRUCTION METHOD  |  |  |               |
| Thermal Bond   |  |  |               |
| OUTSIDE DIAMETER   |  | APPROXIMATE SURFACE AREA PER 10"   |               |
| EXTRUDED CAGE: 2.55" (6.48cm)   MOLDED CAGE: 2.68" (6.81cm)  |  | GENERAL GRADE: 4-6 SQUARE FEET   WATER GRADE: 3-4.5 SQUARE FEET                                      |               |
| LENGTHS  |  |  |               |
| 10 inch (25.4 cm)   20 inch (50.8 cm)   30 inch (76.2 cm)   40 inch (102 cm)   |  |  |               |
| EFFICIENCY   |  |  |               |
| CPP0.1 — BETA100 @ 0.1µm<br>CPP0.2 — BETA100 @ 0.2µm<br>CPP0.5 — BETA100 @ 0.5µm<br>CPP1 — BETA100 @ 1µm   | CPP2.5 — BETA100 @ 2.5µm<br>CPP5 — BETA100 @ 5µm<br>CPP10 — BETA100 @ 10µm | CPP15 — BETA100 @ 15µm<br>CPP20 — BETA100 @ 20µm<br>CPP40 — BETA100 @ 40µm<br>CPP70 — BETA100 @ 70µm |               |



### ORDER OPTIONS

| CARTRIDGE                                    |                           |
|--|---------------------------|
| CPP  | Continuous Pleat-Rite     |
| MICRON RATINGS                               |                           |
| 0.1, 0.2, 0.5, 1, 2.5, 5, 10, 15, 20, 40, 70 |                           |
| CARTRIDGE LENGTH                             |                           |
| 10, 20, 30, 40                               |                           |
| END CAP CONFIGURATIONS                       |                           |
| C1   | Double Open Ends          |
| C2   | 213/Recessed Cup          |
| C3   | Flat/222                  |
| C4   | Single Open End/Flat      |
| C5   | Recessed Cup/222          |
| C6   | Flat/226                  |
| C7   | Fin/226                   |
| C8   | Fin/222                   |
| GASKET/O-RING MATERIAL                       |                           |
| S  | Silicone                  |
| B  | Buna N                    |
| V  | Fluorocarbon              |
| E  | EPDM                      |
| TF   | PTFE Foam                 |
| TH   | PTFE Hard                 |
| TV   | Encapsulated Fluorocarbon |
| TS   | Encapsulated Silicone     |
| CARTRIDGE GRADE                              |                           |
| -  | General Water Grade       |
| 5  |                           |
| CARTRIDGE OPTIONS                            |                           |
| I  | 316 SS Insert             |
| MC   | Molded Cage               |

# HSLP

## Continuous Pleat High-Solids-Loading Polypropylene Depth

- ▶ COSMETICS
- ▶ HIGH PURITY WATER
- ▶ PHOTOCHEMICAL
- ▶ PHARMACEUTICAL
- ▶ FOOD AND BEVERAGE
- ▶ ELECTROPLATING
- ▶ DI/RO PREFILTRATION
- ▶ FERMENTATION PROCESSES

Strainrite's **Continuous Pleat High-Solids-Loading Polypropylene (HSLP) Depth Filter Cartridges** is a unique polypropylene depth filter that utilizes long strand small and large diameter fibers to provide a high solids loading, absolute-rated, pleated depth filter. This binder-free depth media is excellent for removing gels and offers more than twice the surface area compared with industry standard non-pleated depth filters. The increased surface area provides higher flow rates at reduced pressure, resulting in increased filter life.

Our 100% polypropylene construction provides an excellent range of chemical compatibility for your most demanding applications. All polypropylene construction materials are CFR 21 listed for direct food contact, which makes this filter ideal for a broad range of applications.

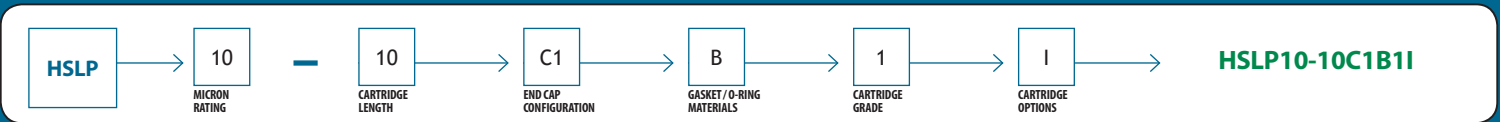
- ▶ **ABSOLUTE-RATED MEDIA PROVIDES RELIABLE, CONSISTENT AND REPEATABLE FILTRATION**
- ▶ **LOW PRESSURE DROPS YIELD HIGHER FLOW RATES AND REDUCED PROCESSING TIME**
- ▶ **MAXIMIZED PLEAT DESIGN FOR GREATER SURFACE AREA, ENSURING LONGER SERVICE LIFE, FEWER CHANGE OUTS AND REDUCED OPERATING COSTS PER CARTRIDGE**
- ▶ **100% POLYPROPYLENE, FDA COMPLIANT WITH CFR 21**
- ▶ **THERMALLY BONDED CONSTRUCTION, ELIMINATING PARTICLE BYPASS**



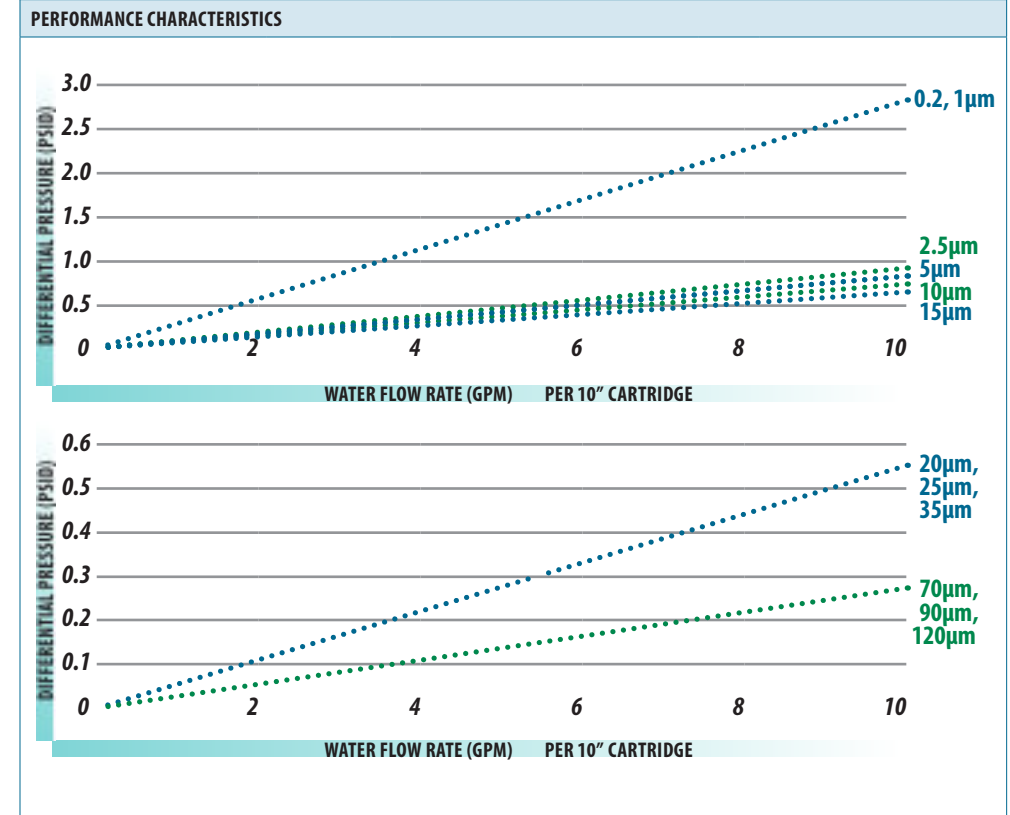
**NEED A VESSEL FOR YOUR CARTRIDGES?**

For the HSLP, the following vessel types are most commonly used:  
 SRC—PAGE 128      SRVC—PAGE 130  
 As always, discuss your options with your local sales representative to find the best fit for your application.

### ORDER GUIDE



| RETENTION RATING   |  |  |               |
|--|--|--|---------------|
| 0.2, 1, 2.5, 5, 10, 15, 20, 25, 35, 70, 90, 120  |  |  |               |
| MAXIMUM DIFFERENTIAL PRESSURE  |  | MAXIMUM OPERATING TEMPERATURE  |               |
| Forward:<br>75 psid (5.1 bar) @ 75°F (24°C)<br>40 psid (2.8 bar) @ 180°F (82°C)  |  | 180°F (82°C) Continuous Duty   |               |
| TOXICITY   |  |  |               |
| All components meet all relevant USP XXII Class VI test for biological safety and FDA requirements for contact with food and beverage per 21CFR177.1520  |  |  |               |
| PACKAGING ECONOMY  |  |  |               |
| Single packaging available. Bulk packaging in case quantities to reduce material disposal:<br>10 inch - 24 per carton   20 inch - 12 per carton   30 inch - 12 per carton   40 inch - 9 per carton |  |  |               |
| FILTER MEDIA   | END CAPS   | PLEAT SUPPORT MATERIAL   | CAGE/CORE     |
| Polypropylene Microfiber Composite   | Polypropylene  | Polypropylene  | Polypropylene |
| SEALS  |  |  |               |
| Buna N   Fluorocarbon   EPDM   Silicone   FEP Encapsulated Fluorocarbon   FEP Encapsulated Silicone   PTFE Foam   PTFE Hard  |  |  |               |
| CONSTRUCTION METHOD  |  |  |               |
| Thermal Bond   |  |  |               |
| OUTSIDE DIAMETER   |  |  |               |
| EXTRUDED CAGE: 2.55" (6.48cm)   MOLDED CAGE: 2.68" (6.81cm)  |  |  |               |
| LENGTHS  |  |  |               |
| 10 inch (25.4 cm)   20 inch (50.8 cm)   30 inch (76.2 cm)   40 inch (102 cm)   |  |  |               |
| EFFICIENCY   |  |  |               |
| HSLP0.2 — 99.98% @ 0.2µm<br>HSLP1 — 99.98% @ 1µm<br>HSLP2.5 — 99.98% @ 2.5µm<br>HSLP5 — 99.98% @ 5µm   | HSLP10 — 99.98% @ 10µm<br>HSLP15 — 99.98% @ 15µm<br>HSLP20 — 99.98% @ 20µm<br>HSLP25 — 99.98% @ 25µm | HSLP35 — 99.98% @ 35µm<br>HSLP70 — 99.98% @ 70µm<br>HSLP90 — 99.98% @ 90µm<br>HSLP120 — 99.98% @ 120µm |               |



### ORDER OPTIONS

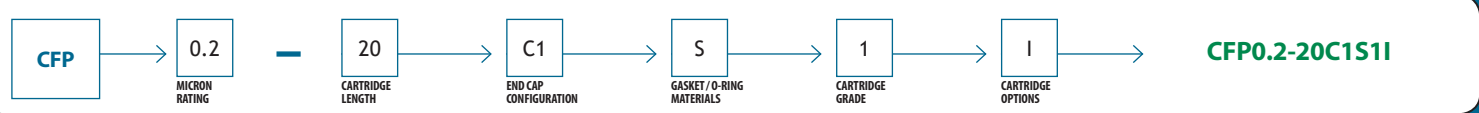
| CARTRIDGE                                       |                           |
|---|---------------------------|
| HSLP  |                           |
| MICRON RATINGS                                  |                           |
| 0.2, 1, 2.5, 5, 10, 15, 20, 25, 35, 70, 90, 120 |                           |
| CARTRIDGE LENGTH                                |                           |
| 10, 20, 30, 40                                  |                           |
| END CAP CONFIGURATIONS                          |                           |
| C1  | Double Open Ends          |
| C2  | 213/Recessed Cup          |
| C3  | Flat/222                  |
| C4  | Single Open End/Flat      |
| C5  | Recessed Cup/222          |
| C6  | Flat/226                  |
| C7  | Fin/226                   |
| C8  | Fin/222                   |
| GASKET/O-RING MATERIAL                          |                           |
| S   | Silicone                  |
| B   | Buna N                    |
| V   | Fluorocarbon              |
| E   | EPDM                      |
| TF  | PTFE Foam                 |
| TH  | PTFE Hard                 |
| TV  | Encapsulated Fluorocarbon |
| TS  | Encapsulated Silicone     |
| CARTRIDGE GRADE                                 |                           |
| -   | General                   |
| 1   | FDA Grade                 |
| CARTRIDGE OPTIONS                               |                           |
| I   | 316 SS Insert             |
| MC  | Molded Cage               |

# CFP - Continuous Fiber Pleat

Continuous Pleat Microglass Depth

- ▶ GENERAL CHEMICAL
- ▶ PLATING SOLUTIONS
- ▶ WASTE WATER
- ▶ SOLVENT FILTRATION
- ▶ DI/RO PREFILTRATION
- ▶ GENERAL WATER FILTRATION

### ORDER GUIDE



Strainrite's **Continuous Pleat Microglass Filter Cartridges** utilize a high surface area of small denier fibers to create more void volume in a highly uniform matrix, optimizing flow rate and service life without sacrificing particle efficiency.

This revolutionary microfiber optimizes pore size geometry required to offer absolute rated filtration performance. Our high efficiency media is non-calendared at the lower micron ratings resulting in significantly reduced resistance to flow or pressure drop when compared to similarly rated polypropylene microfiber technologies.

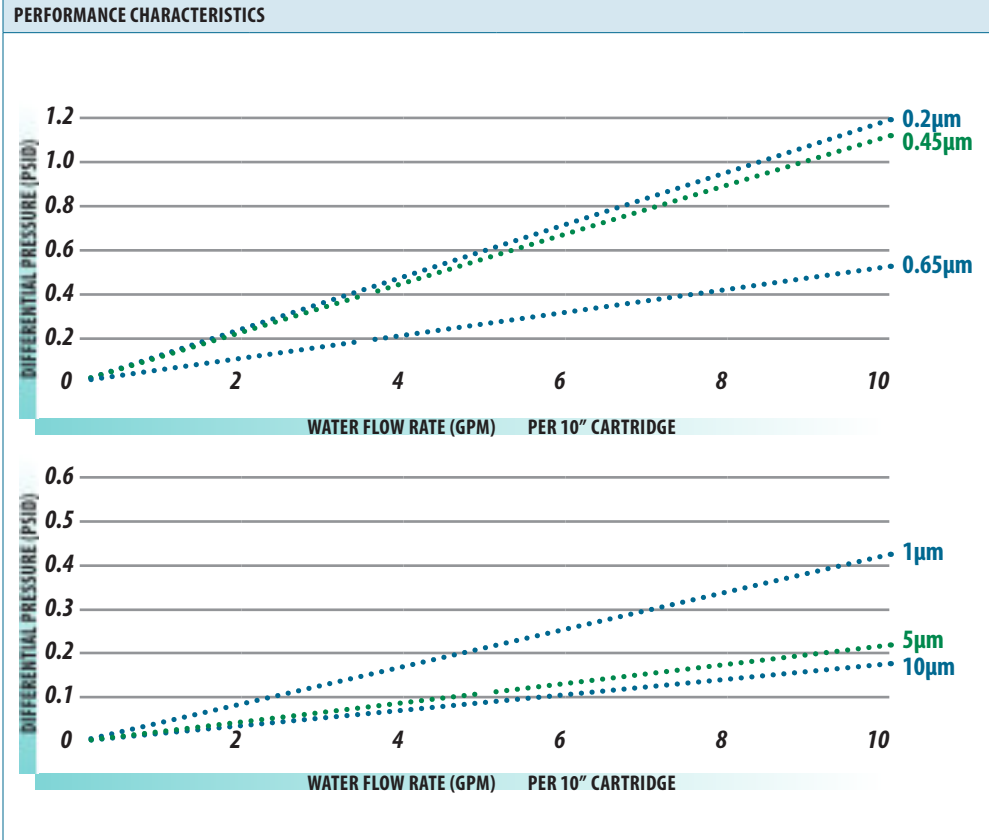
These products are available in industrial grades that utilize epoxy binders or in FDA compliant grades, which utilize acrylic binders, and are perfect for a wide range of applications where chemical compatibility is critical.



- ▶ HIGH EFFICIENCY MEDIA PROVIDES RELIABLE, CONSISTENT AND REPEATABLE FILTRATION RESULTS
- ▶ HIGH SURFACE AREA PLEAT DESIGN FOR GREATER SURFACE AREA ENSURES LONGER SERVICE LIFE, FEWER CHANGE OUTS AND REDUCED OPERATING COSTS PER CARTRIDGE
- ▶ FDA TITLE 21 COMPLIANT FOR FOOD AND BEVERAGE CONTACT
- ▶ THERMALLY BONDED CONSTRUCTION TO ENSURE A CLEANER FILTRATE

**NEED A VESSEL FOR YOUR CARTRIDGES?**  
 For the CFP, the following vessel types are most commonly used:  
 SRC—PAGE 128      SRVC—PAGE 130  
 As always, discuss your options with your local sales representative to find the best fit for your application.

| RETENTION RATING   |               |  |               |
|--|---------------|--|---------------|
| 0.2, 0.45, 0.65, 1, 5, 10  |               |  |               |
| MAXIMUM DIFFERENTIAL PRESSURE  |               | MAXIMUM OPERATING TEMPERATURE  |               |
| Forward:<br>75 psid (5.1 bar) @ 75°F (24°C)<br>40 psid (2.8 bar) @ 180°F (82°C)  |               | 180°F (82°C) Continuous Duty   |               |
| TOXICITY   |               |  |               |
| All components meet all relevant USP XXII Class VI test for biological safety and FDA requirements for contact with food and beverage per 21CFR177.1520  |               |  |               |
| PACKAGING ECONOMY  |               |  |               |
| Single packaging available. Bulk packaging in case quantities to reduce material disposal:<br>10 inch - 24 per carton   20 inch - 12 per carton   30 inch - 12 per carton   40 inch - 9 per carton |               |  |               |
| FILTER MEDIA   | END CAPS      | PLEAT SUPPORT MATERIAL   | CAGE/CORE     |
| Borosilicate Microglass  | Polypropylene | Polyester  | Polypropylene |
| SEALS  |               |  |               |
| Buna N   Fluorocarbon   EPDM   Silicone   FEP Encapsulated Fluorocarbon   FEP Encapsulated Silicone   PTFE Foam   PTFE Hard  |               |  |               |
| CONSTRUCTION METHOD  |               |  |               |
| Thermal Bond   |               |  |               |
| OUTSIDE DIAMETER   |               | APPROXIMATE SURFACE AREA   |               |
| EXTRUDED CAGE: 2.55" (6.48cm)   MOLDED CAGE: 2.68" (6.81cm)  |               | 4 SQUARE FEET PER 10"  |               |
| LENGTHS  |               |  |               |
| 10 inch (25.4 cm)   20 inch (50.8 cm)   30 inch (76.2 cm)   40 inch (102 cm)   |               |  |               |
| EFFICIENCY   |               |  |               |
| CFP0.2 — BETA1000 @ 0.8µm   BETA10 @ 0.25µm<br>CFP0.45 — BETA1000 @ 0.9µm   BETA10 @ 0.45µm<br>CFP0.65 — BETA1000 @ 1µm   BETA10 @ 0.65µm  |               | CFP1 — BETA1000 @ 2µm   BETA10 @ 1µm<br>CFP5 — BETA1000 @ 10µm   BETA10 @ 5µm<br>CFP10 — BETA1000 @ 15µm   BETA10 @ 10µm |               |



### ORDER OPTIONS

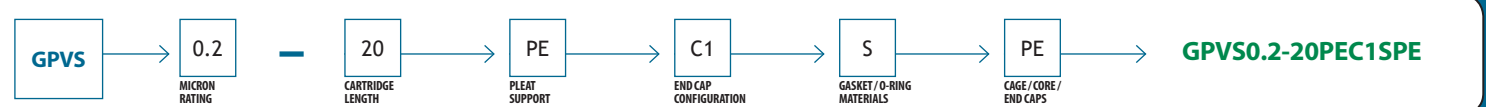
| CARTRIDGE                 |                           |
|---------------------------|---------------------------|
| CFP                       | Continuous Fiber Pleat    |
| MICRON RATINGS            |                           |
| 0.2, 0.45, 0.65, 1, 5, 10 |                           |
| CARTRIDGE LENGTH          |                           |
| 10, 20, 30, 40            |                           |
| END CAP CONFIGURATIONS    |                           |
| C1                        | Double Open Ends          |
| C2                        | 213/Recessed Cup          |
| C3                        | Flat/222                  |
| C4                        | Single Open End/Flat      |
| C5                        | Recessed Cup/222          |
| C6                        | Flat/226                  |
| C7                        | Fin/226                   |
| C8                        | Fin/222                   |
| GASKET/O-RING MATERIAL    |                           |
| S                         | Silicone                  |
| B                         | Buna N                    |
| V                         | Fluorocarbon              |
| E                         | EPDM                      |
| TF                        | PTFE Foam                 |
| TH                        | PTFE Hard                 |
| TV                        | Encapsulated Fluorocarbon |
| TS                        | Encapsulated Silicone     |
| CARTRIDGE GRADE           |                           |
| -                         | General                   |
| 1                         | FDA Grade                 |
| CARTRIDGE OPTIONS         |                           |
| I                         | 316 SS Insert             |
| MC                        | Molded Cage               |

# GPVS - Glass Pleat Value Series

Continuous Microglass Pleat - Value Series

- ▶ GENERAL CHEMICAL
- ▶ PLATING SOLUTIONS
- ▶ WASTE WATER
- ▶ OIL AND GAS PRODUCTION
- ▶ SOLVENT FILTRATION
- ▶ DI/RO PREFILTRATION
- ▶ GENERAL WATER FILTRATION

### ORDER GUIDE



Strainrite's **Glass Pleat Value Series (GPVS) Filter Cartridges** utilize a high surface area of small denier fibers to create more void volume in a highly uniform matrix, optimizing flow rate and service life without sacrificing particle efficiency. This revolutionary microfiber optimizes pore size geometry required to offer absolute rated filtration performance.

Our high efficiency media is non-calendared at the lower micron ratings resulting in significantly reduced resistance to flow or pressure drop when compared to similarly rated polypropylene microfiber technologies. These products are perfect for a wide range of applications where chemical compatibility is critical.

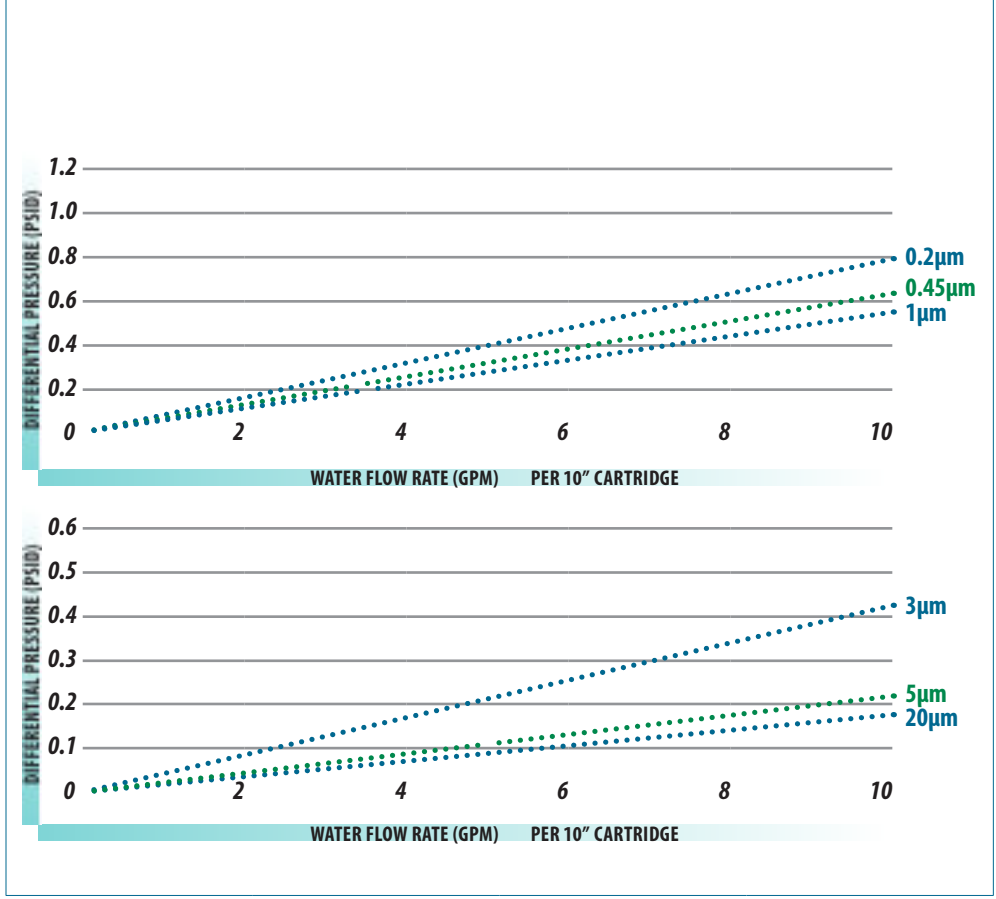


- ▶ **RECOMMENDED WHEN CHEMICAL COMPATIBILITY AND TEMPERATURE ARE CRITICAL FACTORS**
- ▶ **HIGH EFFICIENCY MEDIA PROVIDES RELIABLE, CONSISTENT AND REPEATABLE FILTRATION RESULTS**
- ▶ **HIGH SURFACE AREA PLEAT DESIGN FOR GREATER SURFACE AREA ENSURES LONGER SERVICE LIFE, FEWER CHANGE OUTS AND REDUCED OPERATING COSTS PER CARTRIDGE**
- ▶ **THERMALLY BONDED CONSTRUCTION TO ENSURE A CLEANER FILTRATE**

**NEED A VESSEL FOR YOUR CARTRIDGES?**

For the GPVS, the following vessel types are most commonly used:  
 SRC—PAGE 128      SRVC—PAGE 130  
 As always, discuss your options with your local sales representative to find the best fit for your application.

| RETENTION RATING   |           |   |           |
|--|-----------|---|-----------|
| 0.2, 0.45, 1, 3, 5, 20   |           |   |           |
| MAXIMUM DIFFERENTIAL PRESSURE  |           | MAXIMUM OPERATING TEMPERATURE   |           |
| Forward:<br>75 psid (5.1 bar) @ 75°F (24°C)<br>40 psid (2.8 bar) @ 180°F (82°C)  |           | 275°F (135°C) Continuous Duty   |           |
| PACKAGING ECONOMY  |           |   |           |
| Single packaging available. Bulk packaging in case quantities to reduce material disposal:<br>10 inch - 24 per carton   20 inch - 12 per carton   30 inch - 12 per carton   40 inch - 9 per carton |           |   |           |
| FILTER MEDIA   | END CAPS  | PLEAT SUPPORT MATERIAL  | CAGE/CORE |
| Borosilicate Microglass  | Polyester | Polyester   | Polyester |
| SEALS  |           |   |           |
| Buna N   Fluorocarbon   EPDM   Silicone   FEP Encapsulated Fluorocarbon   FEP Encapsulated Silicone   PTFE Foam   PTFE Hard  |           |   |           |
| CONSTRUCTION METHOD  |           | CAGE DESIGN   |           |
| Thermal Bond   |           | Netting   |           |
| OUTSIDE DIAMETER   |           | APPROXIMATE SURFACE AREA  |           |
| 2.55" (6.48cm)   |           | 4.5 SQUARE FEET PER 10"   |           |
| LENGTHS  |           |   |           |
| 10 inch (25.4 cm)   20 inch (50.8 cm)   30 inch (76.2 cm)   40 inch (102 cm)   |           |   |           |
| EFFICIENCY   |           |   |           |
| GBVS.2 — BETA1000 @ 0.8µm   BETA10 @ 0.25µm<br>GBVS.45 — BETA1000 @ 0.9µm   BETA10 @ 0.45µm<br>GBVS.65 — BETA1000 @ 1µm   BETA10 @ 0.65µm  |           | GPVS1 — BETA1000 @ 2µm   BETA10 @ 1µm<br>GPVS5 — BETA1000 @ 10µm   BETA10 @ 5µm<br>GPVS10 — BETA1000 @ 15µm   BETA10 @ 10µm |           |
| PERFORMANCE CHARACTERISTICS  |           |   |           |



### ORDER OPTIONS

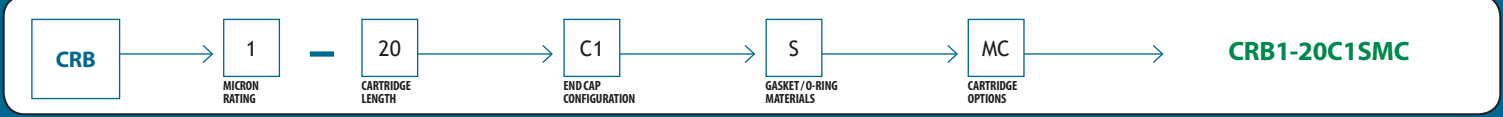
| CARTRIDGE                |                           |
|--------------------------|---------------------------|
| GPVS                     | Glass Pleat Value Series  |
| MICRON RATINGS           |                           |
| 0.2, 0.45, 1, 3, 5, 20   |                           |
| CARTRIDGE LENGTH         |                           |
| 10, 20, 30, 40           |                           |
| PLEAT SUPPORT            |                           |
| PE                       | Polyester                 |
| END CAP CONFIGURATIONS   |                           |
| C1                       | Double Open Ends          |
| C2                       | 213/Recessed Cup          |
| C3                       | Flat/222                  |
| C4                       | Single Open End/Flat      |
| C5                       | Recessed Cup/222          |
| C6                       | Flat/226                  |
| C7                       | Fin/226                   |
| C8                       | Fin/222                   |
| GASKET / O-RING MATERIAL |                           |
| S                        | Silicone                  |
| B                        | Buna N                    |
| V                        | Fluorocarbon              |
| E                        | EPDM                      |
| TF                       | PTFE Foam                 |
| TH                       | PTFE Hard                 |
| TV                       | Encapsulated Fluorocarbon |
| TS                       | Encapsulated Silicone     |
| CAGE / CORE / END CAPS   |                           |
| PE                       | Polyester                 |

# CRB Pleat

Continuous Resin-Bonded Depth

- ▶ INKS**
- ▶ OILS**
- ▶ MACHINE TOOL COOLANTS**
- ▶ ADHESIVES**
- ▶ HYDRAULIC FLUIDS**
- ▶ OIL WELL COMPLETION FLUIDS**
- ▶ COATINGS**
- ▶ HIGHLY VISCOUS FLUIDS**
- ▶ RESINS**
- ▶ HEAVY BRINE SOLUTIONS**

## ORDER GUIDE



Strainrite's **Continuous Resin-Bonded Depth Filter Cartridges** are manufactured using long staple polyester fibers, in a specific blend of fiber diameters, and offer the broadest range of micron rated cartridges, while virtually eliminating fiber migration. Utilizing our proprietary resin coating process, we are able to take well defined micron rated depth media and treat the material, converting it from a soft, compressible fabric, to a highly advanced rigid fiber technology.

This unique rigid fiber depth filter cartridge is engineered to take advantage of targeted depth media in an optimized pleated configuration, to maximize solids loading, gel removal capacity, and filter life. CRB cartridges contain more than 3.5 ft<sup>2</sup> of surface area per 10" segment, as compared to approximately 0.5 ft<sup>2</sup> of surface area per 10" segment in a typical molded or wound resin bonded cartridge. Increased surface area reduces flow velocity, which increases filter life exponentially due to a reduction in particle penetration, promoting increased dirt holding capacity and filter life.

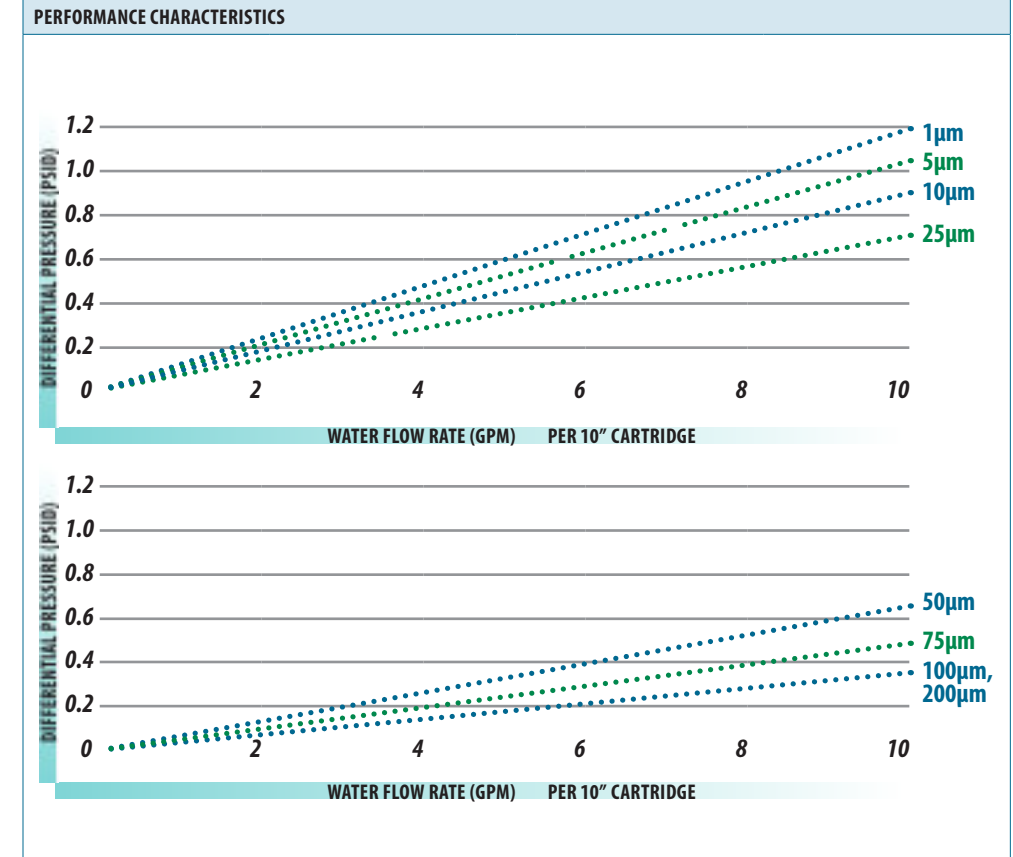
These exceptional pleated cartridges are perfect for both aqueous and non-aqueous liquids. CRB fibers are already fully impregnated, diminishing problematic swelling caused by fluid absorption. This prevents the CRB from prematurely blinding off, making it superior to common untreated filters.



- ▶ **VIRTUALLY NO FIBER MIGRATION, DUE TO THE UTILIZATION OF LONG POLYESTER HEAT SET FIBERS**
- ▶ **LONGER FILTER LIFE ALSO REDUCES LABOR TIME ASSOCIATED WITH CHANGE-OUTS**
- ▶ **HIGHER SURFACE AREA COMPARED TO INDUSTRY STANDARD RESIN BONDED CARTRIDGES, WHICH PROVIDES LONGER FILTER LIFE, REDUCED DISPOSAL COST AND LOWER COST PER GALLON TO FILTER**
- ▶ **EXTREMELY HIGH FLOW RATES, DUE TO A SUBSTANTIAL INCREASE IN SURFACE AREA**
- ▶ **HIGH INTEGRITY ONE PIECE CONSTRUCTION**
- ▶ **NO EPOXIES, GLUES OR ADHESIVES**

**NEED A VESSEL FOR YOUR CARTRIDGES?**  
 For the CRB-Pleat, the following vessel types are most commonly used:  
 SRC—PAGE 128    SRVC—PAGE 130  
 As always, discuss your options with your local sales representative to find the best fit for your application.

| NOMINAL RATED RETENTION   |                         |                               |                     |
|---|-------------------------|-------------------------------|---------------------|
| 1, 5, 10, 25, 50, 75, 100, 200  |                         |                               |                     |
| MAXIMUM DIFFERENTIAL PRESSURE   |                         | MAXIMUM OPERATING TEMPERATURE |                     |
| Forward:<br>75 psid (5.1 bar) @ 75°F (24°C)<br>40 psid (2.8 bar) @ 180°F (82°C)   |                         | 250°F (121°C) Continuous Duty |                     |
| TOXICITY  |                         |                               |                     |
| All components meet all relevant USP XXII Class VI test for biological safety and FDA requirements for contact with food and beverage per 21CFR177.1520   |                         |                               |                     |
| PACKAGING ECONOMY   |                         |                               |                     |
| Single packaging available. Bulk packaging in case quantities to reduce material disposal:<br>9.75-10 inch - 24 per carton   19.5-20 inch - 12 per carton   29.35-30 inch - 12 per carton   39-40 inch - 9 per carton |                         |                               |                     |
| FILTER MEDIA  | END CAPS                | CAGE/CORE                     | CONSTRUCTION METHOD |
| Phenolic Resin-Impregnated Polyester Material   | Polypropylene Polyester | Polypropylene Polyester       | Thermal Bond        |
| SEALS   |                         |                               |                     |
| Buna N   Fluorocarbon   EPDM   Silicone   FEP Encapsulated Fluorocarbon   FEP Encapsulated Silicone   PTFE Foam   PTFE Hard   |                         |                               |                     |
| OUTSIDE DIAMETER  |                         | APPROXIMATE SURFACE AREA      |                     |
| EXTRUDED CAGE: 2.55" (6.48cm)   MOLDED CAGE: 2.68" (6.81cm)   |                         | 3 SQUARE FEET PER 10"         |                     |
| LENGTHS   |                         |                               |                     |
| 9.75" (24.8 cm)   10" (25.4 cm)   19.5" (49.6 cm)   20" (50.8 cm)   29.25" (74.4 cm)   29.5" (76.2 cm)   30" (76.2 cm)   39" (99.4 cm)   40" (102 cm)   |                         |                               |                     |



## ORDER OPTIONS

| CARTRIDGE                                   |                           |
|---|---------------------------|
| CRB   | CRB Pleat                 |
| MICRON RATINGS                              |                           |
| 1, 5, 10, 25, 50, 75, 100, 200              |                           |
| CARTRIDGE LENGTH                            |                           |
| 9.75, 10, 19.5, 20, 29.25, 29.5, 30, 39, 40 |                           |
| END CAP CONFIGURATIONS                      |                           |
| C1  | Double Open Ends          |
| C2  | 213/Recessed Cup          |
| C3  | Flat/222                  |
| C4  | Single Open End/Flat      |
| C5  | Recessed Cup/222          |
| C6  | Flat/226                  |
| C7  | Fin/226                   |
| C8  | Fin/222                   |
| GASKET/O-RING MATERIAL                      |                           |
| S   | Silicone                  |
| B   | Buna N                    |
| V   | Fluorocarbon              |
| E   | EPDM                      |
| TF  | PTFE Foam                 |
| TH  | PTFE Hard                 |
| TV  | Encapsulated Fluorocarbon |
| TS  | Encapsulated Silicone     |
| CARTRIDGE OPTIONS                           |                           |
| MC  | Molded Cage               |
| APH   | All Polyester Hardware    |



ORDER GUIDE



Strainrite's Bev-MAXX pleated membrane filters are specifically engineered to provide an absolute barrier to beverage spoiling micro-organisms. The Bev-MAXX incorporates a highly asymmetric polyethersulfone membrane within our exclusive pleat support configuration creating one of the industry's most rugged yeast removal filters. This exceptionally robust filter design means filter performance will remain effective after multiple steam sterilization cycles.

Every Bev-MAXX filter is integrity tested and flushed with high purity water to assure product performance and purity. Integrity test parameters have been correlated to microbiological retention for all of our membrane filters (refer to microbiological performance chart).



- ▶ ABSOLUTE-RATED AND INTEGRITY TESTED MEMBRANE PROVIDES RELIABLE, CONSISTENT AND REPEATABLE FILTRATE TO ENSURE MICROBIOLOGICAL STABILITY
- ▶ LOW PRESSURE DROPS YIELD HIGHER FLOW RATES AND REDUCED PROCESSING TIME
- ▶ NON-FIBER SHEDDING POLYPROPYLENE SUPPORT MATERIALS ELIMINATE FIBER MIGRATION
- ▶ MAXIMUM PLEAT DESIGN FOR GREATER SURFACE AREA, ENSURING LONGER SERVICE LIFE, FEWER CHANGE OUTS AND REDUCED OPERATING COSTS
- ▶ 100% THERMALLY BONDED CONSTRUCTION
- ▶ HIGH STRENGTH DESIGN ALLOWING FOR EXTENDED USE AND MULTI AUTOCLAVE AND HOT WATER SANITIZATION CYCLES
- ▶ 316 STAINLESS STEEL INSERT STANDARD
- ▶ ALL MATERIALS ARE LISTED IN TITLE 21 OF THE US CODE OF FEDERAL REGULATIONS 177-182
- ▶ COMPONENT MATERIALS MEET THE BIOSAFETY CRITERIA OF THE USP REACTIVITY TEST FOR CLASS VI PLASTICS
- ▶ COMPONENT MATERIALS MEET THE "NON-FIBER RELEASING" CRITERIA AS DEFINED IN 21 CFR 210.3 (B) (6)
- ▶ BEV-MAXX CARTRIDGES ARE MANUFACTURED IN A FACILITY WHOSE QUALITY MANAGEMENT SYSTEM IS APPROVED BY AN ACCREDITED REGISTERING BODY TO THE ISO 9001:2008 STANDARD
- ▶ BEV-MAXX CARTRIDGES ARE 100% INTEGRITY TESTED AND DI FLUSHED

|   |                     |   |                      |
|---|---------------------|---|----------------------|
| <b>ABSOLUTE RATED RETENTION</b>   |                     |   |                      |
| 0.2, 0.45, 0.65   |                     |   |                      |
| <b>MAXIMUM DIFFERENTIAL PRESSURE</b>  |                     |   |                      |
| Forward:<br>75 psid (5.1 bar) @ 75°F (24°C)<br>40 psid (2.8 bar) @ 180°F (82°C)   |                     | Reverse:<br>50 psid (3.4 bar) @ 75°F (24°C) |                      |
| <b>MAXIMUM OPERATING TEMPERATURE</b>  |                     |   |                      |
| 180°F (82°C) Continuous Duty  |                     |   |                      |
| <b>STERILIZATION</b>  |                     |   |                      |
| Cartridge can be sterilized via steam or Autoclave: 20 times at 275°F (135°C)<br>Cartridge may be sanitized in place with common sanitizing agents, contact factory for chemical compatibility  |                     |   |                      |
| <b>PACKAGING ECONOMY</b>  |                     |   |                      |
| Bulk packaging in case quantities to reduce material disposal:<br>5 inch - 48 per carton   10 inch - 24 per carton   20 inch - 12 per carton   30 inch - 12 per carton   40 inch - 9 per carton |                     |   |                      |
| <b>FILTER MEDIA</b>   | <b>END CAPS</b>     | <b>PLEAT SUPPORT MATERIAL</b>               | <b>CAGE/CORE</b>     |
| Polyethersulfone  | Polypropylene       | Polypropylene                               | Polypropylene        |
| <b>SEALS</b>  |                     | <b>REINFORCING RING</b>                     |                      |
| EPDM   Silicone   |                     | 316 Stainless Steel                         |                      |
| <b>CONSTRUCTION METHOD</b>  |                     |   |                      |
| Thermal Bond  |                     |   |                      |
| <b>OUTSIDE DIAMETER</b>   |                     | <b>APPROXIMATE SURFACE AREA</b>             |                      |
| 2.7" (6.87cm)   |                     | 7 square feet per 10" equivalent            |                      |
| <b>LENGTHS</b>  |                     |   |                      |
| 5 inch (12.7 cm)   10 inch (25.4 cm)   20 inch (50.8 cm)   30 inch (76.2 cm)   40 inch (102 cm)   |                     |   |                      |
| <b>INTEGRITY TEST VALUES</b>  |                     |   |                      |
| <b>PORE SIZE</b>  | <b>BUBBLE POINT</b> | <b>TEST PRESSURE</b>                        | <b>AIR DIFFUSION</b> |
| BVM0.2  | 50 psig in water    | 40 psig                                     | ≤16mL/min            |
| BVM0.45   | 29 psig in water    | 23 psig                                     | ≤13.5mL/min          |
| BVM0.65   | 26 psig in water    | 20 psig                                     | ≤14mL/min            |
| <b>MICROBIOLOGICAL PERFORMANCE AS LOG REDUCTION VALUE (LRV)</b>   |                     |   |                      |
| <b>MICROORGANISM</b>  | <b>BVM0.2</b>       | <b>BVM0.45</b>                              | <b>BVM0.65</b>       |
| <i>Oenococcus oeni</i>  |                     | LRV ≥12                                     |                      |
| <i>Lactobacillus hilgardii</i>  |                     | LRV ≥12                                     |                      |
| <i>Saccharomyces cerevisiae</i>   |                     | LRV ≥12                                     | LRV ≥12              |
| <i>Brevundimonas diminuta</i>   | LRV ≥12             | LRV   |                      |

ORDER OPTIONS

|                               |  |
|-------------------------------|--|
| <b>CARTRIDGE</b>              |  |
| BVM                           | Bev-MAXX                                   |
| <b>MICRON RATINGS</b>         |  |
| 0.2, 0.45, 0.65               |  |
| <b>CARTRIDGE LENGTH</b>       |  |
| 5, 10, 20, 30, 40             |  |
| <b>PLEAT SUPPORT</b>          |  |
| PP                            | Polypropylene                              |
| <b>END CAP CONFIGURATIONS</b> |  |
| C3<br>C6<br>C7<br>C8          | Flat/222<br>Flat/226<br>Fin/226<br>Fin/222 |
| <b>GASKET/O-RING MATERIAL</b> |  |
| S<br>E                        | Silicone<br>EPDM                           |

NEED A VESSEL FOR YOUR CARTRIDGES?

For the Bev-MAXX, the following vessel types are most commonly used:

SRCT—PAGE 126

As always, discuss your options with your local sales representative to find the best fit for your application.



ORDER GUIDE



Strainrite's Bev-Rite pleated membrane filters are specifically engineered to provide a barrier to beverage spoiling micro-organisms. The Bev-Rite bio-reduction filter incorporates a highly asymmetric polyethersulfone membrane within our exclusive pleat support configuration, creating one of the industry's most rugged bacteria removal filters.

This exceptionally robust filter design means filter performance will remain effective after multiple steam sterilization cycles. Every Bev-Rite filter is integrity tested and flushed with high purity water to assure product performance and purity.

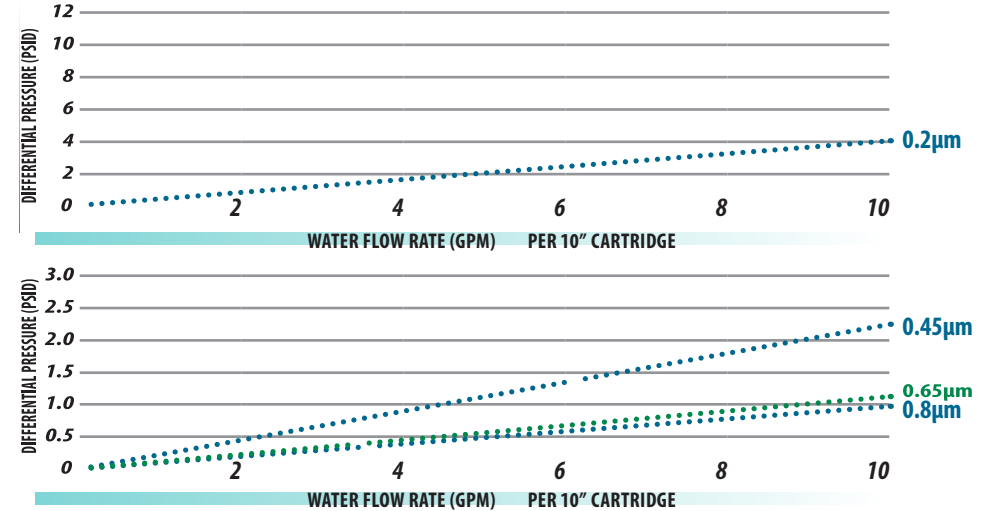


- ▶ ABSOLUTE-RATED AND INTEGRITY TESTED MEMBRANE PROVIDES RELIABLE, CONSISTENT AND REPEATABLE FILTRATE TO ENSURE MICROBIOLOGICAL STABILITY
- ▶ LOW PRESSURE DROPS YIELD HIGHER FLOW RATES AND REDUCED PROCESSING TIME
- ▶ NON-FIBER SHEDDING POLYPROPYLENE SUPPORT MATERIALS ELIMINATE FIBER MIGRATION
- ▶ MAXIMUM PLEAT DESIGN FOR GREATER SURFACE AREA, ENSURING LONGER SERVICE LIFE, FEWER CHANGE OUTS AND REDUCED OPERATING COSTS
- ▶ 100% THERMALLY BONDED CONSTRUCTION
- ▶ HIGH STRENGTH DESIGN ALLOWING FOR EXTENDED USE AND MULTI AUTOCLAVE AND HOT WATER SANITIZATION CYCLES
- ▶ 316 STAINLESS STEEL INSERT STANDARD
- ▶ ALL MATERIALS ARE LISTED IN TITLE 21 OF THE US CODE OF FEDERAL REGULATIONS 177-182
- ▶ COMPONENT MATERIALS MEET THE BIOSAFETY CRITERIA OF THE USP REACTIVITY TEST FOR CLASS VI PLASTICS
- ▶ COMPONENT MATERIALS MEET THE "NON-FIBER RELEASING" CRITERIA AS DEFINED IN 21 CFR 210.3 (B) (6)
- ▶ BEV-RITE CARTRIDGES ARE MANUFACTURED IN A FACILITY WHOSE QUALITY MANAGEMENT SYSTEM IS APPROVED BY AN ACCREDITED REGISTERING BODY TO THE ISO 9001:2008 STANDARD
- ▶ BEV-RITE CARTRIDGES ARE 100% INTEGRITY TESTED AND DI FLUSHED

**NEED A VESSEL FOR YOUR CARTRIDGES?**  
 For the Bev-Rite, the following vessel types are most commonly used:  
 SRCT—PAGE 126  
 As always, discuss your options with your local sales representative to find the best fit for your application.

|   |                     |   |                                  |
|---|---------------------|---|----------------------------------|
| <b>ABSOLUTE RATED RETENTION</b>   |                     |   |                                  |
| 0.2, 0.45, 0.65, 0.8  |                     |   |                                  |
| <b>MAXIMUM DIFFERENTIAL PRESSURE</b>  |                     |   |                                  |
| Forward:<br>75 psid (5.1 bar) @ 75°F (24°C)<br>40 psid (2.8 bar) @ 180°F (82°C)   |                     | Reverse:<br>50 psid (3.4 bar) @ 75°F (24°C) |                                  |
| <b>MAXIMUM OPERATING TEMPERATURE</b>  |                     |   |                                  |
| 180°F (82°C) Continuous Duty  |                     |   |                                  |
| <b>STERILIZATION</b>  |                     |   |                                  |
| Cartridge can be sterilized via steam or Autoclave: 20 times at 275°F (135°C)<br>Cartridge may be sanitized in place with common sanitizing agents, contact factory for chemical compatibility  |                     |   |                                  |
| <b>PACKAGING ECONOMY</b>  |                     |   |                                  |
| Bulk packaging in case quantities to reduce material disposal:<br>5 inch - 48 per carton   10 inch - 24 per carton   20 inch - 12 per carton   30 inch - 12 per carton   40 inch - 9 per carton |                     |   |                                  |
| <b>FILTER MEDIA</b>   | <b>END CAPS</b>     | <b>PLEAT SUPPORT MATERIAL</b>               | <b>CAGE/CORE</b>                 |
| Polyethersulfone  | Polypropylene       | Polypropylene                               | Polypropylene                    |
| <b>SEALS</b>  |                     | <b>REINFORCING RING</b>                     |                                  |
| EPDM   Silicone   |                     | 316 Stainless Steel                         |                                  |
| <b>CONSTRUCTION METHOD</b>  |                     | <b>OUTSIDE DIAMETER</b>                     | <b>APPROXIMATE SURFACE AREA</b>  |
| Thermal Bond  |                     | 2.7" (6.87cm)                               | 7 square feet per 10" equivalent |
| <b>LENGTHS</b>  |                     |   |                                  |
| 5 inch (12.7 cm)   10 inch (25.4 cm)   20 inch (50.8 cm)   30 inch (76.2 cm)   40 inch (102 cm)   |                     |   |                                  |
| <b>INTEGRITY TEST VALUES</b>  |                     |   |                                  |
| <b>PORE SIZE</b>  | <b>BUBBLE POINT</b> | <b>TEST PRESSURE</b>                        | <b>AIR DIFFUSION</b>             |
| BVR0.2  | 50 psig in water    | 40 psig                                     | <100 mL/min                      |
| BVR0.45   | 38 psig in water    | 30 psig                                     | <100 mL/min                      |
| BVR0.65   | 26 psig in water    | 23 psig                                     | <100 mL/min                      |
| BVR0.8  | 16 psig in water    | 20 psig                                     | <100 mL/min                      |
| <b>MICROBIOLOGICAL PERFORMANCE AS LOG REDUCTION VALUE (LRV)</b>   |                     |   |                                  |

| 10" Filter                      | BVR 0.2    | BVR 0.45   | BVR 0.65   |
|---------------------------------|------------|------------|------------|
| <i>Brevundimonas diminuta</i>   | LRV >7 log |            |            |
| <i>Serratia marcescens</i>      |            | LRV >7 log |            |
| <i>Lactobacillus higaridii</i>  |            | LRV >7 log |            |
| <i>Saccharomyces cerevisiae</i> |            | LRV >8 log | LRV >7 log |



ORDER OPTIONS

| CARTRIDGE              |                  |
|------------------------|------------------|
| BVR                    | Bev-Rite         |
| MICRON RATINGS         |                  |
| 0.2, 0.45, 0.65, 0.8   |                  |
| CARTRIDGE LENGTH       |                  |
| 5, 10, 20, 30, 40      |                  |
| PLEAT SUPPORT          |                  |
| PP                     | Polypropylene    |
| END CAP CONFIGURATIONS |                  |
| C1                     | Double Open Ends |
| C3                     | Flat/222         |
| C6                     | Flat/226         |
| C7                     | Fin/226          |
| C8                     | Fin/222          |
| GASKET/O-RING MATERIAL |                  |
| S                      | Silicone         |
| E                      | EPDM             |

# Guard-Rite

Microglass over Polyethersulfone  
for Beverage Pre-final filtration

- ▶ PREFILTRATION OF JUICE
- ▶ PREFILTRATION OF WINE

- ▶ PREFILTRATION & CLARIFICATION FOR FINAL STERILIZING GRADE FILTER PROTECTION
- ▶ PREFILTRATION OF BEER



## ORDER GUIDE



Created for beverage pre-final filtration, the **Guard-Rite** is the pre-final filter, to cost effectively reduce bioburden before final filtration and packaging. With a depth layer and synchronized final filtration layer optimized to extend final filter life with a stainless steel insert for steam or hot water sanitization.

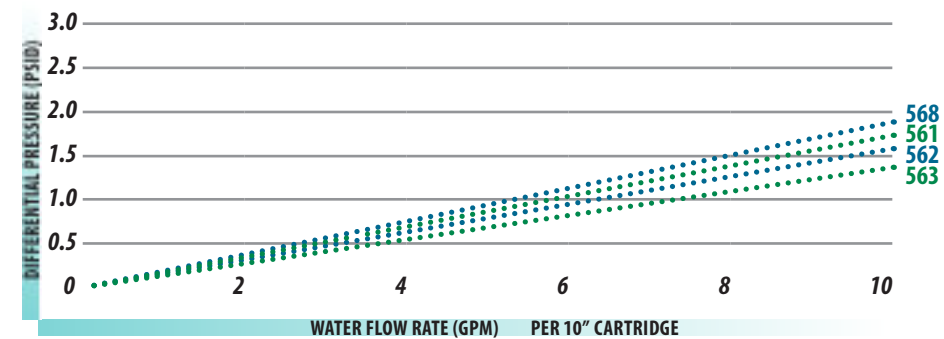
**Guard-Rite** is engineered to provide cost effective removal of particles and reduction of beverage-spoiling micro-organisms. The superior flowing membrane ensures that flavor and color stay in your beverage.

Every **Guard-Rite** filter comes with a certificate of conformance and is manufactured to meet the highest cleanliness standards.



- ▶ SYNCHRONIZED MEDIA
- ▶ THERMALLY BONDED CONSTRUCTION
- ▶ NO ADDITIVES OR GLUE
- ▶ ALL MATERIALS OF CONSTRUCTION ARE FDA COMPLIANT WITH CFR TITLE 21
- ▶ THERMALLY BONDED CONSTRUCTION WITHOUT THE USE OF ADHESIVES OR BINDERS, RESULTING IN LOWER EXTRACTABLES
- ▶ HIGH STRENGTH DESIGN ALLOWING FOR EXTENDED USE AND MULTI-AUTOClave CYCLES

| ABSOLUTE RATED RETENTION  |               |                               |                                  |
|---|---------------|-------------------------------|----------------------------------|
| 561 = 1µm Microglass over 0.65 µm Polyethersulfone  |               |                               |                                  |
| 562 = 2µm Microglass over 0.65 µm Polyethersulfone  |               |                               |                                  |
| 563 = 3µm Microglass over 0.65 µm Polyethersulfone  |               |                               |                                  |
| 568 = 0.8µm Microglass over 0.65 µm Polyethersulfone  |               |                               |                                  |
| MAXIMUM DIFFERENTIAL PRESSURE   |               | MAXIMUM OPERATING TEMPERATURE |                                  |
| Forward:<br>75 psid (5.1 bar) @ 75°F (24°C)<br>40 psid (2.8 bar) @ 180°F (82°C)   |               | 180°F (82°C) Continuous Duty  |                                  |
| TOXICITY  |               |                               |                                  |
| Cartridge materials meet USP Class VI and CFR 21 for food and beverage contact  |               |                               |                                  |
| STERILIZATION   |               |                               |                                  |
| Cartridge can be sterilized via steam or Autoclave: 20 times at 275°F (135°C)<br>Cartridge may be sanitized in place with common sanitizing agents, contact factory for chemical compatibility  |               |                               |                                  |
| PACKAGING ECONOMY   |               |                               |                                  |
| Bulk packaging in case quantities to reduce material disposal:<br>5 inch - 48 per carton   10 inch - 24 per carton   20 inch - 12 per carton   30 inch - 12 per carton   40 inch - 9 per carton |               |                               |                                  |
| FILTER MEDIA  | END CAPS      | PLEAT SUPPORT MATERIAL        | CAGE/CORE                        |
| Microglass over Polyethersulfone  | Polypropylene | Polypropylene Polyester       | Polypropylene                    |
| SEALS   |               |                               |                                  |
| Buna N   Fluorocarbon   EPDM   Silicone   FEP Encapsulated Fluorocarbon   FEP Encapsulated Silicone   PTFE Foam   PTFE Hard   |               |                               |                                  |
| CONSTRUCTION METHOD   |               | OUTSIDE DIAMETER              | APPROXIMATE SURFACE AREA         |
| Thermal Bond  |               | 2.7" (6.87cm)                 | 5 square feet per 10" equivalent |
| LENGTHS   |               |                               |                                  |
| 5 inch (12.7 cm)   10 inch (25.4 cm)   20 inch (50.8 cm)   30 inch (76.2 cm)   40 inch (102 cm)   |               |                               |                                  |
| PERFORMANCE CHARACTERISTICS   |               |                               |                                  |



## ORDER OPTIONS

| CARTRIDGE                |                            |
|--------------------------|----------------------------|
| GR                       | Guard-Rite                 |
| MICRON RATINGS           |                            |
| 561, 562, 563, 568       |                            |
| CARTRIDGE LENGTH         |                            |
| 5, 10, 20, 30, 40        |                            |
| PLEAT SUPPORT            |                            |
| PP<br>PE                 | Polypropylene<br>Polyester |
| END CAP CONFIGURATIONS   |                            |
| C1                       | Double Open Ends           |
| C2                       | 213/Recessed Cup           |
| C3                       | Flat/222                   |
| C4                       | Single Open End/Flat       |
| C5                       | Recessed Cup/222           |
| C6                       | Flat/226                   |
| C7                       | Fin/226                    |
| C8                       | Fin/222                    |
| GASKET / O-RING MATERIAL |                            |
| S                        | Silicone                   |
| B                        | Buna N                     |
| V                        | Fluorocarbon               |
| E                        | EPDM                       |
| TF                       | PTFE Foam                  |
| TH                       | PTFE Hard                  |
| TV                       | Encapsulated Fluorocarbon  |
| TS                       | Encapsulated Silicone      |
| CARTRIDGE GRADE          |                            |
| 1                        | FDA Grade                  |
| CARTRIDGE OPTIONS        |                            |
| DIF                      | DI Flush                   |

### NEED A VESSEL FOR YOUR CARTRIDGES?

For the Guard-Rite, the following vessel types are most commonly used:

SRCT—PAGE 126

As always, discuss your options with your local sales representative to find the best fit for your application.

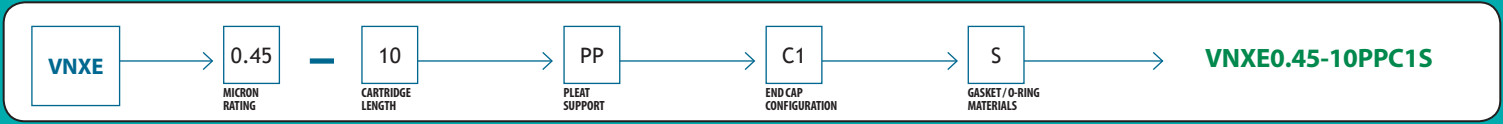
# Vino-MAXX E

Polyethersulfone for Final Sterilization of Wine

▶ FOOD AND BEVERAGE APPLICATIONS



ORDER GUIDE



Strainrite's **Vino-Maxx E** pleated membrane filters are specifically engineered to provide an absolute barrier to wine spoiling micro-organisms.

The **Vino-Maxx E** incorporates a highly asymmetric polyethersulfone membrane within our exclusive pleat support configuration creating one of the industry's most rugged yeast removal filters. This exceptionally robust filter design means filter performance will remain effective after multiple steam sterilization cycles.

Every **Vino-Maxx E** filter is integrity tested and flushed with high purity water to assure product performance and purity. Integrity test parameters have been correlated to microbiological retention for both of our 0.45µm and 0.65µm membrane filters (refer to microbiological performance chart).



- ▶ ABSOLUTE-RATED AND INTEGRITY TESTED MEMBRANE PROVIDES RELIABLE, CONSISTENT AND REPEATABLE FILTRATE TO ENSURE MICROBIOLOGICAL STABILITY
- ▶ LOW PRESSURE DROPS YIELD HIGHER FLOW RATES AND REDUCED PROCESSING TIME
- ▶ NON-FIBER SHEDDING POLYPROPYLENE SUPPORT MATERIALS ELIMINATE FIBER MIGRATION
- ▶ MAXIMUM PLEAT DESIGN FOR GREATER SURFACE AREA, ENSURING LONGER SERVICE LIFE, FEWER CHANGE OUTS AND REDUCED OPERATING COSTS
- ▶ 100% THERMALLY BONDED CONSTRUCTION
- ▶ HIGH STRENGTH DESIGN ALLOWING FOR EXTENDED USE AND MULTI AUTOCLAVE AND HOT WATER SANITIZATION CYCLES
- ▶ 316 STAINLESS STEEL INSERT STANDARD
- ▶ ALL MATERIALS ARE LISTED IN TITLE 21 OF THE US CODE OF FEDERAL REGULATIONS 177-182
- ▶ COMPONENT MATERIALS MEET THE BIOSAFETY CRITERIA OF THE USP REACTIVITY TEST FOR CLASS VI PLASTICS
- ▶ COMPONENT MATERIALS MEET THE "NON-FIBER RELEASING" CRITERIA AS DEFINED IN 21 CFR 210.3 (B) (6)
- ▶ VINO-MAXX E CARTRIDGES ARE MANUFACTURED IN A FACILITY WHOSE QUALITY MANAGEMENT SYSTEM IS APPROVED BY AN ACCREDITED REGISTERING BODY TO THE ISO 9001:2008 STANDARD
- ▶ VINO-MAXX E CARTRIDGES ARE 100% INTEGRITY TESTED AND DI FLUSHED

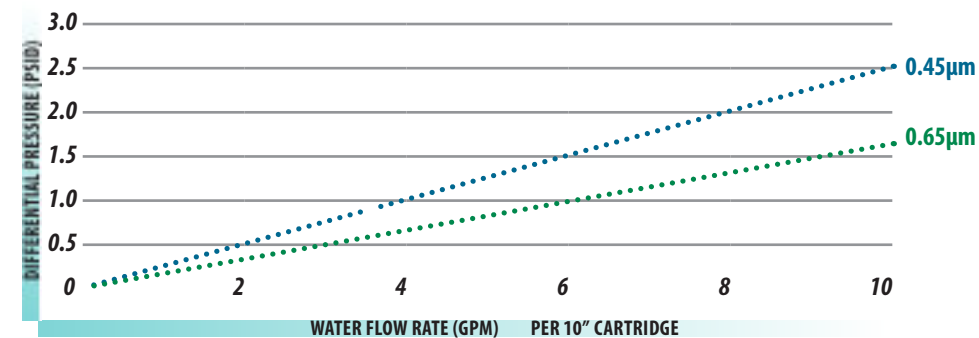
**NEED A VESSEL FOR YOUR CARTRIDGES?**

For the **Vino-MAXX E**, the following vessel types are most commonly used:

SRCT—PAGE 126

As always, discuss your options with your local sales representative to find the best fit for your application.

|   |                     |   |                                  |
|---|---------------------|---|----------------------------------|
| <b>ABSOLUTE RATED RETENTION</b>   |                     |   |                                  |
| 0.45, 0.65  |                     |   |                                  |
| <b>MAXIMUM DIFFERENTIAL PRESSURE</b>  |                     |   |                                  |
| Forward:<br>75 psid (5.1 bar) @ 75°F (24°C)<br>40 psid (2.8 bar) @ 180°F (82°C)   |                     | Reverse:<br>50 psid (3.4 bar) @ 75°F (24°C) |                                  |
| <b>MAXIMUM OPERATING TEMPERATURE</b>  |                     |   |                                  |
| 180°F (82°C) Continuous Duty  |                     |   |                                  |
| <b>STERILIZATION</b>  |                     |   |                                  |
| Cartridge can be sterilized via steam or Autoclave: 20 times at 275°F (135°C)<br>Cartridge may be sanitized in place with common sanitizing agents, contact factory for chemical compatibility  |                     |   |                                  |
| <b>PACKAGING ECONOMY</b>  |                     |   |                                  |
| Bulk packaging in case quantities to reduce material disposal:<br>5 inch - 48 per carton   10 inch - 24 per carton   20 inch - 12 per carton   30 inch - 12 per carton   40 inch - 9 per carton |                     |   |                                  |
| <b>FILTER MEDIA</b>   | <b>END CAPS</b>     | <b>PLEAT SUPPORT MATERIAL</b>               | <b>CAGE/CORE</b>                 |
| Polyethersulfone  | Polyethersulfone    | Polypropylene                               | Polypropylene                    |
| <b>SEALS</b>  |                     | <b>REINFORCING RING</b>                     |                                  |
| EPDM   Silicone   |                     | 316 Stainless Steel                         |                                  |
| <b>CONSTRUCTION METHOD</b>  |                     | <b>OUTSIDE DIAMETER</b>                     | <b>APPROXIMATE SURFACE AREA</b>  |
| Thermal Bond  |                     | 2.7" (6.87cm)                               | 7 square feet per 10" equivalent |
| <b>LENGTHS</b>  |                     |   |                                  |
| 5 inch (12.7 cm)   10 inch (25.4 cm)   20 inch (50.8 cm)   30 inch (76.2 cm)   40 inch (102 cm)   |                     |   |                                  |
| <b>INTEGRITY TEST VALUES</b>  |                     |   |                                  |
| <b>PORE SIZE</b>  | <b>BUBBLE POINT</b> | <b>TEST PRESSURE</b>                        | <b>AIR DIFFUSION</b>             |
| VNXE0.45  | 38 psig in water    | 30 psig                                     | ≤13.5mL/min                      |
| VNXE0.65  | 20 psig in water    | 16 psig                                     | ≤14mL/min                        |
| <b>MICROBIOLOGICAL PERFORMANCE</b>  |                     |   |                                  |
| <b>MICROORGANISM</b>  | <b>VNXE0.45</b>     | <b>VNXE0.65</b>                             |                                  |
| Oenococcus oeni   | ≥10 <sup>7</sup>    |   |                                  |
| Lactobacillus hilgardii   | ≥10 <sup>7</sup>    |   |                                  |
| Saccharomyces cerevisiae  | ≥10 <sup>9</sup>    | ≥10 <sup>9</sup>                            |                                  |
| <b>PERFORMANCE CHARACTERISTICS</b>  |                     |   |                                  |



ORDER OPTIONS

|                               |  |
|-------------------------------|--|
| <b>CARTRIDGE</b>              |  |
| VNXE                          | Vino-MAXX E                                |
| <b>MICRON RATINGS</b>         |  |
| 0.45, 0.65                    |  |
| <b>CARTRIDGE LENGTH</b>       |  |
| 5, 10, 20, 30, 40             |  |
| <b>PLEAT SUPPORT</b>          |  |
| PP                            | Polypropylene                              |
| <b>END CAP CONFIGURATIONS</b> |  |
| C3<br>C6<br>C7<br>C8          | Flat/222<br>Flat/226<br>Fin/226<br>Fin/222 |
| <b>GASKET/O-RING MATERIAL</b> |  |
| S<br>E                        | Silicone<br>EPDM                           |

# Trap-Rite

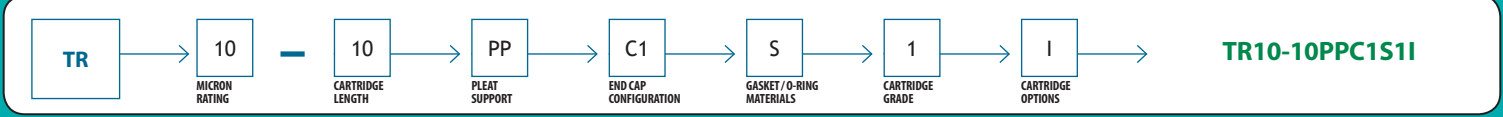
Polypropylene for Trap Filtration of Beer

► BREWERY CHEMICALS  
► FILTER AID PARTICLE REMOVAL

► FOOD AND BEVERAGE APPLICATIONS



## ORDER GUIDE



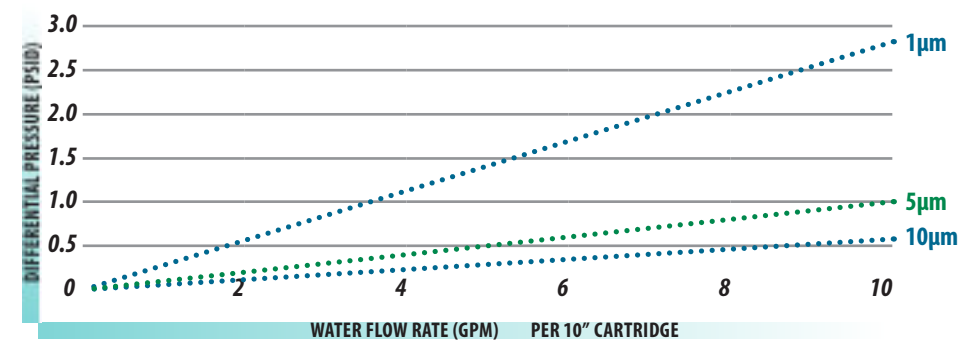
Strainrite continues its tradition of state-of-the-art advanced filtration innovation with the **Trap-Rite**. A unique polypropylene depth filter, that utilizes long strand small and large diameter fibers to provide a high solids loading, absolute-rated, pleated depth filter. This binder-free depth media is excellent for removing filter aid particles from bright beer. **Trap-Rite** also offers more than twice the surface area compared with industry standard non-pleated depth filters. The increased surface area provides higher flow rates at reduced pressure, resulting in increased filter life.

All polypropylene construction materials are CFR 21 listed for direct food contact, which makes this filter ideal for a broad range of applications.



- **ABSOLUTE-RATED MEDIA PROVIDES RELIABLE, CONSISTENT AND REPEATABLE FILTRATION**
- **LOW PRESSURE DROPS YIELD HIGHER FLOW RATES AND REDUCED PROCESSING TIME**
- **100% POLYPROPYLENE, FDA COMPLIANT WITH CFR 21**
- **REMOVES FILTER AID PARTICLES**
- **VERY HIGH CONTAMINANT HOLDING CAPACITY**
- **MAXIMIZED PLEAT DESIGN FOR GREATER SURFACE AREA, ENSURING LONGER SERVICE LIFE, FEWER CHANGE OUTS AND REDUCED OPERATING COSTS**
- **EXCELLENT RESISTANCE TO TYPICAL BREWERY USE CHEMICALS**
- **THERMALLY BONDED CONSTRUCTION, ELIMINATING PARTICLE BYPASS**

| RETENTION RATING  |               |                               |               |
|---|---------------|-------------------------------|---------------|
| 1, 5, 10  |               |                               |               |
| MAXIMUM DIFFERENTIAL PRESSURE   |               | MAXIMUM OPERATING TEMPERATURE |               |
| Forward:<br>75 psid (5.1 bar) @ 75°F (24°C)<br>40 psid (2.8 bar) @ 180°F (82°C)   |               | 180°F (82°C) Continuous Duty  |               |
| TOXICITY  |               |                               |               |
| All components meet all relevant USP XXII Class VI test for biological safety and FDA requirements for contact with food and beverage per 21CFR177.1520   |               |                               |               |
| PACKAGING ECONOMY   |               |                               |               |
| Bulk packaging in case quantities to reduce material disposal:<br>5 inch - 48 per carton   10 inch - 24 per carton   20 inch - 12 per carton   30 inch - 12 per carton   40 inch - 9 per carton |               |                               |               |
| FILTER MEDIA  | END CAPS      | PLEAT SUPPORT MATERIAL        | CAGE/CORE     |
| Polypropylene Microfiber Composite  | Polypropylene | Polypropylene                 | Polypropylene |
| SEALS   |               |                               |               |
| Buna N   Fluorocarbon   EPDM   Silicone   FEP Encapsulated Fluorocarbon   FEP Encapsulated Silicone   PTFE Foam   PTFE Hard   |               |                               |               |
| CONSTRUCTION METHOD   |               | OUTSIDE DIAMETER              |               |
| Thermal Bond  |               | 2.55" (6.48cm)                |               |
| LENGTHS   |               |                               |               |
| 5 inch (12.7 cm)   10 inch (25.4 cm)   20 inch (50.8 cm)   30 inch (76.2 cm)   40 inch (102 cm)   |               |                               |               |
| PERFORMANCE CHARACTERISTICS   |               |                               |               |



## ORDER OPTIONS

| CARTRIDGE                |                           |
|--------------------------|---------------------------|
| TR                       | Trap-Rite                 |
| MICRON RATINGS           |                           |
| 1, 5, 10                 |                           |
| CARTRIDGE LENGTH         |                           |
| 5, 10, 20, 30, 40        |                           |
| PLEAT SUPPORT            |                           |
| PP                       | Polypropylene             |
| END CAP CONFIGURATIONS   |                           |
| C1                       | Double Open Ends          |
| C2                       | 213/Recessed Cup          |
| C3                       | Flat/222                  |
| C4                       | Single Open End/Flat      |
| C5                       | Recessed Cup/222          |
| C6                       | Flat/226                  |
| C7                       | Fin/226                   |
| C8                       | Fin/222                   |
| GASKET / O-RING MATERIAL |                           |
| S                        | Silicone                  |
| B                        | Buna N                    |
| V                        | Fluorocarbon              |
| E                        | EPDM                      |
| TF                       | PTFE Foam                 |
| TH                       | PTFE Hard                 |
| TV                       | Encapsulated Fluorocarbon |
| TS                       | Encapsulated Silicone     |
| CARTRIDGE GRADE          |                           |
| - 1                      | General FDA Grade         |
| CARTRIDGE OPTIONS        |                           |
| I MC                     | 316 SS Insert Molded Cage |

**NEED A VESSEL FOR YOUR CARTRIDGES?**  
For the Trap-Rite, the following vessel types are most commonly used:  
SRCT—PAGE 126      SRC—PAGE 128  
As always, discuss your options with your local sales representative to find the best fit for your application.

# Aqua-Pro Cartridge

Polypropylene for Drinking Water

- ▶ FOOD AND BEVERAGE APPLICATIONS
- ▶ DRINKING WATER



## ORDER GUIDE



Strainrite's Aqua-Pro Cartridge filters are engineered to produce the highest purity drinking water, by optimizing throughput while maintaining absolute rated performance that is both predictable and repeatable.

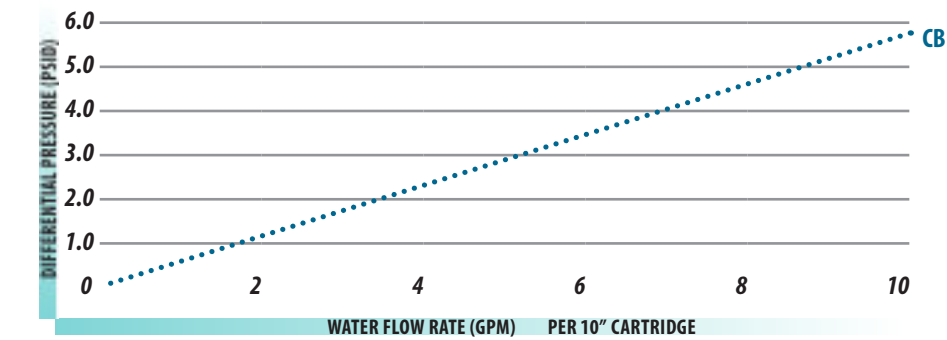
Utilizing state-of-the-art online monitoring equipment and superior control over fiber diameter and web design, our continuous composite microfiber material delivers the industry's most uniform and consistent results.

Aqua-Pro Cartridge filters bring the strongest line of defense against waterborne diseases traced to cryptosporidium and giardia cysts. These organisms, potentially lethal to those with weakened or underdeveloped immune systems, are highly resistant to conventional water treatment processes such as chlorination, but are no match for the Aqua-Pro Cartridge filters, at an absolute 1 micron designed to exceed the ANSI/NSF Standard 53 of 99.95% for the removal of cysts.



- ▶ PERFORMANCE TESTED AND VERIFIED BY OUTSIDE LAB TO COMPLY WITH NSF/ANSI STANDARD 53 FOR REDUCTION OF CRYPTOSPORIDIUM AND GIARDIA CYSTS
- ▶ MEETS THE REQUIREMENTS OF USP PLASTIC CLASS VI
- ▶ HIGH SURFACE AREA – HIGH FLOW RATES AND LONG ON-LINE SERVICE
- ▶ CONSTRUCTED ENTIRELY OF POLYPROPYLENE
- ▶ COMPLIES WITH FDA TITLE 21 OF THE CODE OF FEDERAL REGULATIONS SECTIONS 174.5, AND 177.1520, AS APPLICABLE FOR FOOD AND BEVERAGE CONTACT
- ▶ DOUBLE O-RING STYLE ENDS FOR THE HIGHEST SEAL INTEGRITY
- ▶ VARIOUS O-RING MATERIALS AND CONFIGURATIONS – EASILY RETROFITS MOST SYSTEMS

|   |                 |   |                  |
|---|-----------------|---|------------------|
| <b>RETENTION RATING</b>   |                 |   |                  |
| Crypto-Barrier  |                 |   |                  |
| <b>MAXIMUM DIFFERENTIAL PRESSURE</b>  |                 |   |                  |
| Forward:<br>75 psid (5.1 bar) @ 75°F (24°C)<br>40 psid (2.8 bar) @ 180°F (82°C)   |                 | Reverse:<br>50 psid (3.4 bar) @ 75°F (24°C) |                  |
| <b>MAXIMUM OPERATING TEMPERATURE</b>  |                 |   |                  |
| 180°F (82°C) Continuous Duty  |                 |   |                  |
| <b>PACKAGING ECONOMY</b>  |                 |   |                  |
| Bulk packaging in case quantities to reduce material disposal:<br>5 inch - 48 per carton   10 inch - 24 per carton   20 inch - 12 per carton   30 inch - 12 per carton   40 inch - 9 per carton |                 |   |                  |
| <b>FILTER MEDIA</b>   | <b>END CAPS</b> | <b>PLEAT SUPPORT MATERIAL</b>               | <b>CAGE/CORE</b> |
| Polypropylene   | Polypropylene   | Polypropylene                               | Polypropylene    |
| <b>SEALS</b>  |                 | <b>CONSTRUCTION METHOD</b>                  |                  |
| EPDM   Silicone   |                 | Thermal Bond                                |                  |
| <b>OUTSIDE DIAMETER</b>   |                 | <b>INSIDE DIAMETER</b>                      |                  |
| 2.7" (6.87cm)   |                 | 1.0" (2.54cm)                               |                  |
| <b>LENGTHS</b>  |                 |   |                  |
| 5 inch (12.7 cm)   10 inch (25.4 cm)   20 inch (50.8 cm)   30 inch (76.2 cm)   40 inch (102 cm)   |                 |   |                  |
| <b>PERFORMANCE CHARACTERISTICS</b>  |                 |   |                  |



## ORDER OPTIONS

| CARTRIDGE                |  |
|--------------------------|--|
| APC                      | Aqua-Pro Cartridge                         |
| MICRON RATINGS           |  |
| CB                       |  |
| CARTRIDGE LENGTH         |  |
| 5, 10, 20, 30, 40        |  |
| END CAP CONFIGURATIONS   |  |
| C3<br>C6<br>C7<br>C8     | Flat/222<br>Flat/226<br>Fin/226<br>Fin/222 |
| GASKET / O-RING MATERIAL |  |
| S<br>E                   | Silicone<br>EPDM                           |

### NEED A VESSEL FOR YOUR CARTRIDGES?

For the Aqua-Pro Cartridge, the following vessel types are most commonly used:

SRCT—PAGE 126      SRC—PAGE 128

As always, discuss your options with your local sales representative to find the best fit for your application.

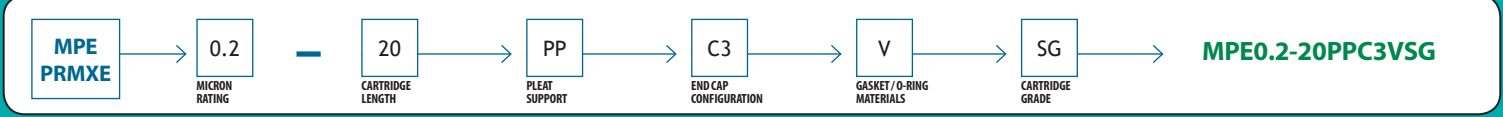
# Mem-PLEAT SG & Pur-MAXX SG

Sterilizing Grade Pleated Polyethersulfone Membrane

- ▶ DIAGNOSTICS
- ▶ LARGE VOLUME PARENTERALS
- ▶ BUFFER SOLUTIONS
- ▶ CELL CULTURE PURIFICATION
- ▶ FINAL FILTRATION OF WFI AND CIP WATER
- ▶ VACCINES



## ORDER GUIDE



Strainrite's **Sterilizing Grade Pleated Polyethersulfone Membrane Cartridges** are engineered to meet the highest standards of microorganism control for sterile fluids. These filter elements are validated for complete removal of *Brevundimonas diminuta* (ATCC 19146) at test concentrations of  $10^7$  CFU/cm<sup>2</sup> (Colony Forming Units).

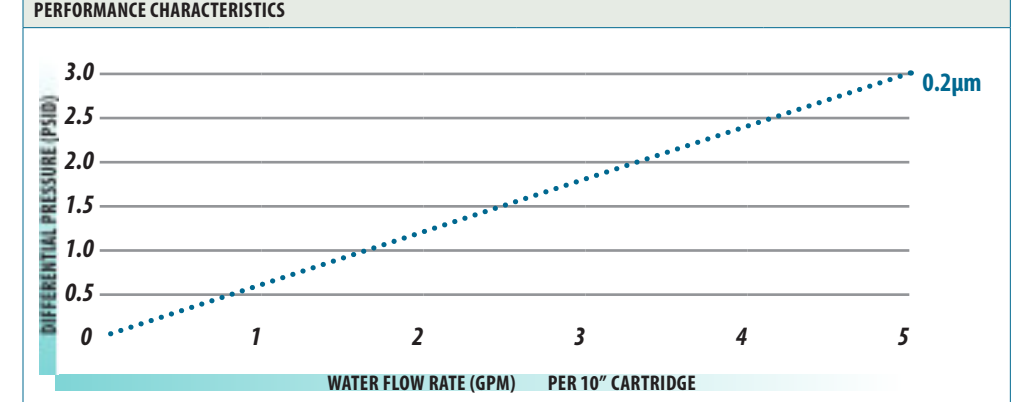
This product is ideally suited for applications where microorganism contamination causes product defects or extra processing time due to increase fluid instability. These cartridges are produced utilizing a unique multi-pleated configuration integrating highly asymmetric and hydrophilic polyethersulfone membrane with exceptional pleat support materials. This novel multi-pleated approach increases cartridge life, strength and durability, and allows our filter cartridges to withstand multiple sterilization cycles without sacrificing product integrity.

These cartridges comply with FDA CFR Title 21 and USP Biological Reactivity for Class VI Plastics. By combining these ultra pure components with the low protein binding features of highly asymmetric hydrophilic polyethersulfone membrane makes them perfect for applications in the biopharmaceutical and bottled water industries.



- ▶ VALIDATED 0.2 μm ABSOLUTE RATED MEMBRANE CONFIGURATION
- ▶ HIGH SURFACE AREA MEMBRANE OFFERS EXCELLENT LIFE AND FLUX RATES WHILE PROVIDING ABSOLUTE FILTRATION
- ▶ ABSOLUTE-RATED DUAL LAYER MEMBRANE PROVIDES RELIABLE, CONSISTENT AND REPEATABLE FILTRATE QUALITY
- ▶ LOW PRESSURE DROPS YIELD HIGHER FLOW RATES AND REDUCED PROCESSING TIME
- ▶ NON-FIBER SHEDDING POLYPROPYLENE SUPPORT MATERIALS ELIMINATE FIBER MIGRATION
- ▶ PLEAT DESIGN FOR GREATER SURFACE AREA: LONGER SERVICE LIFE, FEWER CHANGE OUTS AND REDUCED OPERATING COSTS
- ▶ 100% THERMALLY BONDED CONSTRUCTION
- ▶ INTEGRITY TESTED
- ▶ HIGH STRENGTH DESIGN ALLOWING FOR EXTENDED USE AND MULTI AUTOCLAVE AND HOT WATER SANITIZATION CYCLES
- ▶ 316 SS REINFORCED END TREATMENTS
- ▶ ALL MATERIALS OF CONSTRUCTION ARE FDA COMPLIANT WITH CFR TITLE 21 AND ARE BIO-SAFE IN ACCORDANCE WITH USP CLASS VI
- ▶ VALIDATION GUIDE AVAILABLE ON REQUEST

| ABSOLUTE RATED RETENTION  |                     |   |                     |
|---|---------------------|---|---------------------|
| 0.2   |                     |   |                     |
| MAXIMUM DIFFERENTIAL PRESSURE   |                     |   |                     |
| Forward:<br>75 psid (5.1 bar) @ 75°F (24°C)<br>40 psid (2.8 bar) @ 180°F (82°C)   |                     | Reverse:<br>50 psid (3.4 bar) @ 75°F (24°C) |                     |
| MAXIMUM OPERATING TEMPERATURE   |                     |   |                     |
| 180°F (82°C) Continuous Duty Polypropylene  |                     |   |                     |
| TOXICITY  |                     |   |                     |
| Cartridge materials meet USP Class VI and CFR 21 for food and beverage contact  |                     |   |                     |
| STERILIZATION   |                     |   |                     |
| Cartridge can be sterilized via steam or Autoclave: 20 times at 275°F (135°C)<br>Cartridge may be sanitized in place with common sanitizing agents, contact factory for chemical compatibility  |                     |   |                     |
| PACKAGING ECONOMY   |                     |   |                     |
| Bulk packaging in case quantities to reduce material disposal:<br>5 inch - 48 per carton   10 inch - 24 per carton   20 inch - 12 per carton   30 inch - 12 per carton   40 inch - 9 per carton |                     |   |                     |
| FILTER MEDIA  | END CAPS/ CAGE/CORE | PLEAT SUPPORT MATERIAL                      | REINFORCING RING    |
| Polyethersulfone  | Polypropylene       | Polypropylene                               | 316 Stainless Steel |
| SEALS   |                     | CONSTRUCTION METHOD                         |                     |
| Buna N   Fluorocarbon   EPDM   Silicone   |                     | Thermal Bond                                |                     |
| OUTSIDE DIAMETER  |                     | APPROXIMATE SURFACE AREA                    |                     |
| MPESG: 2.55" (6.48cm)   PRMXESG: 2.7" (6.87cm)  |                     | 6.5 square feet per 10" equivalent          |                     |
| LENGTHS   |                     |   |                     |
| 5 inch (12.7 cm)   10 inch (25.4 cm)   20 inch (50.8 cm)   30 inch (76.2 cm)   40 inch (102 cm)   |                     |   |                     |
| INTEGRITY TEST VALUES   |                     |   |                     |
| PORE SIZE   | BUBBLE POINT        | TEST PRESSURE                               | AIR DIFFUSION       |
| 0.2-SG  | 50 psig             | 40 psig                                     | ≤16mL/min           |
| USP PHYSIOCHEMICAL TESTS FOR PLASTICS   |                     |   |                     |
| Ultrapure water extracts from multiple lots of cartridges were tested and shown to have values that comply with USP limits  |                     |   |                     |
| TEST  | RESULTS             | USP LIMIT                                   |                     |
| Non volatile residue  | <2mg                | <15mg                                       |                     |
| Heavy Metals  | <1ppm               | <1ppm                                       |                     |
| Residue on Ignition   | <2mg                | <5mg  |                     |
| Buffering Capacity  | <1mL                | <10mL                                       |                     |



## ORDER OPTIONS

| CARTRIDGE                |  |
|--------------------------|--|
| MPE PRMXE                | Mem-Pleat E (2.55")<br>Pur-MAXX E (2.7")   |
| MICRON RATINGS           |  |
| 0.2                      |  |
| CARTRIDGE LENGTH         |  |
| 5, 10, 20, 30, 40        |  |
| PLEAT SUPPORT            |  |
| PP                       | Polypropylene                              |
| END CAP CONFIGURATIONS   |  |
| C3<br>C6<br>C7<br>C8     | Flat/222<br>Flat/226<br>Fin/226<br>Fin/222 |
| GASKET / O-RING MATERIAL |  |
| S<br>B<br>V<br>E         | Silicone<br>Buna N<br>Fluorocarbon<br>EPDM |
| CARTRIDGE GRADE          |  |
| SG                       | Sterilizing Grade                          |

**NEED A VESSEL FOR YOUR CARTRIDGES?**  
For the Mem-Pleat SG and Pur-MAXX SG, the following vessel types are most commonly used:  
SRCT—PAGE 126  
As always, discuss your options with your local sales representative to find the best fit for your application.

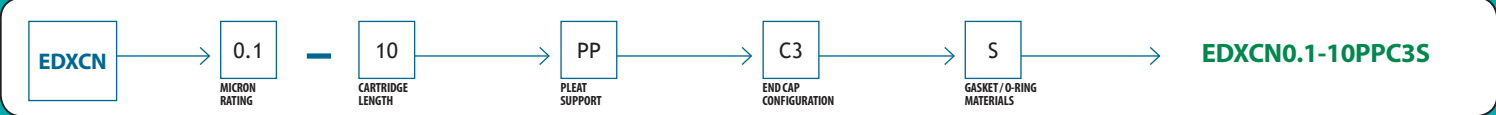
# Endo-MAXX CN

Charged Nylon for Endotoxin Reduction

- ▶ ENDOTOXIN REMOVAL
- ▶ HIGH PURITY WATER



## ORDER GUIDE



Strainrite's **Endo-Maxx CN** was developed for the filtration of fluids that require a high degree of particle and bacterial retention while achieving a two and a half log reduction of endotoxin.

Hydrophilic charged nylon membrane provides excellent flow rates, broad chemical compatibility, low extractability, high mechanical strength, and temperature resistance in a variety of applications for the biopharmaceutical and dialysis processes.

The **Endo-Maxx CN** meets USP Biological Reactivity Test, in vivo for class VI-121°C plastics. Sterilizable using industry recognized and accepted methods.



- ▶ INTEGRITY TESTED ENDOTOXIN REMOVAL FILTER
- ▶ ABSOLUTE-RATED MEMBRANE PROVIDES RELIABLE, CONSISTENT AND REPEATABLE FILTRATE QUALITY
- ▶ MAXIMUM PLEAT DESIGN FOR GREATER SURFACE AREA, ENSURING LONGER SERVICE LIFE, FEWER CHANGE OUTS AND REDUCED OPERATING COSTS PER ELEMENT
- ▶ ALL MATERIALS OF CONSTRUCTION ARE FDA COMPLIANT WITH CFR TITLE 21, PHARMACEUTICAL GRADES ARE BIO-SAFE IN ACCORDANCE WITH USP CLASS VI
- ▶ THERMALLY BONDED CONSTRUCTION WITHOUT THE USE OF ADHESIVES OR BINDERS, RESULTING IN LOWER EXTRACTABLES
- ▶ POSITIVE ZETA POTENTIAL FOR REMOVAL OF CHARGED PARTICLES SMALLER THAN THE ABSOLUTE RETENTION RATING OF THE FILTER
- ▶ 316 STAINLESS STEEL INSERT STANDARD - 873474 VALIDATED EDXCN 0.2 - 10C8S w/INSERT

### NEED A VESSEL FOR YOUR CARTRIDGES?

For the Endo-MAXX CN, the following vessel types are most commonly used:

SRCT—PAGE 126

As always, discuss your options with your local sales representative to find the best fit for your application.

|   |                 |                                    |                  |                         |
|---|-----------------|------------------------------------|------------------|-------------------------|
| <b>ABSOLUTE RATED RETENTION</b>   |                 |                                    |                  |                         |
| 0.1, 0.2  |                 |                                    |                  |                         |
| <b>MAXIMUM DIFFERENTIAL PRESSURE</b>  |                 |                                    |                  |                         |
| Forward:  |                 | Reverse:                           |                  |                         |
| 75 psid (5.1 bar) @ 75°F (24°C)   |                 | 50 psid (3.4 bar) @ 75°F (24°C)    |                  |                         |
| 40 psid (2.8 bar) @ 180°F (82°C)  |                 |                                    |                  |                         |
| <b>MAXIMUM OPERATING TEMPERATURE</b>  |                 |                                    |                  |                         |
| 180°F (82°C) Continuous Duty  |                 |                                    |                  |                         |
| <b>TOXICITY</b>   |                 |                                    |                  |                         |
| Cartridge materials meet USP Class VI and CFR 21 for food and beverage contact  |                 |                                    |                  |                         |
| <b>STERILIZATION</b>  |                 |                                    |                  |                         |
| Cartridge can be sterilized via steam or Autoclave: 20 times at 275°F (135°C)<br>Cartridge may be sanitized in place with common sanitizing agents, contact factory for chemical compatibility  |                 |                                    |                  |                         |
| <b>PACKAGING ECONOMY</b>  |                 |                                    |                  |                         |
| Bulk packaging in case quantities to reduce material disposal:<br>5 inch - 48 per carton   10 inch - 24 per carton   20 inch - 12 per carton   30 inch - 12 per carton   40 inch - 9 per carton   |                 |                                    |                  |                         |
| <b>FILTER MEDIA</b>   | <b>END CAPS</b> | <b>PLEAT SUPPORT MATERIAL</b>      | <b>CAGE/CORE</b> | <b>REINFORCING RING</b> |
| Charged Nylon 6,6 cast on Polyester   | Polypropylene   | Polypropylene Polyester            | Polypropylene    | 316 STAINLESS STEEL     |
| <b>SEALS</b>  |                 |                                    |                  |                         |
| Buna N   Fluorocarbon   EPDM   Silicone   FEP Encapsulated Fluorocarbon   FEP Encapsulated Silicone   PTFE Foam   PTFE Hard   |                 |                                    |                  |                         |
| <b>CONSTRUCTION METHOD</b>  |                 |                                    |                  |                         |
| Thermal Bond  |                 |                                    |                  |                         |
| <b>OUTSIDE DIAMETER</b>   |                 | <b>APPROXIMATE SURFACE AREA</b>    |                  |                         |
| 2.7" (6.87cm)   |                 | 6.8 square feet per 10" equivalent |                  |                         |
| <b>LENGTHS</b>  |                 |                                    |                  |                         |
| 5 inch (12.7 cm)   10 inch (25.4 cm)   20 inch (50.8 cm)   30 inch (76.2 cm)   40 inch (102 cm)   |                 |                                    |                  |                         |
| <b>ENDOTOXIN REDUCTION</b>  |                 |                                    |                  |                         |
| The Endo-MAXX CN cartridge media has been third party verified to deliver a >2 log reduction of bacterial endotoxin using the gel-clot characterization method  |                 |                                    |                  |                         |
| <b>PERFORMANCE CHARACTERISTICS</b>  |                 |                                    |                  |                         |
| <p>The graph plots Differential Pressure (PSID) on the y-axis (0 to 6) against Water Flow Rate (GPM) per 10 inch cartridge on the x-axis (0 to 10). Two curves are shown: a blue curve for 0.1µm and a green curve for 0.2µm. Both curves show an upward trend, with the 0.1µm curve reaching approximately 5.5 PSID at 10 GPM and the 0.2µm curve reaching approximately 3.0 PSID at 10 GPM.</p> |                 |                                    |                  |                         |

## ORDER OPTIONS

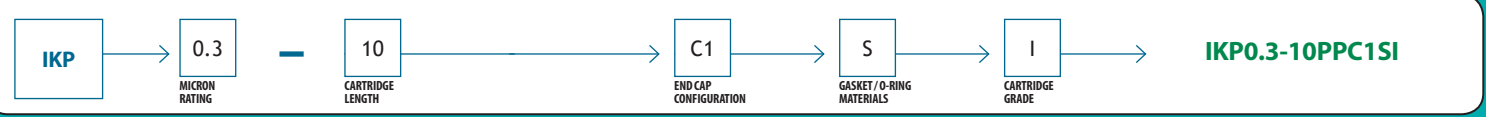
| CARTRIDGE              |               |
|------------------------|---------------|
| EDXCN                  | Endo-MAXX CN  |
| MICRON RATINGS         |               |
| 0.1, 0.2               |               |
| CARTRIDGE LENGTH       |               |
| 5, 10, 20, 30, 40      |               |
| PLEAT SUPPORT          |               |
| PP                     | Polypropylene |
| END CAP CONFIGURATIONS |               |
| C3                     | Flat/222      |
| C6                     | Flat/226      |
| C7                     | Fin/226       |
| C8                     | Fin/222       |
| GASKET/O-RING MATERIAL |               |
| S                      | Silicone      |

# Ink-Jet IKP

Polypropylene for Ink-jet Inks

- ▶ HIGH VISCOSITY INK-JET INKS
- ▶ PIGMENT BASED INK-JET INKS
- ▶ DYE BASED INK-JET INKS

## ORDER GUIDE



Strainrite's **Ink-Jet IKP** filter is another example of Strainrite's continued tradition of providing industry leading filtration solutions. IKP filters offer more surface area and less depth than the dual-density IKS filters to achieve industry leading performance as a final filter for pigment and dye based inkjet inks.

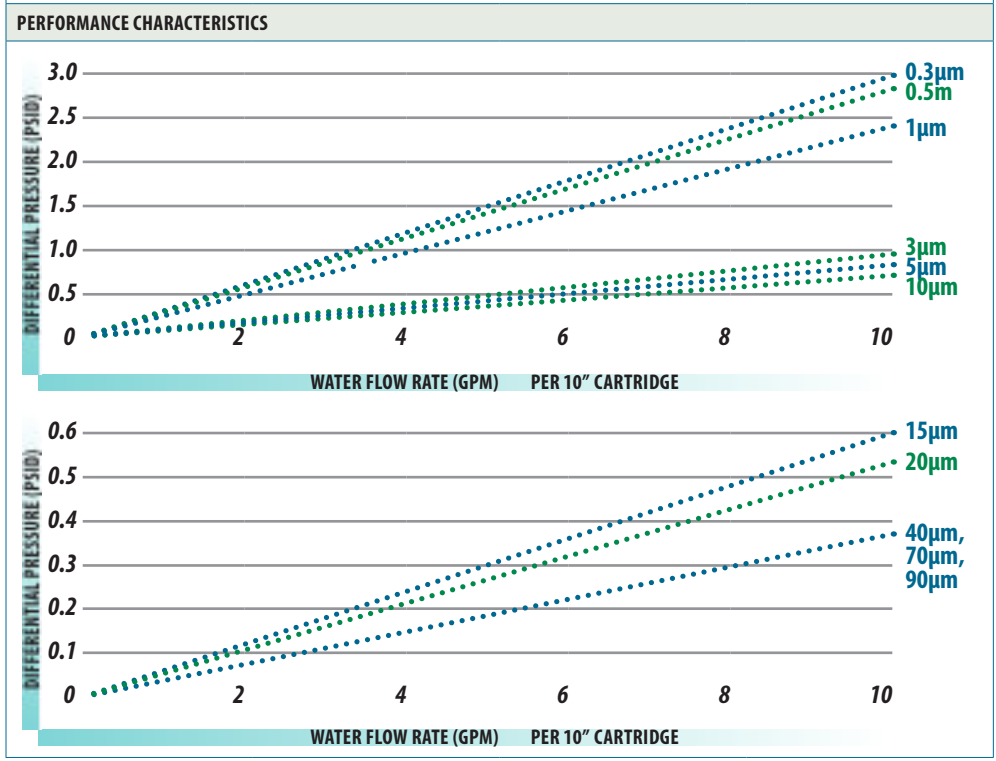
The **Ink-Jet IKP** filters are manufactured without binders or resins, in our class 10,000 clean room resulting in an extremely clean non-fiber shedding filter.



- ▶ **ABSOLUTE-RATED MEDIA PROVIDES RELIABLE, CONSISTENT AND REPEATABLE FILTRATION RESULTS**
- ▶ **LOWER PRESSURE DROPS, WHICH YIELD HIGHER FLOW RATES AND REDUCED PROCESSING TIME**
- ▶ **100% POLYPROPYLENE CONSTRUCTION OFFERS A WIDE RANGE OF CHEMICAL COMPATIBILITY**
- ▶ **THERMALLY BONDED CONSTRUCTION ENSURES A CLEANER FILTRATE WHILE MINIMIZING EXTRACTABLES**

**NEED A VESSEL FOR YOUR CARTRIDGES?**  
 For the Ink-Jet IKP, the following vessel types are most commonly used:  
 SRC—PAGE 128  
 As always, discuss your options with your local sales representative to find the best fit for your application.

|   |  |  |
|---|--|--|
| <b>RETENTION RATING</b>   |  |  |
| 0.3, 0.5, 1, 3, 5, 10, 15, 20, 40, 70, 90   |  |  |
| <b>MAXIMUM DIFFERENTIAL PRESSURE</b>  |  |  |
| Forward:<br>75 psid (5.1 bar) @ 75°F (24°C)<br>40 psid (2.8 bar) @ 180°F (82°C)   |  |  |
| <b>MAXIMUM OPERATING TEMPERATURE</b>  |  |  |
| 180°F (82°C) Continuous Duty  |  |  |
| <b>TOXICITY</b>   |  |  |
| All components meet all relevant USP XXII Class VI test for biological safety and FDA requirements for contact with food and beverage per 21CFR177.1520   |  |  |
| <b>PACKAGING ECONOMY</b>  |  |  |
| Bulk packaging in case quantities to reduce material disposal:<br>5 inch - 48 per carton   10 inch - 24 per carton   20 inch - 12 per carton   30 inch - 12 per carton   40 inch - 9 per carton |  |  |
| <b>FILTER MEDIA</b>   | <b>END CAPS</b>  | <b>CAGE/CORE</b>   |
| Polypropylene   | Polypropylene  | Polypropylene  |
| <b>SEALS</b>  |  |  |
| Buna N   Fluorocarbon   EPDM   Silicone   FEP Encapsulated Fluorocarbon   FEP Encapsulated Silicone   PTFE Foam   PTFE Hard   |  |  |
| <b>CONSTRUCTION METHOD</b>  |  |  |
| Thermal Bond  |  |  |
| <b>OUTSIDE DIAMETER</b>   |  |  |
| 2.68" (6.81cm)  |  |  |
| <b>LENGTHS</b>  |  |  |
| 5 inch (12.7 cm)   10 inch (25.4 cm)   20 inch (50.8 cm)   30 inch (76.2 cm)   40 inch (102 cm)   |  |  |
| <b>EFFICIENCY</b>   |  |  |
| IKP0.3 — BETA100 @ 0.3µm<br>IKP0.5 — BETA100 @ 0.5µm<br>IKP1 — BETA100 @ 1µm<br>IKP3 — BETA100 @ 3µm  | IKP5 — BETA100 @ 5µm<br>IKP10 — BETA100 @ 10µm<br>IKP15 — BETA100 @ 15µm | IKP20 — BETA100 @ 20µm<br>IKP40 — BETA100 @ 40µm<br>IKP70 — BETA100 @ 70µm<br>IKP90 — BETA100 @ 90µm |



## ORDER OPTIONS

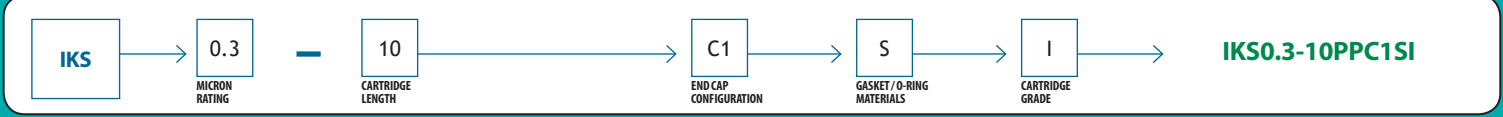
| CARTRIDGE                                 |                           |
|---|---------------------------|
| IKP                                       | Ink-Jet IKP               |
| MICRON RATINGS                            |                           |
| 0.3, 0.5, 1, 3, 5, 10, 15, 20, 40, 70, 90 |                           |
| CARTRIDGE LENGTH                          |                           |
| 5, 10, 20, 30, 40                         |                           |
| END CAP CONFIGURATIONS                    |                           |
| C1  | Double Open Ends          |
| C2  | 213/Recessed Cup          |
| C3  | Flat/222                  |
| C4  | Single Open End/Flat      |
| C5  | Recessed Cup/222          |
| C6  | Flat/226                  |
| C7  | Fin/226                   |
| C8  | Fin/222                   |
| GASKET / O-RING MATERIAL                  |                           |
| S   | Silicone                  |
| B   | Buna N                    |
| V   | Fluorocarbon              |
| E   | EPDM                      |
| TF  | PTFE Foam                 |
| TH  | PTFE Hard                 |
| TV  | Encapsulated Fluorocarbon |
| TS  | Encapsulated Silicone     |
| CARTRIDGE OPTIONS                         |                           |
| I   | 316 SS Insert             |
| APH                                       | All Polyester Hardware    |

# Ink-Jet IKS

Dual Density Polypropylene for Ink-jet Inks

- ▶ HIGH VISCOSITY INK-JET INKS
- ▶ GEL REMOVAL
- ▶ PIGMENT BASED INK-JET INKS
- ▶ DYE BASED INK-JET INKS

## ORDER GUIDE



Strainrite's **Ink-Jet Select IKS** filter is another example of Strainrite's continued tradition of providing industry leading filtration solutions. **Ink-Jet Select** filters feature a graded pore density to maximize filter life and performance. IKS filters incorporate our proprietary melt blown, micro- and nano-fiber technology to achieve industry leading performance for both pigment and dye based ink-jet inks.

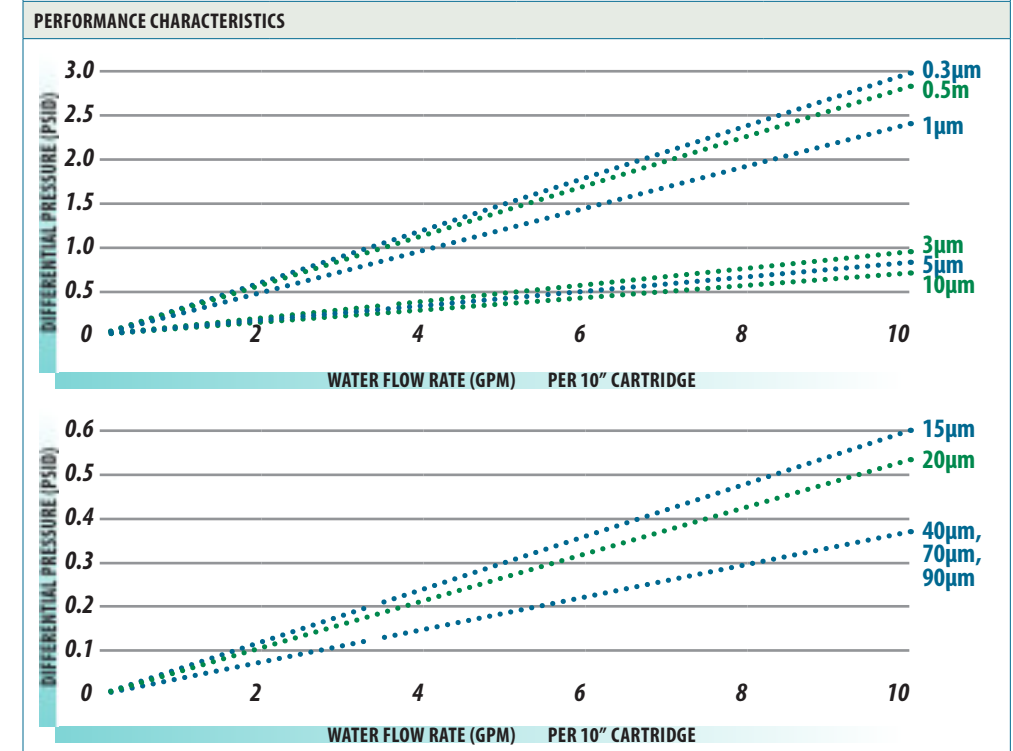
The **Ink-Jet Select** filters are manufactured without binders or resins, in our class 10,000 clean room resulting in an extremely clean non-fiber shedding filter. Due to our utilization of the unique graded pore density depth media this element is outstanding for removing gels, compared to traditional pleated polypropylene filters.



- ▶ ABSOLUTE-RATED MEDIA PROVIDES RELIABLE, CONSISTENT AND REPEATABLE FILTRATION RESULTS
- ▶ LOWER PRESSURE DROPS, WHICH YIELD HIGHER FLOW RATES AND REDUCED PROCESSING TIME
- ▶ 100% POLYPROPYLENE CONSTRUCTION OFFERS A WIDE RANGE OF CHEMICAL COMPATIBILITY
- ▶ GRADED PORE DENSITY PLEAT DESIGN TO OPTIMIZE SERVICE LIFE, FEWER CHANGE OUTS AND REDUCED OPERATING COSTS PER CARTRIDGE

**NEED A VESSEL FOR YOUR CARTRIDGES?**  
 For the Ink-Jet Select IKS, the following vessel types are most commonly used:  
 SRC—PAGE 128  
 As always, discuss your options with your local sales representative to find the best fit for your application.

|   |  |  |
|---|--|--|
| <b>RETENTION RATING</b>   |  |  |
| 0.3, 0.5, 1, 3, 5, 10, 15, 20, 40, 70, 90   |  |  |
| <b>MAXIMUM DIFFERENTIAL PRESSURE</b>  |  |  |
| Forward:<br>75 psid (5.1 bar) @ 75°F (24°C)<br>40 psid (2.8 bar) @ 180°F (82°C)   |  |  |
| <b>MAXIMUM OPERATING TEMPERATURE</b>  |  |  |
| 180°F (82°C) Continuous Duty  |  |  |
| <b>TOXICITY</b>   |  |  |
| All components meet all relevant USP XXII Class VI test for biological safety and FDA requirements for contact with food and beverage per 21CFR177.1520   |  |  |
| <b>PACKAGING ECONOMY</b>  |  |  |
| Bulk packaging in case quantities to reduce material disposal:<br>5 inch - 48 per carton   10 inch - 24 per carton   20 inch - 12 per carton   30 inch - 12 per carton   40 inch - 9 per carton |  |  |
| <b>FILTER MEDIA</b>   | <b>END CAPS</b>  | <b>CAGE/CORE</b>   |
| Polypropylene Micro/Nano-fiber Composite  | Polypropylene  | Polypropylene  |
| <b>SEALS</b>  |  |  |
| Buna N   Fluorocarbon   EPDM   Silicone   FEP Encapsulated Fluorocarbon   FEP Encapsulated Silicone   PTFE Foam   PTFE Hard   |  |  |
| <b>CONSTRUCTION METHOD</b>  |  |  |
| Thermal Bond  |  |  |
| <b>OUTSIDE DIAMETER</b>   |  |  |
| 2.68" (6.81cm)  |  |  |
| <b>LENGTHS</b>  |  |  |
| 5 inch (12.7 cm)   10 inch (25.4 cm)   20 inch (50.8 cm)   30 inch (76.2 cm)   40 inch (102 cm)   |  |  |
| <b>EFFICIENCY</b>   |  |  |
| IKS0.3 — BETA100 @ 0.3µm<br>IKS0.5 — BETA100 @ 0.5µm<br>IKS1 — BETA100 @ 1µm<br>IKS3 — BETA100 @ 3µm  | IKS5 — BETA100 @ 5µm<br>IKS10 — BETA100 @ 10µm<br>IKS15 — BETA100 @ 15µm | IKS20 — BETA100 @ 20µm<br>IKS40 — BETA100 @ 40µm<br>IKS70 — BETA100 @ 70µm<br>IKS90 — BETA100 @ 90µm |



## ORDER OPTIONS

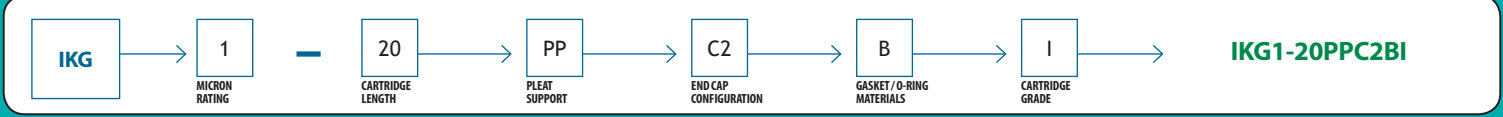
| CARTRIDGE                                 |                           |
|---|---------------------------|
| IKS                                       | Ink-Jet Select IKS        |
| MICRON RATINGS                            |                           |
| 0.3, 0.5, 1, 3, 5, 10, 15, 20, 40, 70, 90 |                           |
| CARTRIDGE LENGTH                          |                           |
| 5, 10, 20, 30, 40                         |                           |
| END CAP CONFIGURATIONS                    |                           |
| C1  | Double Open Ends          |
| C2  | 213/Recessed Cup          |
| C3  | Flat/222                  |
| C4  | Single Open End/Flat      |
| C5  | Recessed Cup/222          |
| C6  | Flat/226                  |
| C7  | Fin/226                   |
| C8  | Fin/222                   |
| GASKET / O-RING MATERIAL                  |                           |
| S   | Silicone                  |
| B   | Buna N                    |
| V   | Fluorocarbon              |
| E   | EPDM                      |
| TF  | PTFE Foam                 |
| TH  | PTFE Hard                 |
| TV  | Encapsulated Fluorocarbon |
| TS  | Encapsulated Silicone     |
| CARTRIDGE OPTIONS                         |                           |
| I   | 316 SS Insert             |
| APH                                       | All Polyester Hardware    |

# Ink-Jet IKG

Microglass for Ink-jet Inks

- ▶ HIGH VISCOSITY INK-JET INKS
- ▶ GEL REMOVAL
- ▶ PIGMENT BASED INK-JET INKS
- ▶ DYE BASED INK-JET INKS

## ORDER GUIDE



The Ink-Jet IKG filter is another example of Strainrite's continued tradition of providing industry leading filtration solutions.

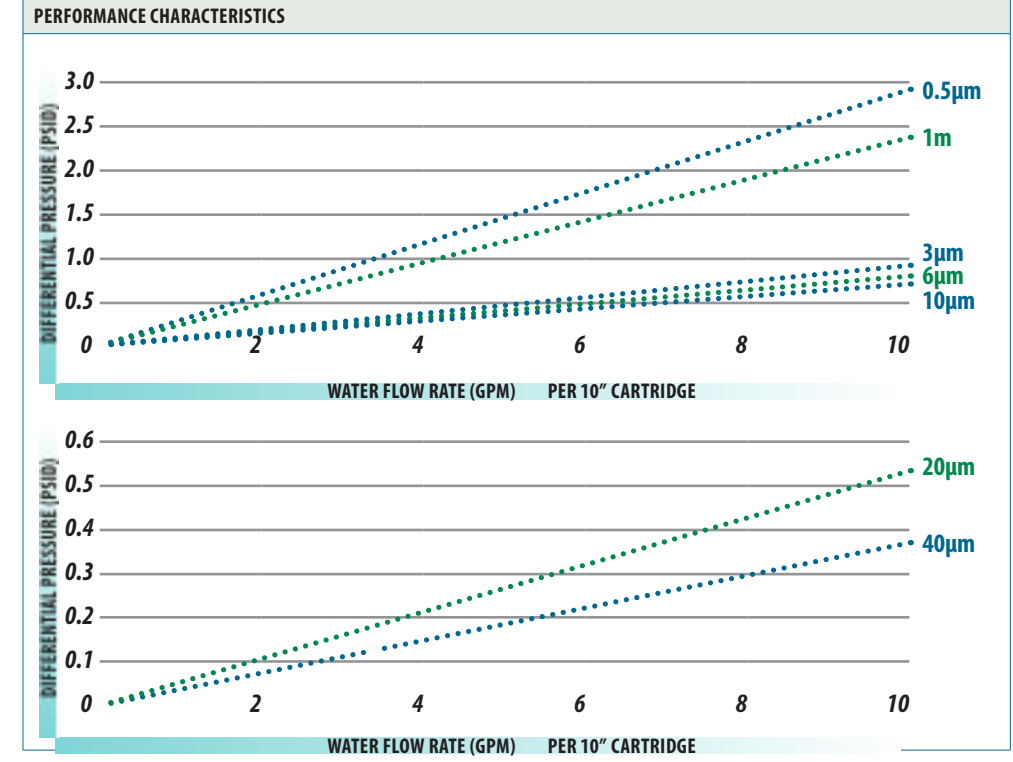
The Ink-Jet IKG filters are assembled without binders or resins, in our class 10,000 clean room, resulting in an extremely clean filter. Due to our utilization of the unique graded pore density media this element is outstanding for removing gels, compared to traditional pleated polypropylene filters.



- ▶ ABSOLUTE-RATED MEDIA PROVIDES RELIABLE, CONSISTENT AND REPEATABLE FILTRATION RESULTS
- ▶ LOWER PRESSURE DROPS, WHICH YIELD HIGHER FLOW RATES AND REDUCED PROCESSING TIME
- ▶ THERMALLY BONDED CONSTRUCTION ENSURES A CLEANER FILTRATE WHILE MINIMIZING EXTRACTABLES

**NEED A VESSEL FOR YOUR CARTRIDGES?**  
 For the Ink-Jet IKG, the following vessel types are most commonly used:  
 SRC—PAGE 128  
 As always, discuss your options with your local sales representative to find the best fit for your application.

|   |  |  |                         |
|---|--|--|-------------------------|
| <b>RETENTION RATING</b>   |  |  |                         |
| 0.5, 1, 3, 6, 10, 20, 40  |  |  |                         |
| <b>MAXIMUM DIFFERENTIAL PRESSURE</b>  |  |  |                         |
| Forward:<br>75 psid (5.1 bar) @ 75°F (24°C)<br>40 psid (2.8 bar) @ 180°F (82°C)   |  |  |                         |
| <b>MAXIMUM OPERATING TEMPERATURE</b>  |  |  |                         |
| 180°F (82°C) Continuous Duty Polypropylene  |  | 275°F (135°C) Continuous Duty Polyester          |                         |
| <b>TOXICITY</b>   |  |  |                         |
| All components meet all relevant USP XXII Class VI test for biological safety and FDA requirements for contact with food and beverage per 21CFR177.1520   |  |  |                         |
| <b>PACKAGING ECONOMY</b>  |  |  |                         |
| Bulk packaging in case quantities to reduce material disposal:<br>5 inch - 48 per carton   10 inch - 24 per carton   20 inch - 12 per carton   30 inch - 12 per carton   40 inch - 9 per carton |  |  |                         |
| <b>FILTER MEDIA</b>   | <b>END CAPS</b>  | <b>PLEAT SUPPORT MATERIAL</b>                    | <b>CAGE/CORE</b>        |
| Borosilicate Microglass   | Polypropylene Polyester  | Polypropylene Polyester                          | Polypropylene Polyester |
| <b>SEALS</b>  |  |  |                         |
| Buna N   Fluorocarbon   EPDM   Silicone   FEP Encapsulated Fluorocarbon   FEP Encapsulated Silicone   PTFE Foam   PTFE Hard   |  |  |                         |
| <b>CONSTRUCTION METHOD</b>  |  |  |                         |
| Thermal Bond  |  |  |                         |
| <b>OUTSIDE DIAMETER</b>   |  |  |                         |
| 2.68" (6.81cm)  |  |  |                         |
| <b>LENGTHS</b>  |  |  |                         |
| 5 inch (12.7 cm)   10 inch (25.4 cm)   20 inch (50.8 cm)   30 inch (76.2 cm)   40 inch (102 cm)   |  |  |                         |
| <b>EFFICIENCY</b>   |  |  |                         |
| IKG0.5 — BETA100 @ 0.5µm<br>IKG1 — BETA100 @ 1µm  | IKG3 — BETA100 @ 3µm<br>IKG6 — BETA100 @ 6µm<br>IKG10 — BETA100 @ 10µm | IKG20 — BETA100 @ 20µm<br>IKG40 — BETA100 @ 40µm |                         |



## ORDER OPTIONS

|  |  |
|--|--|
| <b>CARTRIDGE</b>                             |  |
| IKG  | Ink-Jet IKG  |
| <b>MICRON RATINGS</b>                        |  |
| 0.5, 1, 3, 6, 10, 20, 40                     |  |
| <b>CARTRIDGE LENGTH</b>                      |  |
| 5, 10, 20, 30, 40                            |  |
| <b>PLEAT SUPPORT</b>                         |  |
| PE<br>PP                                     | Polyester<br>Polypropylene   |
| <b>END CAP CONFIGURATIONS</b>                |  |
| C1<br>C2<br>C3<br>C4<br>C5<br>C6<br>C7<br>C8 | Double Open Ends<br>213/Recessed Cup<br>Flat/222<br>Single Open End/Flat<br>Recessed Cup/222<br>Flat/226<br>Fin/226<br>Fin/222 |
| <b>GASKET/O-RING MATERIAL</b>                |  |
| S<br>B<br>V<br>E<br>TF<br>TH<br>TV<br>TS     | Silicone<br>Buna N<br>Fluorocarbon<br>EPDM<br>PTFE Foam<br>PTFE Hard<br>Encapsulated Fluorocarbon<br>Encapsulated Silicone     |
| <b>CARTRIDGE OPTIONS</b>                     |  |
| I<br>APH                                     | 316 SS Insert<br>All Polyester Hardware  |

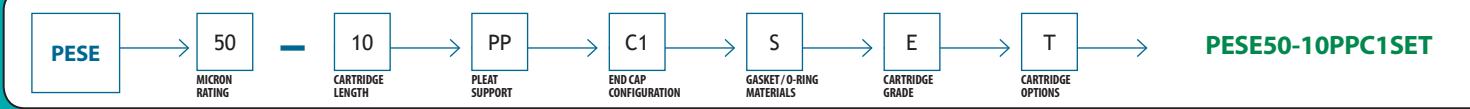
# PES-E

Polyethersulfone For Microelectronics

- ▶ HIGH PURITY CHEMICAL FILTRATION
- ▶ LIQUID CLARIFICATION
- ▶ GENERAL WATER FILTRATION
- ▶ SEMICONDUCTOR ELECTRONICS
- ▶ DEIONIZED WATER SYSTEMS



## ORDER GUIDE



Strainrite's PES-E was developed for microelectronics industry where a high degree of particle retention and/or constant bacterial barrier for effective sterilization is required.

Hydrophilic asymmetric polyethersulfone membranes ensure excellent flow rates, broad chemical compatibility, low protein binding, low extractability, high mechanical strength, and temperature resistance in a variety of applications in the microelectronics industry. The PES-E is 100% integrity testable and utilizes Strainrite's double rinse process to ensure extremely low extractables. Polyethersulfone offers a broad range of chemical compatibility and temperature performance.

The PES-E meets USP Biological Reactivity Test, in vivo for class VI-121°C plastics. Sterilizable using industry recognized and accepted methods.



- ▶ HIGH SURFACE AREA MEMBRANE OFFERS EXCELLENT LIFE AND FLUX RATES WHILE PROVIDING ABSOLUTE FILTRATION
- ▶ ABSOLUTE-RATED MEMBRANE PROVIDES RELIABLE, CONSISTENT AND REPEATABLE FILTRATE QUALITY
- ▶ LOW PRESSURE DROPS YIELD HIGHER FLOW RATES AND REDUCED PROCESSING TIME
- ▶ NON-FIBER SHEDDING POLYPROPYLENE SUPPORT MATERIALS ELIMINATE FIBER MIGRATION
- ▶ INTEGRITY TESTABLE
- ▶ MAXIMUM PLEAT DESIGN FOR GREATER SURFACE AREA, ENSURING LONGER SERVICE LIFE, FEWER CHANGE OUTS AND REDUCED OPERATING COSTS PER ELEMENT
- ▶ THERMALLY BONDED CONSTRUCTION WITHOUT THE USE OF ADHESIVES OR BINDERS, RESULTING IN LOWER EXTRACTABLES
- ▶ HIGH STRENGTH DESIGN ALLOWING FOR EXTENDED USE

### NEED A VESSEL FOR YOUR CARTRIDGES?

For the PES-E, the following vessel types are most commonly used:

SRC—PAGE 128

As always, discuss your options with your local sales representative to find the best fit for your application.

| ABSOLUTE RATED RETENTION (NANOMETERS)   |               |   |               |
|---|---------------|---|---------------|
| 50, 100, 200, 450, 650, 800, 1200   |               |   |               |
| MAXIMUM DIFFERENTIAL PRESSURE   |               |   |               |
| Forward:<br>75 psid (5.1 bar) @ 75°F (24°C)<br>40 psid (2.8 bar) @ 180°F (82°C)   |               | Reverse:<br>50 psid (3.4 bar) @ 75°F (24°C) |               |
| MAXIMUM OPERATING TEMPERATURE   |               |   |               |
| 180°F (82°C) Continuous Duty Polypropylene  |               |   |               |
| TOXICITY  |               |   |               |
| Cartridge materials meet USP Class VI and CFR 21 for food and beverage contact  |               |   |               |
| STERILIZATION   |               |   |               |
| Cartridge can be sterilized via steam or Autoclave: 20 times at 275°F (135°C)<br>Cartridge may be sanitized in place with common sanitizing agents, contact factory for chemical compatibility  |               |   |               |
| DI WATER SPECIFICATIONS   |               |   |               |
| All Cartridges are 18 megohm flushed  |               |   |               |
| PACKAGING ECONOMY   |               |   |               |
| Bulk packaging in case quantities to reduce material disposal:<br>5 inch - 48 per carton   10 inch - 24 per carton   20 inch - 12 per carton   30 inch - 12 per carton   40 inch - 9 per carton |               |   |               |
| FILTER MEDIA  | END CAPS      | PLEAT SUPPORT MATERIAL                      | CAGE/CORE     |
| Polyethersulfone  | Polypropylene | Polypropylene                               | Polypropylene |
| SEALS   |               |   |               |
| Buna N   Fluorocarbon   EPDM   Silicone   FEP Encapsulated Fluorocarbon   FEP Encapsulated Silicone   PTFE Foam   PTFE Hard   |               |   |               |
| CONSTRUCTION METHOD   |               |   |               |
| Thermal Bond  |               |   |               |
| OUTSIDE DIAMETER  |               | APPROXIMATE SURFACE AREA                    |               |
| 2.7" (6.87cm)   |               | 6.8 square feet per 10" equivalent          |               |
| LENGTHS   |               |   |               |
| 5 inch (12.7 cm)   10 inch (25.4 cm)   20 inch (50.8 cm)   30 inch (76.2 cm)   40 inch (102 cm)   |               |   |               |
| PERFORMANCE CHARACTERISTICS   |               |   |               |

## ORDER OPTIONS

| CARTRIDGE                         |                           |
|-----------------------------------|---------------------------|
| PESE                              | PES-E                     |
| NANOMETER RATINGS                 |                           |
| 50, 100, 200, 450, 650, 800, 1200 |                           |
| CARTRIDGE LENGTH                  |                           |
| 5, 10, 20, 30, 40                 |                           |
| PLEAT SUPPORT                     |                           |
| PP                                | Polypropylene             |
| END CAP CONFIGURATIONS            |                           |
| C1                                | Double Open Ends          |
| C2                                | 213/Recessed Cup          |
| C3                                | Flat/222                  |
| C4                                | Single Open End/Flat      |
| C5                                | Recessed Cup/222          |
| C6                                | Flat/226                  |
| C7                                | Fin/226                   |
| C8                                | Fin/222                   |
| GASKET / O-RING MATERIAL          |                           |
| S                                 | Silicone                  |
| B                                 | Buna N                    |
| V                                 | Fluorocarbon              |
| E                                 | EPDM                      |
| TF                                | PTFE Foam                 |
| TH                                | PTFE Hard                 |
| TV                                | Encapsulated Fluorocarbon |
| TS                                | Encapsulated Silicone     |
| CARTRIDGE GRADE                   |                           |
| E                                 | Electronics               |
| CARTRIDGE OPTIONS                 |                           |
| I                                 | 316 SS Insert             |
| T                                 | Integrity Tested          |

# Vent-MAXX

Double Layer PTFE for Sterilization in Air & Vent Gas Applications

- ▶ FERMENTER INLET AIR
- ▶ STERILE PROCESS AIR
- ▶ STERILE VENTING OF TANKS
- ▶ EXHAUST VENTING



## ORDER GUIDE



Strainrite's Vent-Maxx gas sterilizing filters set a new standard for PTFE membrane elements. These filters utilize a technologically advanced membrane in our unique pleat construction to deliver unrivalled efficiency, superior strength, and high flow rates.

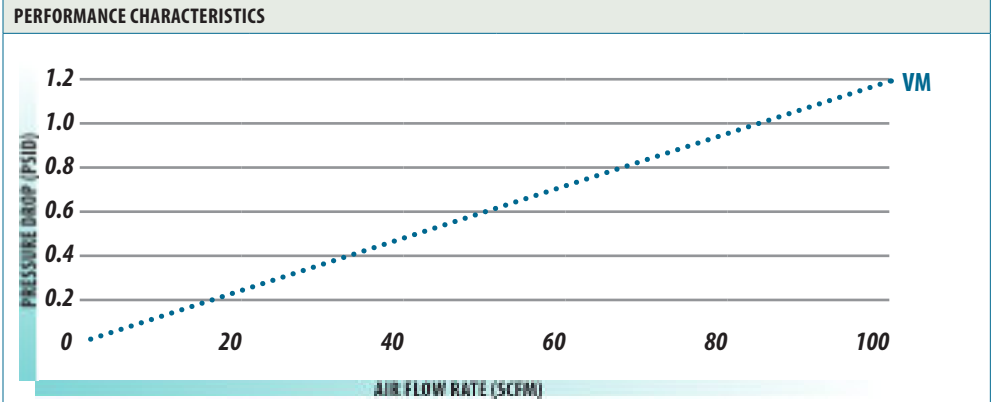
Vent-Maxx double layer PTFE membrane filters are designed to remove microorganisms, particulate, and moisture in your most demanding air and gas applications. These liquid validated sterilizing grade filters are designed to meet the highest levels of security required in the pharmaceutical, food and beverage, and biopharmaceutical industries.

Vent-Maxx filters conform to USP Class VI – 121oC and 21 CFR Part 177. Strainrite delivers clear solutions to your air and gas filtration applications.



- ▶ PTFE MEMBRANES
- ▶ INHERENTLY HYDROPHOBIC MEDIA
- ▶ 100% INTEGRITY TESTED
- ▶ HIGH SURFACE AREA
- ▶ STERILIZING GRADE IN LIQUIDS
- ▶ VIRUS RETENTIVE IN GASES
- ▶ THERMALLY BONDED CONSTRUCTION
- ▶ WATER INTRUSION TESTABLE
- ▶ QUALITY CONTROL CERTIFICATE WITH EVERY FILTER
- ▶ FDA LISTED MATERIALS PER CFR 21
- ▶ CAN BE STEAM STERILIZED MULTIPLE TIMES IN SITU FOR LONGER FILTER LIFE
- ▶ MANUFACTURED IN CERTIFIED CLEAN ROOMS

| MAXIMUM DIFFERENTIAL PRESSURE  |                     |   |                     |
|--|---------------------|---|---------------------|
| Forward:<br>75 psid (5.1 bar) @ 75°F (24°C)<br>40 psid (2.8 bar) @ 180°F (82°C)  |                     | Reverse:<br>50 psid (3.4 bar) @ 75°F (24°C) |                     |
| MAXIMUM OPERATING TEMPERATURE  |                     |   |                     |
| 180°F (82°C) Continuous Duty   |                     |   |                     |
| TOXICITY   |                     |   |                     |
| Cartridge materials meet USP Class VI and CFR 21 for food and beverage contact   |                     |   |                     |
| STERILIZATION  |                     |   |                     |
| Vent-Maxx cartridges have been validated for bacterial removal in air at an aerosol bacterial challenge level of Brevundimonas diminuta at 10 <sup>7</sup> per cm <sup>2</sup> per ASTM (F 838-05)<br>Liquid challenge validated as sterilizing grade filter at a challenge level of Brevundimonas diminuta at 10 <sup>7</sup> per cm <sup>2</sup> per ASTM (F 838-05)<br>Water Intrusion Test (WIT) value of > 60 psi with a WIT not to exceed 75 psi |                     |   |                     |
| PACKAGING ECONOMY  |                     |   |                     |
| Bulk packaging in case quantities to reduce material disposal:<br>5 inch - 48 per carton   10 inch - 24 per carton   20 inch - 12 per carton   30 inch - 12 per carton   |                     |   |                     |
| FILTER MEDIA   | END CAPS/ CAGE/CORE | PLEAT SUPPORT MATERIAL                      | END CAP INSERT      |
| Double Layer PTFE  | Polypropylene       | Polypropylene                               | 316 Stainless Steel |
| SEALS  |                     | CONSTRUCTION METHOD                         |                     |
| Fluorocarbon   Silicone  |                     | Thermal Bond                                |                     |
| OUTSIDE DIAMETER   |                     | APPROXIMATE SURFACE AREA                    |                     |
| 2.7" (6.87cm)  |                     | 7.5 square feet per 10" equivalent          |                     |
| LENGTHS  |                     |   |                     |
| 5 inch (12.7 cm)   10 inch (25.4 cm)   20 inch (50.8 cm)   30 inch (76.2 cm)   |                     |   |                     |
| INTEGRITY TEST VALUES  |                     |   |                     |
| All cartridges are integrity tested prior to shipment using pressure decay test method. Values below are for cartridges wetted with 100% IPA.  |                     |   |                     |
| CARTRIDGE  | TEST PRESSURE       | DIFFUSIONAL FLOW                            |                     |
| 10"  | 14 psi              | 25mL/min                                    |                     |
| 20"  | 14 psi              | 50mL/min                                    |                     |
| 30"  | 14 psi              | 75mL/min                                    |                     |



## ORDER OPTIONS

| CARTRIDGE                |  |
|--------------------------|--|
| VM                       | Vent-MAXX                                  |
| CARTRIDGE LENGTH         |  |
| 5, 10, 20, 30            |  |
| END CAP CONFIGURATIONS   |  |
| C3<br>C6<br>C7<br>C8     | Flat/222<br>Flat/226<br>Fin/226<br>Fin/222 |
| GASKET / O-RING MATERIAL |  |
| S<br>V                   | Silicone<br>Fluorocarbon                   |
| CARTRIDGE GRADE          |  |
| 2                        | Pharmaceutical                             |

### NEED A VESSEL FOR YOUR CARTRIDGES?

For the Vent-MAXX, the following vessel types are most commonly used:

SRCT—PAGE 126

As always, discuss your options with your local sales representative to find the best fit for your application.

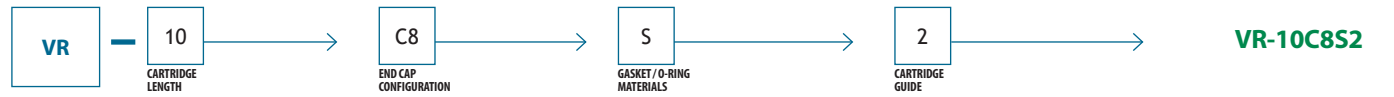
# Vent-Rite

Pleated PTFE for Sterilization in Air & Vent Gas Applications

- ▶ FERMENTER INLET AIR
- ▶ STERILE PROCESS AIR
- ▶ STERILE VENTING OF TANKS
- ▶ EXHAUST VENTING



## ORDER GUIDE



Strainrite's **Vent-Rite** hydrophobic, sterilizing PTFE membrane filters provide the highest levels of security in demanding air and gas applications. These filters are designed to remove microorganisms, particulate and moisture. Strainrite's optimized design ensures exceptional gas flow rate and throughput for the biopharmaceutical, food and beverage markets.

**Vent-Rite** filters are designed for applications that require particulate security to 0.003µm in gas and air and 0.2µm in liquids. Strainrite delivers value and security with these aerosol validated cartridges.

**Vent-Rite** meets USP Biological Reactivity Test Criteria, is non-fiber-releasing, and manufactured to withstand multiple sterilization cycles, when using industry recognized and accepted methods.



- ▶ PTFE MEMBRANES
- ▶ INHERENTLY HYDROPHOBIC MEDIA
- ▶ 100% INTEGRITY TESTED
- ▶ HIGH SURFACE AREA
- ▶ AEROSOL VALIDATED
- ▶ VIRUS RETENTIVE IN GASES
- ▶ THERMALLY BONDED CONSTRUCTION
- ▶ WATER INTRUSION TESTABLE
- ▶ QUALITY CONTROL CERTIFICATE WITH EVERY FILTER
- ▶ FDA LISTED MATERIALS PER CFR 21
- ▶ CAN BE STEAM STERILIZED MULTIPLE TIMES IN SITU FOR LONGER FILTER LIFE
- ▶ MANUFACTURED IN CERTIFIED CLEAN ROOMS

| MAXIMUM DIFFERENTIAL PRESSURE   |                     |   |                     |
|---|---------------------|---|---------------------|
| Forward:<br>75 psid (5.1 bar) @ 75°F (24°C)<br>40 psid (2.8 bar) @ 180°F (82°C)   |                     | Reverse:<br>50 psid (3.4 bar) @ 75°F (24°C) |                     |
| MAXIMUM OPERATING TEMPERATURE   |                     |   |                     |
| 180°F (82°C) Continuous Duty  |                     |   |                     |
| TOXICITY  |                     |   |                     |
| Cartridge materials meet USP Class VI and CFR 21 for food and beverage contact  |                     |   |                     |
| STERILIZATION   |                     |   |                     |
| Vent-Rite cartridges have been validated for bacterial removal in air at an aerosol bacterial challenge level of <i>Brevundimonas diminuta</i> at 10 <sup>7</sup> per cm <sup>2</sup> per ASTM (F 838-05) |                     |   |                     |
| PACKAGING ECONOMY   |                     |   |                     |
| Bulk packaging in case quantities to reduce material disposal:<br>5 inch - 48 per carton   10 inch - 24 per carton   20 inch - 12 per carton   30 inch - 12 per carton                                    |                     |   |                     |
| FILTER MEDIA  | END CAPS/ CAGE/CORE | PLEAT SUPPORT MATERIAL                      | END CAP INSERT      |
| PTFE  | Polypropylene       | Polypropylene                               | 316 Stainless Steel |
| SEALS   |                     | CONSTRUCTION METHOD                         |                     |
| Fluorocarbon   Silicone   |                     | Thermal Bond                                |                     |
| OUTSIDE DIAMETER  |                     | APPROXIMATE SURFACE AREA                    |                     |
| 2.7" (6.87cm)   |                     | 8.5 square feet per 10" equivalent          |                     |
| LENGTHS   |                     |   |                     |
| 5 inch (12.7 cm)   10 inch (25.4 cm)   20 inch (50.8 cm)   30 inch (76.2 cm)  |                     |   |                     |
| INTEGRITY TEST VALUES   |                     |   |                     |
| All cartridges are integrity tested prior to shipment using pressure decay test method. Values below are for cartridges wetted with 100% IPA.   |                     |   |                     |
| CARTRIDGE   | TEST PRESSURE       | DIFFUSIONAL FLOW                            |                     |
| 10"   | 14 psi              | 100mL/min                                   |                     |
| 20"   | 14 psi              | 200mL/min                                   |                     |
| 30"   | 14 psi              | 300mL/min                                   |                     |
| PERFORMANCE CHARACTERISTICS   |                     |   |                     |
|   |                     |   |                     |

## ORDER OPTIONS

| CARTRIDGE                |  |
|--------------------------|--|
| VR                       | Vent-Rite                                  |
| CARTRIDGE LENGTH         |  |
| 5, 10, 20, 30            |  |
| END CAP CONFIGURATIONS   |  |
| C3<br>C6<br>C7<br>C8     | Flat/222<br>Flat/226<br>Fin/226<br>Fin/222 |
| GASKET / O-RING MATERIAL |  |
| S<br>V                   | Silicone<br>Fluorocarbon                   |
| CARTRIDGE GRADE          |  |
| 2                        | Pharmaceutical                             |

### NEED A VESSEL FOR YOUR CARTRIDGES?

For the Vent-Rite, the following vessel types are most commonly used:

SRCT—PAGE 126


As always, discuss your options with your local sales representative to find the best fit for your application.

# MAXX-Cap

Single-Use / Multi-Use Ultrapure Polypropylene Capsules

- ▶ ULTRAPURE CHEMICAL
- ▶ BIO-PHARMACEUTICAL
- ▶ HIGH VALUE PRODUCTS
- ▶ BIO-TECHNOLOGY
- ▶ OPHTHALMICS
- ▶ FOOD AND BEVERAGE PROCESSING INKS

## ORDER GUIDE



The Strainrite **MAXX-Cap** capsule is made of ultrapure polypropylene using FDA compliant materials. The **MAXX-Cap** was designed for single-use and multi-use applications. Strainrite's depth filters and our complete line of membranes can be installed in our proprietary capsule design.

D1/O1 - Sanitary



D2/O2 - 1/2" Female NPT



D3/O3 - 1/4" Hose Barb



D4/O4 - 1/2" Hose Barb



D5/O5 - Graduated Hose Barb



Our proprietary design utilizes an inlet and outlet vent for confident start up and safe efficient processing. Strainrite offers a wide array of materials from the innovative SG to our charged modified CN as well as absolute and nominal media like polypropylene and microglass. Strainrite capsules will also accept our sterile air and vent product line, the Vent Maxx and Vent Rite.

**MAXX-Cap** is available in sizes from 5" to 40". Strainrite offers the advantages of a capsule with low internal void space, that reduces valuable product loss by reducing your process costs. All Strainrite capsules are adaptable for use with sanitary fittings that can be autoclaved. Strainrite **MAXX-Cap** capsules may be integrated into existing capsule applications.

Made of 100% polypropylene, Strainrite's capsule design incorporates thermal bonding. Thermal bonding provides an integral fit that requires no glues, binders, surfactants or adhesives. This design ensures low extractable filtrate when incorporated with our low extractable 100% clean room manufactured cartridges.

- ▶ RELIABLE NON-FIBER RELEASING MATERIALS
- ▶ NO ADDITIVES OR GLUE
- ▶ ALL MATERIALS OF CONSTRUCTION ARE FDA COMPLIANT WITH CFR TITLE 21
- ▶ THERMALLY BONDED CONSTRUCTION WITHOUT THE USE OF ADHESIVES OR BINDERS, RESULTING IN LOWER EXTRACTABLES
- ▶ HIGH STRENGTH DESIGN ALLOWING FOR EXTENDED USE AND MULTI-AUTOCLEASE CYCLES



|   |   |  |                         |
|---|---|--|-------------------------|
| <b>MAXIMUM PRESSURE</b>   |   |  |                         |
| 70 psi @ 70°F (21.1°C)  |   |  |                         |
| <b>MAXIMUM OPERATING TEMPERATURE</b>  |   |  |                         |
| 180°F (82°C) Continuous Duty  |   |  |                         |
| <b>TOXICITY</b>   |   |  |                         |
| Cartridge materials meet USP Class VI and CFR 21 for food and beverage contact                  |   |  |                         |
| <b>STERILIZATION</b>  |   |  |                         |
| Autoclave: May be autoclaved 3 times for 60 minutes. Not in line steam sterilizable.            |   |  |                         |
| <b>PACKAGING ECONOMY</b>  |   |  |                         |
| Bulk packaging in case quantities to reduce material disposal:                                  |   |  |                         |
| 5 inch - Individually Boxed - 6 case / 9 case quantity  |   | 20 inch - Individually Boxed - 6 case quantity |                         |
| 10 inch - Individually Boxed - 6 case / 12 case quantity  |   | 30 inch - Individually Boxed - 6 case quantity |                         |
|   |   | 40 inch - Individually Boxed                   |                         |
| <b>MEMBRANE MEDIA</b>   | <b>PLEATED DEPTH MEDIA</b>                          | <b>PLEAT SUPPORT MATERIAL</b>                  | <b>CAPSULE HARDWARE</b> |
| Polyethersulfone<br>Polysulfone<br>Nylon  | Borosilicate Microglass<br>Polypropylene Microfiber | Polypropylene<br>Polyester                     | Polypropylene           |
| <b>END CAPS</b>   | <b>CARTRIDGE SEALS</b>                              |  |                         |
| Polypropylene   | Buna N   Fluorocarbon   EPDM   Silicone             |  |                         |
| <b>CAGE/CORE</b>  | <b>CAPSULE VENT SEALS</b>                           |  |                         |
| Polypropylene   | Buna N   Fluorocarbon   EPDM   Silicone             |  |                         |
| <b>OUTSIDE DIAMETER</b>   |   | <b>CONSTRUCTION METHOD</b>                     |                         |
| 3.5" (8.89cm)   |   | Thermal Bond                                   |                         |
| <b>NOMINAL LENGTHS</b>  |   |  |                         |
| 5 inch (12.7 cm)   10 inch (25.4 cm)   20 inch (50.8 cm)   30 inch (76.2 cm)   40 inch (102 cm) |   |  |                         |

## ORDER OPTIONS

| CAPSULE   |   |
|---|---|
| MC  | MAXX-Cap                                |
| NOMINAL LENGTHS                                     |   |
| 5, 10, 20, 30, 40                                   |   |
| INLET DESIGN  |   |
| D1  | 1", 1.5" sanitary                       |
| D2  | 0.5" female NPT                         |
| D3  | 0.25" hose barb                         |
| D4  | 0.5" hose barb                          |
| D5  | 0.25" / 0.375" / 0.5" stepped hose barb |
| OUTLET DESIGN                                       |   |
| O1  | 1", 1.5" sanitary                       |
| O2  | 0.5" female NPT                         |
| O3  | 0.25" hose barb                         |
| O4  | 0.5" hose barb                          |
| O5  | 0.25" / 0.375" / 0.5" stepped hose barb |
| CARTRIDGE STYLE<br>MICRON RATING<br>CARTRIDGE GUIDE |   |
| See Inset Chart For Available Options               |   |
| CARTRIDGE O-RING                                    |   |
| S   | Silicone                                |
| B   | Buna N                                  |
| V   | Fluorocarbon                            |
| E   | EPDM                                    |
| GI  | Gamma Irradiation*                      |

| CARTRIDGE STYLE                       | MICRON RATING   | CARTRIDGE GRADE |             |           |               |                |               |
|---------------------------------------|---|-----------------|-------------|-----------|---------------|----------------|---------------|
|                                       |   | - General       | 1 FDA Grade | 2 Pharma. | 5 Water Grade | SG Sterilizing | E Electronics |
| PRMXE (Pur-MAXX E)                    | 0.04, 0.1, 0.2, 0.45, 0.65, 0.8, 1.2  |                 | X           | X         | X             |                |               |
| PRMXS (Pur-MAXX S)                    | 0.03, 0.05, 0.10, 0.2, 0.45, 0.65   | X               | X           |           | X             |                |               |
| PRMXN (Pur-MAXX N)                    | 0.1, 0.2, 0.45, 0.65, 0.8, 1.2  | X               | X           | X         | X             |                |               |
| PRMXCN (Pur-MAXX CN)                  | 0.04, 0.1, 0.2, 0.45, 0.65, 0.8, 1.2  | X               | X           | X         | X             |                |               |
| PRMXT (Pur-MAXX T)                    | 0.1, 0.2  | X               | X           | X         |               |                |               |
| PRMXCN (Pur-MAXX C)                   | 0.1, 0.2, 0.45, 0.65, 0.8, 1.2  | X               | X           | X         |               |                |               |
| DMX (Duo-MAXX)                        | <i>Many options available; please contact customer service or inquire with a sales representative to learn more</i> |                 |             |           |               |                |               |
| PMX (Poly-MAXX)                       | 1, 1.5, 2.5, 5, 10, 15, 20, 40, 70  | X               | X           | X         |               |                |               |
| PMXG (Poly-MAXX G)                    | 0.25, 0.5, 1, 2.5, 5, 8, 12, 20, 30, 50   | X               | X           | X         |               |                |               |
| SPMX (Poly-MAXX Select)               | 1, 1.5, 3, 5, 10, 15, 20, 40, 70, 90  | X               | X           | X         |               |                |               |
| FMX (Fiber-MAXX)                      | 0.8, 0.9*, 1, 2*, 3, 5, 10, 15* <small>*Not Available in FDA Grade</small>  | X               | X           | X         |               |                |               |
| FMXG (Fiber-MAXX G)                   | 0.2, 0.45, 0.65, 1, 5, 10   | X               | X           | X         |               |                |               |
| CPP (Continuous Pleat)                | 0.2, 0.5, 1, 2.5, 5, 10, 15, 20, 40, 70   | X               |             |           | X             |                |               |
| HSLP (Continuous High Solids Loading) | 1, 2.5, 5, 10, 15, 20, 25, 35, 70, 90, 120  | X               | X           |           |               |                |               |
| CFP (Continuous Fiber Pleat)          | 0.25, 0.45, 0.65, 1, 5, 10  | X               | X           |           |               |                |               |
| BVM (Bev-MAXX)                        | 0.2, 0.45, 0.65   | X               |             |           |               |                |               |
| BVR (Bev-Rite)                        | 0.2, 0.45, 0.65, 0.8  | X               |             |           |               |                |               |
| GR (Guard-Rite)                       | 561, 562, 563, 568  |                 | X           |           |               |                |               |
| VNXE (Vino-MAXX E)                    | 0.45, 0.65  | X               |             |           |               |                |               |
| TR (Trap-Rite)                        | 1, 5, 10  | X               | X           |           |               |                |               |
| PRMXE (Pur-MAXX E SG)                 | 0.2   |                 |             |           |               | X              |               |
| EDXCN (Endo-MAXX CN)                  | 0.1, 0.2  | X               |             |           |               |                |               |
| IKP (Ink Jet IKP)                     | 0.3, 0.5, 1, 3, 5, 10, 15, 20, 40, 70, 90   | X               |             |           |               |                |               |
| IKS (Ink Jet Select)                  | 0.3, 0.5, 1, 3, 5, 10, 15, 20, 40, 70, 90   | X               |             |           |               |                |               |
| IKG (Ink Jet IKG)                     | 0.5, 1, 3, 6, 10, 20, 40  | X               |             |           |               |                |               |
| PESE (PES-E)                          | 50, 100, 200, 450, 650, 800, 1200 <small>Nanometer ratings</small>  |                 |             |           |               |                | X             |
| VM (Vent-MAXX)                        | -   |                 |             | X         |               |                |               |
| VR (Vent-Rite)                        | -   |                 |             | X         |               |                |               |

\*Available only for Pur-Maxx E SG

| Code   Cartridge Style                           | Micron Rating  | Length                                      |
|--|--|---|
| MPE (Mem-Pleat E) / PRMXE (Pur-MAXX E)           | 0.04, 0.1, 0.2, 0.45, 0.65, 0.8, 1.2                                       | 5, 10, 20, 30, 40                           |
| MPS (Mem-Pleat S) / PRMXS (Pur-MAXX S)           | 0.03, 0.05, 0.10, 0.2, 0.45, 0.65  | 5, 10, 20, 30, 40                           |
| MPN (Mem-Pleat N) / PRMXN (Pur-MAXX N)           | 0.1, 0.2, 0.45, 0.65, 0.8, 1.2   | 5, 10, 20, 30, 40                           |
| MPCN (Mem-Pleat CN) / PRMXCN (Pur-MAXX CN)       | 0.04, 0.1, 0.2, 0.45, 0.65, 0.8, 1.2                                       | 5, 10, 20, 30, 40                           |
| MPT (Mem-Pleat T) / PRMXT (Pur-MAXX T)           | 0.1, 0.2   | 5, 10, 20, 30, 40                           |
| MPC (Mem-Pleat C) / PRMXC (Pur-MAXX C)           | 0.1, 0.2, 0.45, 0.65, 0.8, 1.2   | 5, 10, 20, 30, 40                           |
| PP (Pur-Pleat) / PMX (Poly-MAXX)                 | 1, 1.5, 2.5, 5, 10, 15, 20, 40, 70   | 5, 10, 20, 30, 40                           |
| PPG (Pur-Pleat G) / PMXG (Poly-MAXX G)           | 0.25, 0.5, 1, 2.5, 5, 8, 12, 20, 30, 50                                    | 5, 10, 20, 30, 40                           |
| SPP (Pur-Pleat Select) / SPMX (Poly-MAXX Select) | 1, 1.5, 3, 5, 10, 15, 20, 40, 70, 90                                       | 5, 10, 20, 30, 40                           |
| GP (Glass-Pleat) / FMX (Fiber-MAXX)              | 0.8, 0.9*, 1, 2*, 3, 5, 10, 15* <small>*Not Available in FDA Grade</small> | 5, 10, 20, 30, 40                           |
| GPG (Glass-Pleat G) / FMXG (Fiber-MAXX G)        | 0.2, 0.45, 0.65, 1, 5, 10  | 5, 10, 20, 30, 40                           |
| GPGA (Glass-Pleat GA) / FMXGA (Fiber-MAXX GA)    | 0.2, 0.45, 1, 3, 5, 10, 20   | 5, 10, 20, 30, 40                           |
| CPP (Continuous Pleat)                           | 0.2, 0.5, 1, 2.5, 5, 10, 15, 20, 40, 70                                    | 10, 20, 30, 40                              |
| HSLP (Continuous Pleat High Solids Loading)      | 1, 2.5, 5, 10, 15, 20, 25, 35, 70, 90, 120                                 | 10, 20, 30, 40                              |
| CFP (Continuous Fiber Pleat)                     | 0.25, 0.45, 0.65, 1, 5, 10   | 10, 20, 30, 40                              |
| GPVS (Glass Pleat Value Series)                  | 0.25, 0.45, 1, 3, 5, 20  | 10, 20, 30, 40                              |
| CRB (CRB-Pleat)                                  | 1, 5, 10, 25, 50, 75, 100, 200   | 9.75, 10, 19.5, 20, 29.25, 29.5, 30, 39, 40 |
| BVM (Bev-MAXX)                                   | 0.2, 0.45, 0.65  | 5, 10, 20, 30, 40                           |
| BVR (Bev-Rite)                                   | 0.2, 0.45, 0.65, 0.8   | 5, 10, 20, 30, 40                           |
| GR (Guard-Rite)                                  | 561, 562, 563, 568   | 5, 10, 20, 30, 40                           |
| VNXE (Vino-MAXX E)                               | 0.45, 0.65   | 5, 10, 20, 30, 40                           |
| TR (Trap-Rite)                                   | 1, 5, 10   | 5, 10, 20, 30, 40                           |
| APC (Aqua-Pro Cartridge)                         | CB   | 5, 10, 20, 30, 40                           |
| MPE (Mem-Pleat E SG) / PRMXE (Pur-MAXX E SG)     | 0.2  | 5, 10, 20, 30, 40                           |
| EDXCN (Endo-MAXX CN)                             | 0.1, 0.2   | 5, 10, 20, 30, 40                           |
| IKP (Ink Jet IKP)                                | 0.3, 0.5, 1, 3, 5, 10, 15, 20, 40, 70, 90                                  | 5, 10, 20, 30, 40                           |
| IKS (Ink Jet Select)                             | 0.3, 0.5, 1, 3, 5, 10, 15, 20, 40, 70, 90                                  | 5, 10, 20, 30, 40                           |
| IKG (Ink Jet IKG)                                | 0.5, 1, 3, 6, 10, 20, 40   | 5, 10, 20, 30, 40                           |
| PESE (PES-E)                                     | 50, 100, 200, 450, 650, 800, 1200 <small>Nanometer ratings</small>         | 5, 10, 20, 30, 40                           |
| VM (Vent-MAXX)                                   | N/A  | 5, 10, 20, 30                               |
| VR (Vent-Rite)                                   | N/A  | 5, 10, 20, 30                               |

GF - Borosilicate Microglass  
MF - Polypropylene Microfiber

| Code   Cartridge Style  | Code   Prefilter | Micron Rating                        | Code   Membrane       |
|---|------------------|--------------------------------------|-----------------------|
| DP (Duo-Pleat) / DMX (Duo-MAXX) <small>Polyethersulfone Membrane</small>  | GF, MF           | 0.04, 0.1, 0.2, 0.45, 0.65, 0.8, 1.2 | E (Polyethersulfone)  |
| DP (Duo-Pleat) / DMX (Duo-MAXX) <small>Nylon Membrane</small>             | GF, MF           | 0.1, 0.2, 0.45, 0.65, 0.8, 1.2       | N (Nylon)             |
| DP (Duo-Pleat) / DMX (Duo-MAXX) <small>Polypropylene Membrane</small>     | GF, MF           | 0.03, 0.05, 0.1, 0.2, 0.45, 0.65     | P (Polypropylene)     |
| DP (Duo-Pleat) / DMX (Duo-MAXX) <small>Cellulose Acetate Membrane</small> | GF, MF           | 0.1, 0.2, 0.45, 0.65, 0.8, 1.2       | C (Cellulose Acetate) |

| Pleat Support | End Cap                        | Gasket/O-Ring Material     | Cartridge Grade | Options         |
|---------------|--------------------------------|----------------------------|-----------------|-----------------|
| PE, PP        | C1, C2, C3, C4, C5, C6, C7, C8 | S, B, V, E, TF, TH, TV, TS | -, 1, 2, 5      | I, DIF, APH, SP |
| N/A           | C1, C2, C3, C4, C5, C6, C7, C8 | S, B, V, E, TF, TH, TV, TS | -, 1, 5         | I, DIF, SP      |
| PE, PP        | C1, C2, C3, C4, C5, C6, C7, C8 | S, B, V, E, TF, TH, TV, TS | -, 1, 2, 5      | I, DIF, APH, SP |
| PE, PP        | C1, C2, C3, C4, C5, C6, C7, C8 | S, B, V, E, TF, TH, TV, TS | -, 1, 2, 5      | I, DIF, APH, SP |
| N/A           | C1, C2, C3, C4, C5, C6, C7, C8 | S, B, V, E, TF, TH, TV, TS | -, 2            | I, DIF, SP      |
| PE, PP        | C1, C2, C3, C4, C5, C6, C7, C8 | S, B, V, E, TF, TH, TV, TS | -, 1, 2         | I, DIF, APH, SP |
| N/A           | C1, C2, C3, C4, C5, C6, C7, C8 | S, B, V, E, TF, TH, TV, TS | -, 1, 2         | I, DIF, SP      |
| N/A           | C1, C2, C3, C4, C5, C6, C7, C8 | S, B, V, E, TF, TH, TV, TS | -, 1, 2         | I, DIF, SP      |
| PE, PP        | C1, C2, C3, C4, C5, C6, C7, C8 | S, B, V, E, TF, TH, TV, TS | -, 1, 2         | I, DIF, APH, SP |
| PE, PP        | C1, C2, C3, C4, C5, C6, C7, C8 | S, B, V, E, TF, TH, TV, TS | -, 1, 2         | I, DIF, APH, SP |
| PE, PP        | C1, C2, C3, C4, C5, C6, C7, C8 | S, B, V, E, TF, TH, TV, TS | -, 1            | I, DIF, APH, SP |
| N/A           | C1, C2, C3, C4, C5, C6, C7, C8 | S, B, V, E, TF, TH, TV, TS | -, 5            | I, MC           |
| N/A           | C1, C2, C3, C4, C5, C6, C7, C8 | S, B, V, E, TF, TH, TV, TS | -, 1            | I, MC           |
| N/A           | C1, C2, C3, C4, C5, C6, C7, C8 | S, B, V, E, TF, TH, TV, TS | -, 1            | I, MC           |
| PE            | C1, C2, C3, C4, C5, C6, C7, C8 | S, B, V, E, TF, TH, TV, TS | N/A             | PE              |
| N/A           | C1, C2, C3, C4, C5, C6, C7, C8 | S, B, V, E, TF, TH, TV, TS | N/A             | MC, APH         |
| PP            | C3, C6, C7, C8                 | S, E                       | N/A             | N/A             |
| PP            | C1, C3, C6, C7, C8             | S, E                       | N/A             | N/A             |
| PE, PP        | C1, C2, C3, C4, C5, C6, C7, C8 | S, B, V, E, TF, TH, TV, TS | 1               | DIF             |
| PP            | C3, C6, C7, C8                 | S, E                       | N/A             | N/A             |
| PP            | C1, C2, C3, C4, C5, C6, C7, C8 | S, B, V, E, TF, TH, TV, TS | -, 1            | I, MC           |
| N/A           | C3, C6, C7, C8                 | S, E                       | N/A             | N/A             |
| PP            | C3, C6, C7, C8                 | S, B, V, E                 | SG              | N/A             |
| PE, PP        | C3, C6, C7, C8                 | S, E                       | N/A             | N/A             |
| PP            | C1, C2, C3, C4, C5, C6, C7, C8 | S, B, V, E, TF, TH, TV, TS | N/A             | I               |
| PP            | C1, C2, C3, C4, C5, C6, C7, C8 | S, B, V, E, TF, TH, TV, TS | N/A             | I               |
| PE, PP        | C1, C2, C3, C4, C5, C6, C7, C8 | S, B, V, E, TF, TH, TV, TS | N/A             | I, APH          |
| PP            | C1, C2, C3, C4, C5, C6, C7, C8 | S, B, V, E, TF, TH, TV, TS | E               | I, T            |
| N/A           | C3, C6, C7, C8                 | S, V                       | 2               | N/A             |
| N/A           | C3, C6, C7, C8                 | S, V                       | 2               | N/A             |

PE - Polyester  
PP - Polypropylene

C1 - Double Open Ends  
C2 - 213/Recessed Cup  
C3 - Flat/222  
C4 - Single Open End/Flat  
C5 - Recessed Cup/222  
C6 - Flat/226  
C7 - Fin/226  
C8 - Fin/222

S - Silicone  
B - Buna N  
V - Fluorocarbon  
E - EPDM  
TF - PTFE Foam  
TH - PTFE Hard  
TV - Encapsulated Fluoro.  
TS - Encapsulated Silicone

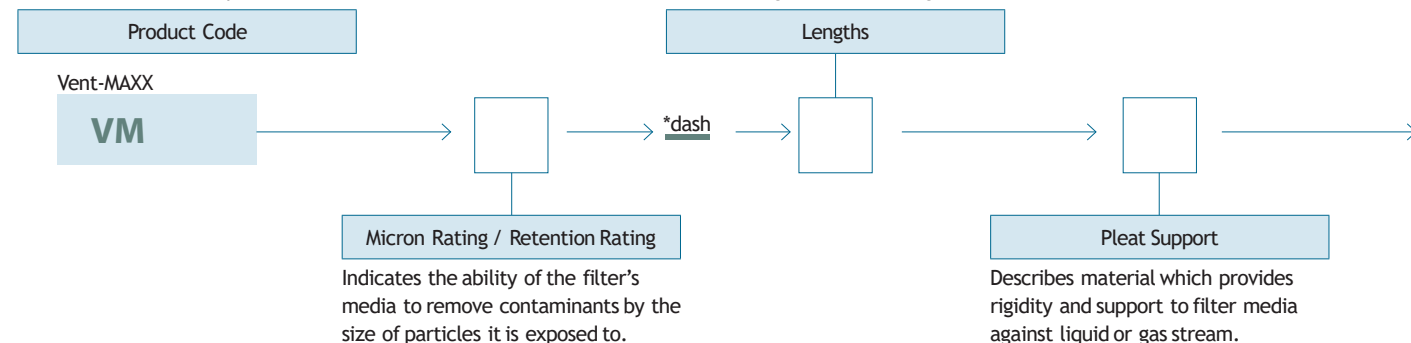
- - General  
1 - FDA Grade  
2 - Pharmaceutical  
5 - Water  
E - Electronic  
SG - Sterilizing Grade

I - 316 Stainless Steel Insert  
DIF - DI Flush  
APH - All Polyester Hardware  
MC - Molded Cage  
PE - Polyester Cage/Core/End Caps  
T - Integrity Tested

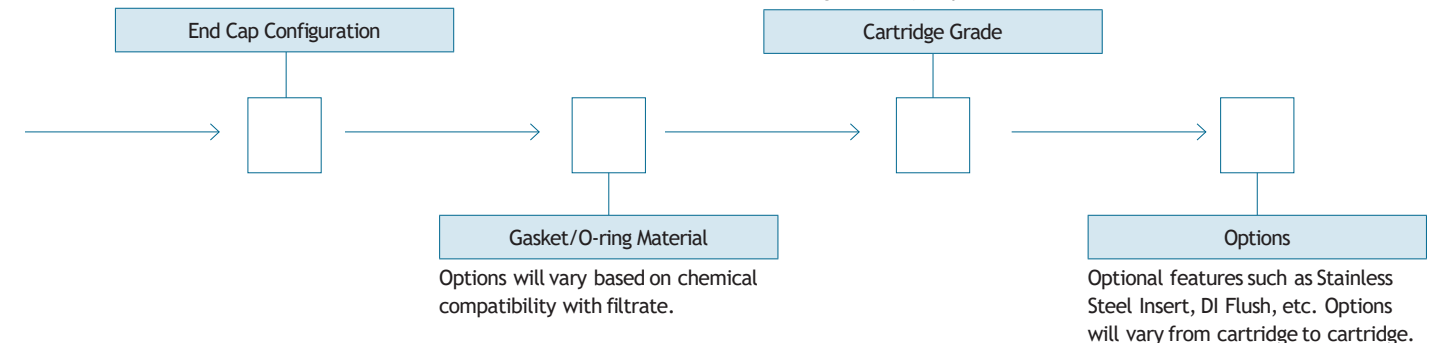
| Pleat  | Length            | End Cap                        | Gasket/O-Ring Material     | Cartridge Grade | Options |
|--------|-------------------|--------------------------------|----------------------------|-----------------|---------|
| PE, PP | 5, 10, 20, 30, 40 | C1, C2, C3, C4, C5, C6, C7, C8 | S, B, V, E, TF, TH, TV, TS | N/A             | I, DIF  |
| PE, PP | 5, 10, 20, 30, 40 | C1, C2, C3, C4, C5, C6, C7, C8 | S, B, V, E, TF, TH, TV, TS | N/A             | I, DIF  |
| PE, PP | 5, 10, 20, 30, 40 | C1, C2, C3, C4, C5, C6, C7, C8 | S, B, V, E, TF, TH, TV, TS | N/A             | I, DIF  |
| PE, PP | 5, 10, 20, 30, 40 | C1, C2, C3, C4, C5, C6, C7, C8 | S, B, V, E, TF, TH, TV, TS | N/A             | I, DIF  |

## Part Number Assembly

Describes the filtration product.



Industry standard, molded end cap configurations which correspond to vessel specifications.






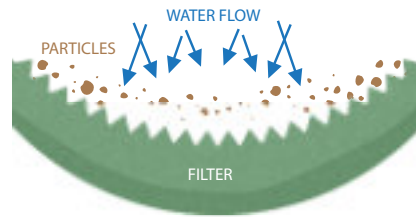
# MADD-MAXX LARGE DIAMETER HYBRID FILTERS

MAXX-I MIZE YOUR EXISTING BAG FILTER HOUSING

**MADD-MAXX** combines the advantages of typical bag filtration — ease of use, and exceptional dirt holding capacity — with the high efficiency and performance of cartridge filtration.



The inside-out flow design ensures that unwanted contaminants stay inside the element during change out, virtually eliminating the possibility of downstream contamination.



INSIDE-OUT FLOW ON SELECT MODELS

- increased surface area
- lower pressuredrop
- longer cartridge life

## TABLE OF CONTENTS

|   |    |
|---|----|
| Microglass Hybrid Elements                      |    |
| <b>Absolute-Rated Microglass</b>                | 74 |
| MADD-MAXX GF                                    |    |
| Polypropylene Hybrid Elements                   |    |
| <b>Absolute-Rated Polypropylene</b>             | 76 |
| MADD-MAXX MF                                    |    |
| <b>Polypropylene Felt</b>                       | 78 |
| MADD-MAXX XL                                    |    |
| <b>Polypropylene for High-Purity Water</b>      | 80 |
| AQUA-MAXX                                       |    |
| <b>Multi-Layer Polypropylene</b>                | 82 |
| CLARI-MAXX                                      |    |
| Resin-Bonded Hybrid Elements                    |    |
| <b>Resin-Bonded Polyester</b>                   | 84 |
| VISC-MAXX                                       |    |
| Specialty Housing Hybrid Elements               |    |
| <b>Microglass / Polypropylene - 6.75" OD</b>    | 86 |
| MAXX-Flow                                       |    |
| <b>HSL Microglass / HSL Polypro. - 6.75" OD</b> | 88 |
| MAXX-Trap                                       |    |
| <b>Polypropylene - 6.5" OD w/ 226 O-ring</b>    | 90 |
| MAXX-Pro  |    |
| <b>Microglass / Polypropylene - 6.25" OD</b>    | 92 |
| High-Flow                                       |    |
| <b>Microglass / Polypro. / Polyester- 4" OD</b> | 94 |
| MADD-MAXX JR                                    |    |
| <b>Microglass / Polypro. / Membrane- 2" OD</b>  | 96 |
| BREVI-MAXX                                      |    |



## END CAP CONFIGURATIONS

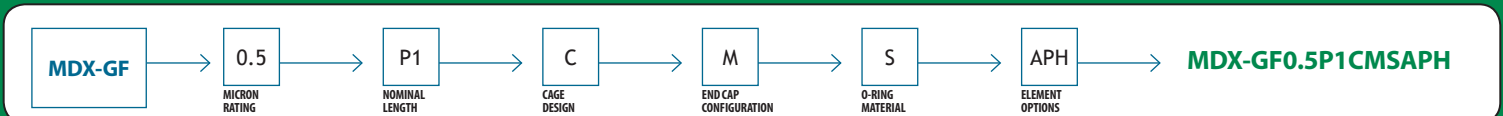
| End-Type   | End Description | Strainrite Housing  |
|------------|-----------------|---|
| Cartridges | Bags            |   |
|            |                 | <p><b>PR/S*/SS: Rings</b></p> <p>For bag filters</p> <p>*S represents the code for Carbon Steel rings in bags. Where it appears in cartridges, it refers to the S-Top, as indicated below</p> <p>SRL<br/>SRHD<br/>SRID<br/>SRVB<br/>SRMB<br/>SRMS</p>               |
|            |                 | <p><b>P: P-Flange Top</b></p> <p>For bag filters, MADD-MAXX &amp; Visc-MAXX filters</p> <p>SRID<br/>SRHD<br/>SRMB<br/>SRMS</p>  |
|            |                 | <p><b>S: S-Top with O-ring</b></p> <p>For MADD-MAXX &amp; Visc-MAXX filters</p> <p>This is the preferred type of seal, for the listed housings, to prevent bypass in critical applications.</p> <p>SRID<br/>SRHD<br/>SRMB<br/>SRMS</p>                              |
|            |                 | <p><b>M: M-Flange Top</b></p> <p>For bag filters, MADD-MAXX, &amp; Visc-MAXX filters</p> <p>SRVB<br/>single and multi-bag</p>   |
|            |                 | <p><b>C: C-Top with O-ring</b></p> <p>For MADD-MAXX &amp; Visc-MAXX filters</p> <p>Fits competitor housing only*</p> <p>*These are designed for competitor vessels that employ filter bags with spring-steel sealing bands; fit verification check is necessary</p> |

# MADD-MAXX GF

Absolute-Rated Microglass Hybrid Elements

- ▶ FOOD AND BEVERAGE
- ▶ DI/RO PREFILTRATION
- ▶ EDIBLE OILS
- ▶ REAGENT GRADE CHEMICALS
- ▶ GENERAL WATER FILTRATION
- ▶ WASTE WATER
- ▶ AMINE FLUIDS
- ▶ GLYCOL FLUIDS

## ORDER GUIDE



Strainrite's MADD-MAXX GF filters are engineered for critical high purity applications, optimizing throughput while maintaining an absolute rated performance that is consistent and reliable. Our microglass filter elements feature a media structure with high surface area and increased void volume, as well as optimized pore size geometry.

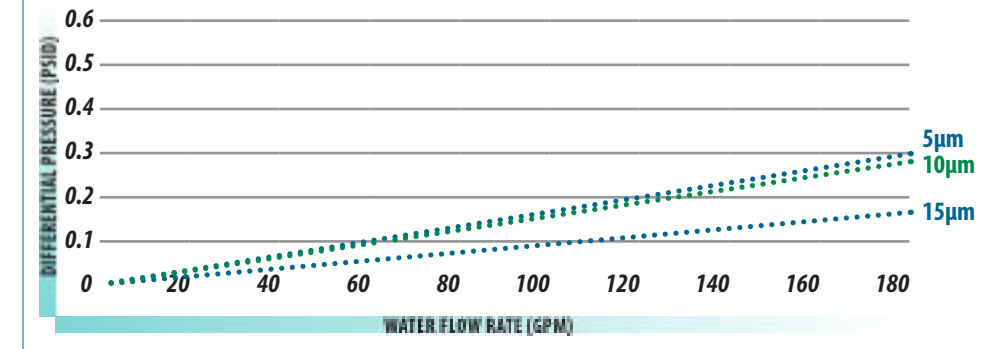
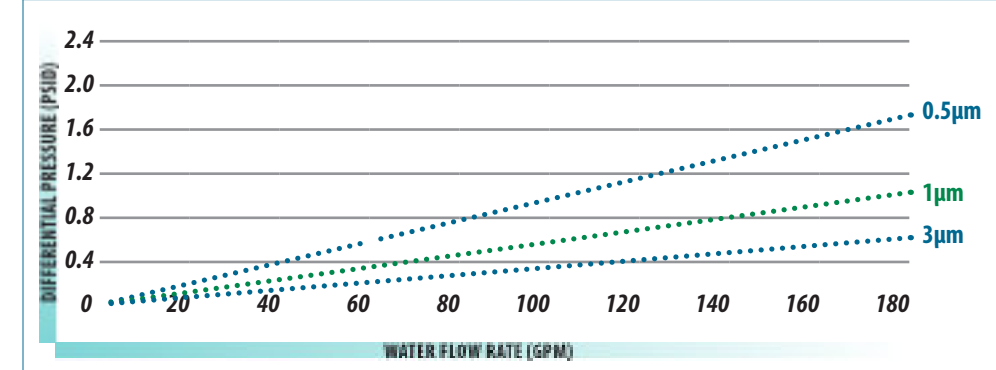
Precision blowing of fine denier fibers results in a highly uniform matrix that optimizes element flow rate and service life. This advanced fine fiber technology outperforms all competing microfiber technologies. MADD-MAXX GF filter elements increase filtration efficiency of any existing bag filter vessel versus conventional filter bags.

MADD-MAXX GF pleated elements are the preferred choice for filtering beverages such as beer and wine because they do not remove flavor enhancing proteins. We utilize acrylic binders that meet the requirements of CFR 21 for food and beverage contact.\* Our standard elements utilize an epoxy binder, providing the MADD-MAXX with a greater range of chemical compatibility in a wider range of applications.



- ▶ ABSOLUTE-RATED MEDIA PROVIDES RELIABLE PORE SIZE CONTROL RESULTING IN REPEATABLE FILTRATION PERFORMANCE
- ▶ LOWER PRESSURE DROPS YIELD HIGHER FLOW RATES AND REDUCED PROCESSING TIME
- ▶ WIDE CHEMICAL COMPATIBILITY
- ▶ MAXIMUM PLEAT DESIGN COUPLED WITH NON-CALENDERED MICROFIBER MATRIX OFFERS GREATER SURFACE AREA, ENSURING LONGER SERVICE LIFE, LESS DOWNTIME, AND REDUCED OPERATING COSTS PER ELEMENT
- ▶ STANDARD GRADE UTILIZES AN EPOXY BINDER, FDA GRADE UTILIZES AN ACRYLIC BINDER\*
- ▶ THERMALLY BONDED CONSTRUCTION, ELIMINATING PARTICLE BYPASS

| MICRON RATING   |                         |                               |                         |
|---|-------------------------|-------------------------------|-------------------------|
| 0.5, 1, 3, 5, 10, 15  |                         |                               |                         |
| MAXIMUM OPERATING TEMPERATURE   |                         | MAXIMUM DIFFERENTIAL PRESSURE |                         |
| 180°F (82°C) Continuous Duty Polypropylene<br>300°F (149°C) Continuous Duty Polyester |                         | 25 PSID @ 70°F (21°C)         |                         |
| FILTER MEDIA  | HARDWARE                | SUPPORT MATERIAL              | CAGE                    |
| Borosilicate Microglass   | Polypropylene Polyester | Polypropylene Polyester       | Polypropylene Polyester |
| O-RINGS   |                         |                               |                         |
| Buna N   Fluorocarbon   EPDM   Silicone   |                         |                               |                         |
| CONSTRUCTION METHOD   |                         |                               |                         |
| Thermal Bond  |                         |                               |                         |
| NOMINAL TOP OUTSIDE DIAMETER  |                         |                               |                         |
| 6.5" - 7.5"   |                         |                               |                         |
| NOMINAL SURFACE AREA  |                         |                               |                         |
| P1 - 17 square feet   P2 - 40 square feet   P3 - 46 square feet   P4 - 60 square feet |                         |                               |                         |
| NOMINAL LENGTHS   |                         |                               |                         |
| P1 - 12" (30.5 cm)   P2 - 26" (66.3 cm)   P3 - 30" (76.5 cm)   P4 - 40" (102 cm)      |                         |                               |                         |
| PERFORMANCE CHARACTERISTICS P4 FILTER   |                         |                               |                         |



## ORDER OPTIONS

| ELEMENT  |                            |
|--|----------------------------|
| MDX-GF   | Madd-MAXX GF               |
| MICRON RATINGS                                       |                            |
| 0.5, 1, 3, 5, 10, 15                                 |                            |
| CARTRIDGE LENGTH                                     |                            |
| P1   | 12" (30.5 cm)              |
| P2   | 26" (66.3 cm)              |
| P3   | 30" (76.5 cm)              |
| P4   | 40" (102 cm)               |
| CAGE DESIGN  |                            |
| C  | Plastic Polypropylene      |
| END CAP CONFIGURATION                                |                            |
| P  | P-Flange Top               |
| S  | S-Top with O-ring          |
| M  | M-Flange Top               |
| C  | C-Top with O-ring*         |
| <small>*All Polyester Hardware not available</small> |                            |
| O-RING MATERIAL                                      |                            |
| S  | Silicone (Standard O-ring) |
| B  | Buna N (Standard gasket)   |
| V  | Fluorocarbon               |
| E  | EPDM                       |
| ELEMENT OPTIONS                                      |                            |
| APH  | All Polyester Hardware     |

\*FDA grade available upon special request for certain micron ratings; please inquire with Strainrite customer service for more information.

### NEED A VESSEL FOR YOUR CARTRIDGES?

For the MADD-MAXX GF, the following vessel types are most commonly used:

- SRX—PAGE 134    SRHD—PAGE 136    SRID—PAGE 138    SRMX—PAGE 134    SRMB—PAGE 142

As always, discuss your options with your local sales representative to find the best fit for your application.

# MADD-MAXX MF

Absolute-Rated Polypropylene Hybrid Elements

- ▶ FOOD AND BEVERAGE
- ▶ DI/RO PREFILTRATION
- ▶ EDIBLE OILS
- ▶ REAGENT GRADE CHEMICALS
- ▶ GENERAL WATER FILTRATION
- ▶ WASTE WATER
- ▶ AMINE FLUIDS
- ▶ GLYCOL FLUIDS

Strainrite's MADD-MAXX MF filters are engineered for critical high purity applications, optimizing throughput while maintaining an absolute rated performance that is consistent and reliable. Our superior filter media is constructed on the latest continuous microfiber blowing equipment, which accurately controls fiber diameter and web design. This state-of-the-art equipment utilizes online monitoring equipment, delivering the industry's most uniform and consistent media, resulting in unparalleled product consistency.

This element combines the advantages of typical bag filtration, ease of use, and exceptional dirt holding capacity with the high efficiency and performance of cartridge filtration. The inside-out flow design ensures that unwanted contaminants stay inside the element during change out, virtually eliminating the possibility of downstream contamination. Our 100% polypropylene construction provides an excellent range of chemical compatibility for your most demanding applications. All materials of construction meet or exceed the requirements of CFR 21 for food and beverage contact.



- ▶ ABSOLUTE-RATED MEDIA PROVIDES RELIABLE, CONSISTENT AND REPEATABLE FILTRATION
- ▶ FASTER CHANGE-OUTS COMPARED TO STANDARD HIGH PERFORMANCE CARTRIDGES
- ▶ CONTAMINANTS ARE CAPTURED INSIDE THE ELEMENT, ELIMINATING DOWNSTREAM CONTAMINATION
- ▶ 100% POLYPROPYLENE, FDA COMPLIANT WITH CFR 21
- ▶ THERMALLY BONDED END CAPS
- ▶ SINGLE O-RING SEAL ENSURES A HERMETIC SEAL FOR HIGH PURITY APPLICATIONS
- ▶ MAXIMUM PLEAT DESIGN FOR GREATER SURFACE THAT ENSURES LONGER SERVICE LIFE, LESS DOWNTIME, AND REDUCED OPERATING COSTS PER ELEMENT
- ▶ LOWER PRESSURE DROPS YIELD HIGHER FLOW RATES AND REDUCED PROCESSING TIME

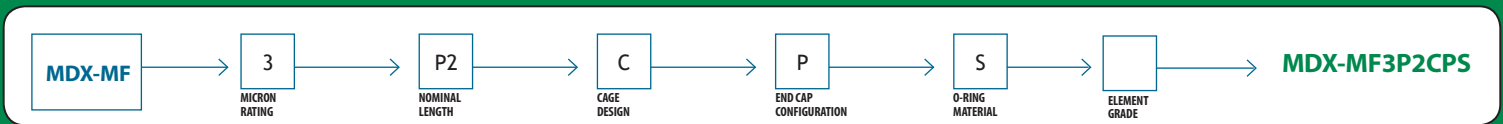
#### NEED A VESSEL FOR YOUR CARTRIDGES?

For the MADD-MAXX MF, the following vessel types are most commonly used:

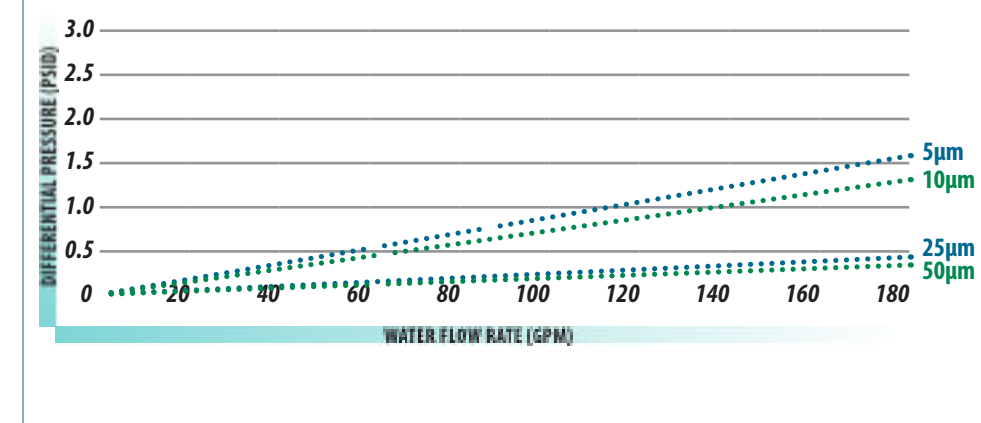
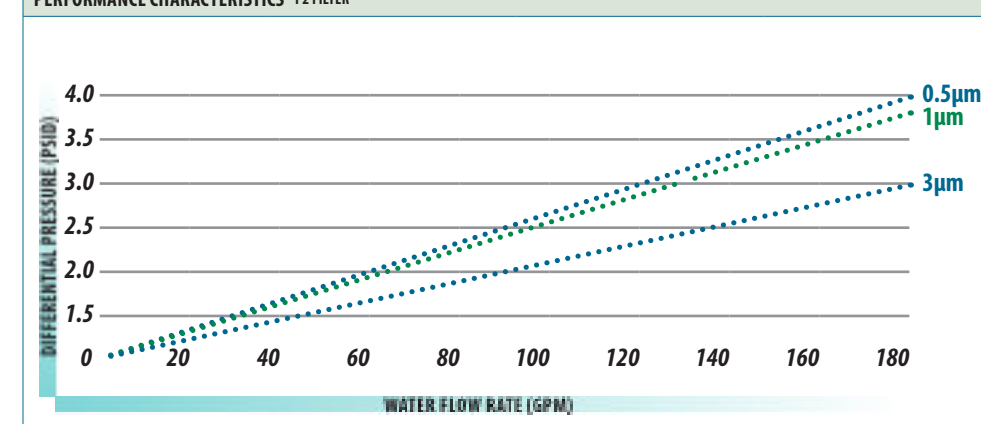
SRX—PAGE 134    SRHD—PAGE 136    SRID—PAGE 138    SRMX—PAGE 134    SRMB—PAGE 142

As always, discuss your options with your local sales representative to find the best fit for your application.

## ORDER GUIDE



| MICRON RATING   |               |                               |               |
|---|---------------|-------------------------------|---------------|
| 0.5, 1, 3, 5, 10, 25, 50  |               |                               |               |
| MAXIMUM OPERATING TEMPERATURE   |               | MAXIMUM DIFFERENTIAL PRESSURE |               |
| 180°F (82°C) Continuous Duty  |               | 25 PSID @ 70°F (21°C)         |               |
| FILTER MEDIA  | HARDWARE      | SUPPORT MATERIAL              | CAGE          |
| Polypropylene Microfiber  | Polypropylene | Polypropylene                 | Polypropylene |
| O-RINGS   |               |                               |               |
| Buna N   Fluorocarbon   EPDM   Silicone   |               |                               |               |
| CONSTRUCTION METHOD   |               |                               |               |
| Thermal Bond  |               |                               |               |
| NOMINAL TOP OUTSIDE DIAMETER  |               |                               |               |
| 6.5" - 7.5"   |               |                               |               |
| NOMINAL SURFACE AREA  |               |                               |               |
| P1 - 17 square feet   P2 - 40 square feet   P3 - 46 square feet   P4 - 60 square feet |               |                               |               |
| NOMINAL LENGTHS   |               |                               |               |
| P1 - 12" (30.5 cm)   P2 - 26" (66.3 cm)   P3 - 30" (76.5 cm)   P4 - 40" (102 cm)      |               |                               |               |
| PERFORMANCE CHARACTERISTICS P2 FILTER   |               |                               |               |



## ORDER OPTIONS

| ELEMENT                  |                            |
|--------------------------|----------------------------|
| MDX-MF                   | Madd-MAXX MF               |
| MICRON RATINGS           |                            |
| 0.5, 1, 3, 5, 10, 25, 50 |                            |
| CARTRIDGE LENGTH         |                            |
| P1                       | 12" (30.5 cm)              |
| P2                       | 26" (66.3 cm)              |
| P3                       | 30" (76.5 cm)              |
| P4                       | 40" (102 cm)               |
| CAGE DESIGN              |                            |
| C                        | Plastic Polypropylene      |
| END CAP CONFIGURATIONS   |                            |
| P                        | P-Flange Top               |
| S                        | S-Top with O-ring          |
| M                        | M-Flange Top               |
| C                        | C-Top with O-ring          |
| O-RING MATERIAL          |                            |
| S                        | Silicone (Standard O-ring) |
| B                        | Buna N (Standard gasket)   |
| V                        | Fluorocarbon *             |
| E                        | EPDM                       |
| * Item non FDA           |                            |
| ELEMENT GRADE            |                            |
| -                        | General                    |
| 1                        | FDA Grade                  |

- ▶ FOOD AND BEVERAGE
- ▶ DI/RO PREFILTRATION
- ▶ EDIBLE OILS
- ▶ REAGENT GRADE CHEMICALS
- ▶ GENERAL WATER FILTRATION
- ▶ WASTE WATER
- ▶ AMINE FLUIDS
- ▶ GLYCOL FLUIDS

## ORDER GUIDE



Strainrite's MADD-MAXX XL elements feature the proven benefits of small fiber diameter and a high void area, creating the perfect depth filter. These elements offer 5 to 10 times more surface area, depending upon chosen configuration and materials of construction. Coupled with a single O-ring postive seal, resulting in the most reliable, and versatile filters available.



- ▶ INCREASED SURFACE AREA OFFERS HIGHER FLOW CAPACITY IN EXISTING APPLICATIONS
- ▶ LOWER INITIAL DIFFERENTIAL PRESSURE, REDUCING FILTRATION COSTS, DUE TO LONGER ELEMENT LIFE
- ▶ SINGLE O-RING SEALING FLANGE FOR INCREASED EFFICIENCY
- ▶ THERMALLY BONDED END CAPS ELIMINATING BYPASS
- ▶ INTERNAL POLYMERIC PLEAT SEPARATOR TO ASSURE FULL UTILIZATION OF THE ENTIRE PLEAT SURFACE AREA

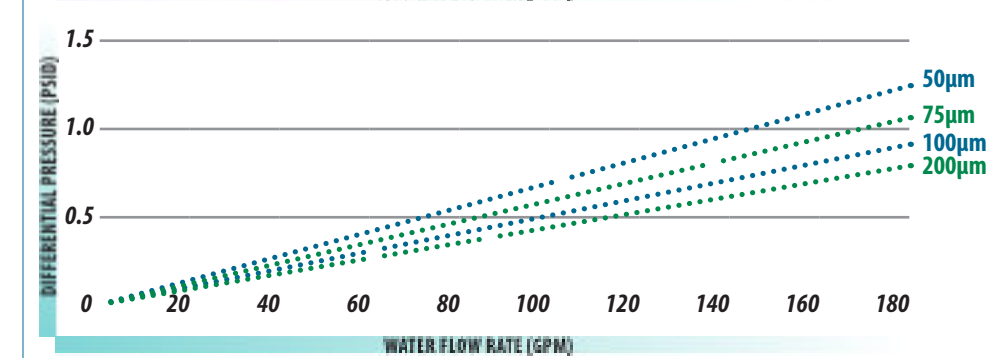
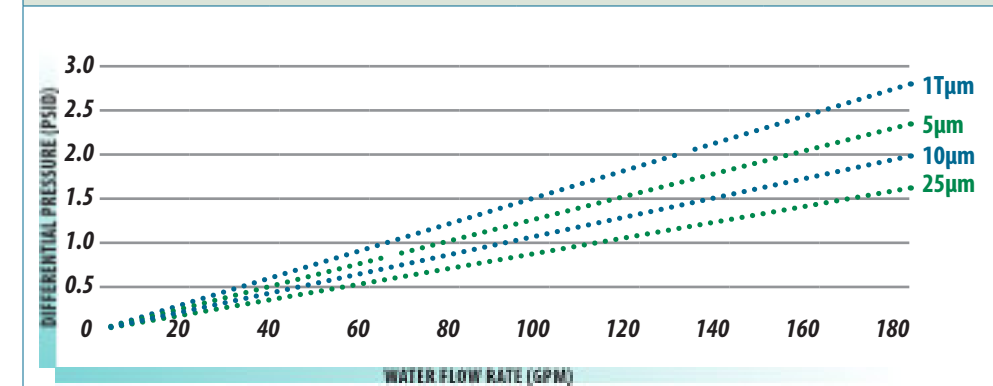
### NEED A VESSEL FOR YOUR CARTRIDGES?

For the MADD-MAXX XL, the following vessel types are most commonly used:

SRHD—PAGE 136    SRID—PAGE 138    SRMB—PAGE 142    SRVB—PAGE 140

As always, discuss your options with your local sales representative to find the best fit for your application.

| MICRON RATING  |               |                               |                                       |
|--|---------------|-------------------------------|---------------------------------------|
| 1T, 1, 5, 10, 25, 50, 75, 100, 200   |               |                               |                                       |
| MAXIMUM OPERATING TEMPERATURE  |               | MAXIMUM DIFFERENTIAL PRESSURE |                                       |
| 180°F (82°C) Continuous Duty   |               | 25 PSID @ 70°F (21°C)         |                                       |
| FILTER MEDIA   | HARDWARE      | SUPPORT MATERIAL              | CAGE                                  |
| Polypropylene Felt   | Polypropylene | Polypropylene                 | Polypropylene Rigid Resin Bonded Felt |
| O-RINGS  |               |                               |                                       |
| Buna N   Fluorocarbon   EPDM   Silicone  |               |                               |                                       |
| CONSTRUCTION METHOD  |               |                               |                                       |
| Thermal Bond   |               |                               |                                       |
| NOMINAL TOP OUTSIDE DIAMETER   |               |                               |                                       |
| 6.75" - 7.45"  |               |                               |                                       |
| NOMINAL SURFACE AREA   |               |                               |                                       |
| P1 - 8 square feet   P2 - 18 square feet   P3 - 22 square feet   P4 - 30 square feet |               |                               |                                       |
| NOMINAL LENGTHS  |               |                               |                                       |
| P1 - 12" (30.5 cm)   P2 - 26" (66.3 cm)   P3 - 30" (76.5 cm)   P4 - 40" (102 cm)     |               |                               |                                       |
| PERFORMANCE CHARACTERISTICS P2 FILTER  |               |                               |                                       |

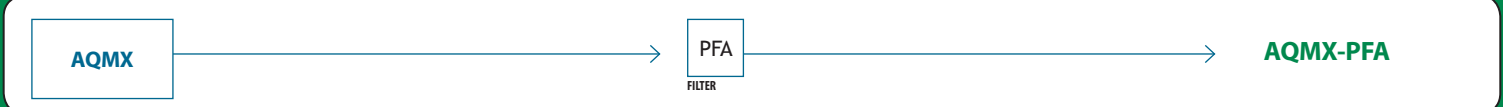


## ORDER OPTIONS

| ELEMENT                            |                            |
|------------------------------------|----------------------------|
| MDXL-SP                            | Madd-MAXX XL               |
| MICRON RATINGS                     |                            |
| 1T, 1, 5, 10, 25, 50, 75, 100, 200 |                            |
| CARTRIDGE LENGTH                   |                            |
| P1                                 | 12" (30.5 cm)              |
| P2                                 | 26" (66.3 cm)              |
| P3                                 | 30" (76.5 cm)              |
| P4                                 | 40" (102 cm)               |
| CAGE DESIGN                        |                            |
| C                                  | Plastic Polypropylene      |
| END CAP CONFIGURATIONS             |                            |
| P                                  | P-Flange Top               |
| S                                  | S-Top with O-ring          |
| M                                  | M-Flange Top               |
| C                                  | C-Top with O-ring          |
| O-RING MATERIAL                    |                            |
| S                                  | Silicone (Standard O-ring) |
| B                                  | Buna N (Standard gasket)   |
| V                                  | Fluorocarbon               |
| E                                  | EPDM                       |

- ▶ FOOD AND BEVERAGE
- ▶ HIGH PURITY WATER

## ORDER GUIDE



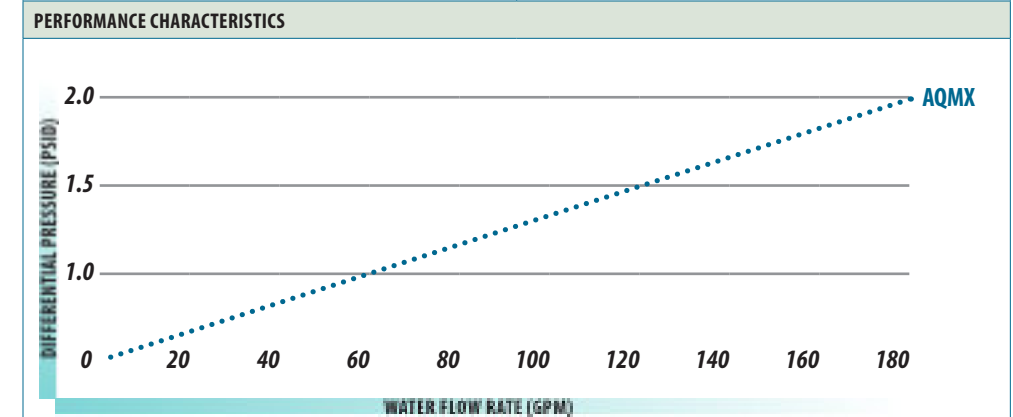
Strainrite's Aqua-MAXX [Hybrid Filter Technology] filters are engineered for critical high purity applications by optimizing throughput while maintaining absolute rated performance that is both predictable and repeatable. Our superior filter media is constructed on the latest Continuous Composite Microfiber blowing equipment, which accurately controls fiber diameter and web design. This state-of-the-art equipment utilizes online monitoring equipment, delivering the industry's most uniform and consistent media, resulting in unparalleled product consistency.

By combining high performance media in an Aqua-MAXX inside-out flow configuration, we have created the ultimate filter. This element combines the advantages of typical bag filtration, ease of use, and exceptional dirt holding capacity with the high efficiency and performance characteristics of cartridge filtration. The inside out flow design ensures that unwanted contaminants stay inside the element during change out, unlike typical cartridge filtration, virtually eliminating the possibility of downstream contamination. All materials of construction meet or exceed the requirements of CFR 21 for Food and Beverage contact.



- ▶ COMPLIES WITH ANSI/NSF STANDARD 53; MEETS THE REQUIREMENTS OF USP PLASTIC CLASS VI
- ▶ MEDIA PROVIDES RELIABLE, CONSISTENT AND REPEATABLE FILTRATION
- ▶ FASTER CHANGE-OUTS COMPARED TO STANDARD HIGH PERFORMANCE CARTRIDGES
- ▶ CONTAMINANTS ARE CAPTURED INSIDE THE ELEMENT, ELIMINATING DOWNSTREAM CONTAMINATION
- ▶ MAXIMUM FLOW RATES OF 50 GPM
- ▶ LOWER PRESSURE DROPS YIELD HIGHER FLOW RATES AND REDUCED PROCESSING TIME
- ▶ MAXIMUM PLEAT DESIGN FOR GREATER SURFACE THAT ENSURES LONGER SERVICE LIFE, LESS DOWNTIME, AND REDUCED OPERATING COSTS PER ELEMENT
- ▶ THERMALLY BONDED END CAPS
- ▶ DOUBLE 261 O-RING SEAL ENSURES A HERMETIC SEAL FOR CRITICAL HIGH PURITY APPLICATIONS
- ▶ COMPLIANT WITH FDA 21 CFR

|                                      |                                      |
|--------------------------------------|--------------------------------------|
| <b>MAXIMUM FLOW RATE</b>             |                                      |
| 50 gpm                               |                                      |
| <b>MAXIMUM OPERATING TEMPERATURE</b> | <b>MAXIMUM DIFFERENTIAL PRESSURE</b> |
| 180°F (82°C) Continuous Duty         | 25 PSID @ 70°F (21°C)                |
| <b>FILTER MEDIA</b>                  | <b>SUPPORT MATERIAL</b>              |
| Composite Polypropylene Microfiber   | Polypropylene                        |
| <b>HARDWARE</b>                      | <b>CAGE</b>                          |
| Polypropylene                        | Polypropylene                        |
| <b>O-RINGS</b>                       | <b>CONSTRUCTION METHOD</b>           |
| EPDM                                 | Thermal Bond                         |
| <b>NOMINAL TOP OUTSIDE DIAMETER</b>  | <b>NOMINAL LENGTHS</b>               |
| 7"                                   | 30" (76.5 cm)                        |



## ORDER OPTIONS

| ELEMENT    |  |
|------------|--|
| AQMX       | Aqua-MAXX  |
| FILTER     |  |
| PFA<br>FFA | Primary Filter (pre-filter)<br>Secondary Filter (final filter) |

### NEED A VESSEL FOR YOUR CARTRIDGES?

For the AQUA-MAXX, the following vessel types are most commonly used:

AQ2—PAGE 146

As always, discuss your options with your local sales representative to find the best fit for your application.

- ▶ FOOD AND BEVERAGE
- ▶ INK AND PAINT
- ▶ POTABLE WATER
- ▶ COATINGS
- ▶ CHEMICALS
- ▶ ELECTRONICS

## ORDER GUIDE



Strainrite continues its tradition of state-of-the-art advanced filtration innovation with the Clari-MAXX, a unique polypropylene depth filter that utilizes long strand small and large diameter fibers to provide a high solids loading, absolute-rated, pleated depth filter. This binder-free depth media is excellent for removing gels and offers five times the surface area compared with industry standard non-pleated depth filters. The increased surface area provides higher flow rates at reduced pressure, and results in increased filter life.

The Clari-MAXX Advantage:



Our 100% polypropylene construction provides an excellent range of chemical compatibility for your most demanding applications. All polypropylene construction materials are CFR 21 listed for direct food contact, which makes this filter ideal for a broad range of applications.

- 5 times more surface area than standard filters
- Small Fiber Diameter
- High Solids-Holding Volume

- ▶ EXQUISITELY CONTROLLED, STATE OF THE ART MEDIA PROVIDES RELIABLE, CONSISTENT AND REPEATABLE FILTRATION
- ▶ FASTER CHANGE-OUTS COMPARED TO STANDARD HIGH PERFORMANCE CARTRIDGES
- ▶ CONTAMINANTS ARE CAPTURED INSIDE THE ELEMENT, ELIMINATING DOWNSTREAM CONTAMINATION
- ▶ THERMALLY BONDED END CAPS
- ▶ DIRECT REPLACEMENT FOR PALL MARKSMAN™
- ▶ LOWER PRESSURE DROPS YIELD HIGHER FLOW RATES AND REDUCED PROCESSING TIME
- ▶ MAXIMUM PLEAT DESIGN FOR GREATER SURFACE THAT ENSURES LONGER SERVICE LIFE, LESS DOWNTIME, AND REDUCED OPERATING COSTS PER ELEMENT
- ▶ SINGLE O-RING SEAL ENSURES A HERMETIC SEAL FOR HIGH PURITY APPLICATIONS
- ▶ 100% POLYPROPYLENE, FDA COMPLIANT WITH CFR 21
- ▶ CUSTOM LENGTH OPTIONS TO ACCOMMODATE EXISTING BASKETS



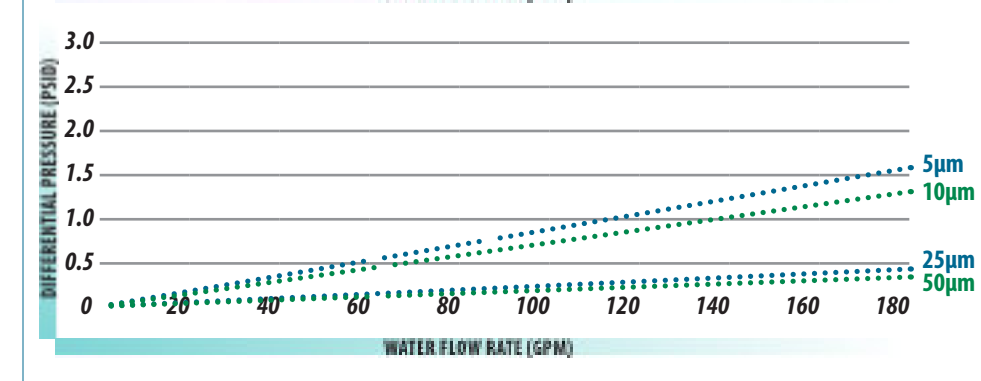
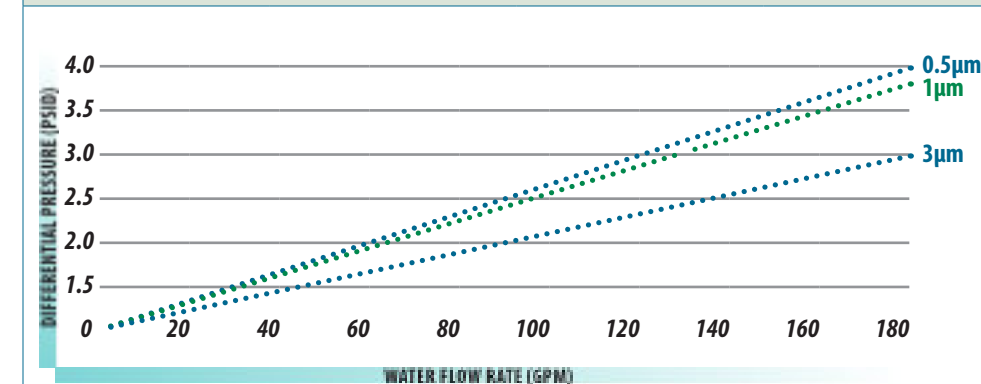
### NEED A VESSEL FOR YOUR CARTRIDGES?

For the CLARI-MAXX, the following vessel types are most commonly used:

SRHD—PAGE 136    SRID—PAGE 138    SRMB—PAGE 142    SRVB—PAGE 140

As always, discuss your options with your local sales representative to find the best fit for your application.

| MICRON RATING   |               | RECOMMENDED CHANGE-OUT        |               |
|---|---------------|-------------------------------|---------------|
| 1.5, 3, 4.5, 10, 20, 30, 70   |               | 35 psid                       |               |
| MAXIMUM OPERATING TEMPERATURE   |               | MAXIMUM DIFFERENTIAL PRESSURE |               |
| 180°F (82°C) Continuous Duty  |               | 25 PSID @ 70°F (21°C)         |               |
| FILTER MEDIA  | END CAPS      | SUPPORT MATERIAL              | MOLDED CAGE   |
| Multi-Layer Polypropylene Microfiber  | Polypropylene | Polypropylene                 | Polypropylene |
| O-RINGS   |               |                               |               |
| Buna N   Fluorocarbon   EPDM   Silicone   |               |                               |               |
| CONSTRUCTION METHOD   |               |                               |               |
| Thermal Bond  |               |                               |               |
| OUTSIDE DIAMETER  |               |                               |               |
| 6" (15.2 cm)  |               |                               |               |
| NOMINAL SURFACE AREA  |               |                               |               |
| P1 - 12 square feet   P2 - 23 square feet   P3 - 26 square feet   P4 - 48 square feet |               |                               |               |
| NOMINAL LENGTHS   |               |                               |               |
| P1 - 14" (35.7 cm)   P2 - 26" (66.3 cm)   P3 - 30" (76.5 cm)   P4 - 40" (102 cm)      |               |                               |               |
| PERFORMANCE CHARACTERISTICS P2 FILTER   |               |                               |               |

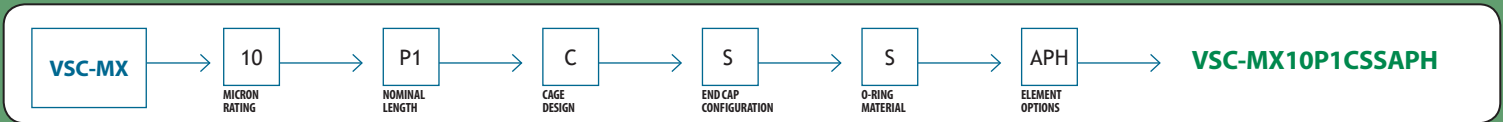


## ORDER OPTIONS

| ELEMENT                     |                       |
|-----------------------------|-----------------------|
| CMX                         | Clari-MAXX            |
| MICRON RATINGS              |                       |
| 1.5, 3, 4.5, 10, 20, 30, 70 |                       |
| CARTRIDGE LENGTH            |                       |
| P1                          | 14" (35.7 cm)         |
| P2                          | 26" (66.3 cm)         |
| P3                          | 30" (76.5 cm)         |
| P4                          | 40" (102 cm)          |
| CAGE DESIGN                 |                       |
| C                           | Plastic Polypropylene |
| END CAP CONFIGURATIONS      |                       |
| P                           | P-Flange Top          |
| S                           | S-Top with O-ring     |
| M                           | M-Flange Top          |
| C                           | C-Top with O-ring     |
| O-RING MATERIAL             |                       |
| S                           | Silicone              |
| B                           | Buna N                |
| V                           | Fluorocarbon          |
| E                           | EPDM                  |

- ▶ CUTTING FLUIDS
- ▶ ADHESIVES
- ▶ INKS, PAINTS AND COATINGS
- ▶ COOLANTS
- ▶ GLYCOL FLUIDS
- ▶ AMINE FLUIDS
- ▶ FINE CHEMICALS
- ▶ PLATING SOLUTIONS
- ▶ PETROCHEMICALS
- ▶ COOLING TOWERS
- ▶ DOWN WELL INJECTIONS

## ORDER GUIDE



Combining the advantages of resin-bonded cartridges, non-compressible media, and enhanced depth filtration, with the proven inside out flow advantages of bag filtration, makes the VISC-MAXX the optimum alternative to cartridge filtration.

The VISC-MAXX utilizes a phenolic treated polyester large fiber material in a gradient density pleat design to create the perfect resin bonded filter.

Our unique patent protected textile provides unsurpassed gel and particle removal due to maximized surface area and the true non-compressible depth design.

A chronic complaint of conventional resin-bonded cartridge users is post-filter fiber migration, which results in compromised product and a need to re-filter. Our proprietary textile eliminates these problems entirely. Cages can be designed with specific applications in mind. Choices include polypropylene, polyester and phenolic-treated polyester.



- ▶ INCREASED SURFACE AREA MEANS LONGER FILTER LIFE AND REDUCED DISPOSAL COST
- ▶ LONGER FILTER LIFE REDUCES LABOR TIME ASSOCIATED WITH CHANGE-OUTS
- ▶ HIGHER PRODUCTIVITY DUE TO LONGER RUN TIMES
- ▶ GRADIENT DENSITY DESIGN, PREVENTING PREMATURE BLINDING OF FINAL FILTRATION LAYER
- ▶ THERMALLY BONDED END CAPS ELIMINATE BYPASS
- ▶ ONE P1 SIZE ELEMENT REPLACES (40) 10" EQUIVALENT RESIN BONDED CARTRIDGES

### NEED A VESSEL FOR YOUR CARTRIDGES?

For the VISC-MAXX, the following vessel types are most commonly used:

SRHD—PAGE 136    SRID—PAGE 138    SRMB—PAGE 142    SRVB—PAGE 140

As always, discuss your options with your local sales representative to find the best fit for your application.

|   |                         |
|---|-------------------------|
| <b>MICRON RATING</b>  |                         |
| 1T, 1, 5, 10, 25, 50, 75, 100, 200  |                         |
| <b>MAXIMUM OPERATING TEMPERATURE</b>  |                         |
| 170°F (77°C) Continuous Duty Polypropylene<br>250°F (121°C) Continuous Duty Polyester |                         |
| <b>MAXIMUM DIFFERENTIAL PRESSURE</b>  |                         |
| 25 PSID @ 70°F (21°C)   |                         |
| <b>FILTER MEDIA</b>   | <b>HARDWARE</b>         |
| Phenolic treated long-fiber Polyester   | Polypropylene Polyester |
| <b>CAGE</b>   |                         |
| Polypropylene Polyester (P-Flange top and M-Flange top only)                          |                         |
| <b>O-RINGS</b>  |                         |
| Buna N   Fluorocarbon   EPDM   Silicone   |                         |
| <b>CONSTRUCTION METHOD</b>  |                         |
| Thermal Bond  |                         |
| <b>NOMINAL TOP OUTSIDE DIAMETER</b>   |                         |
| 6.75" - 7.45"   |                         |
| <b>NOMINAL SURFACE AREA</b>   |                         |
| P1 - 8 square feet   P2 - 18 square feet   P3 - 22 square feet   P4 - 30 square feet  |                         |
| <b>NOMINAL LENGTHS</b>  |                         |
| P1 - 12" (30.5 cm)   P2 - 26" (66.3 cm)   P3 - 30" (76.5 cm)   P4 - 40" (102 cm)      |                         |
| <b>PERFORMANCE CHARACTERISTICS P2 FILTER</b>  |                         |

## ORDER OPTIONS

| ELEMENT                               |                                  |
|---------------------------------------|----------------------------------|
| VSC-MX                                | Visc-MAXX                        |
| MICRON RATINGS                        |                                  |
| 1T, 1, 5, 10, 25, 50, 75, 100, 200    |                                  |
| CARTRIDGE LENGTH                      |                                  |
| P1                                    | 12" (30.5 cm)                    |
| P2                                    | 26" (66.3 cm)                    |
| P3                                    | 30" (76.5 cm)                    |
| P4                                    | 40" (102 cm)                     |
| CAGE DESIGN                           |                                  |
| C                                     | Plastic Polypropylene Polyester* |
| E                                     |                                  |
| *P-Flange Top, M-Flange Top only      |                                  |
| END CAP CONFIGURATION                 |                                  |
| P                                     | P-Flange Top                     |
| S                                     | S-Top with O-ring                |
| M                                     | M-Flange Top                     |
| C                                     | C-Top with O-ring*               |
| *All Polyester Hardware not available |                                  |
| O-RING MATERIAL                       |                                  |
| S                                     | Silicone (Standard O-ring)       |
| B                                     | Buna N (Standard gasket)         |
| V                                     | Fluorocarbon                     |
| E                                     | EPDM                             |
| ELEMENT OPTIONS                       |                                  |
| APH                                   | All Polyester Hardware           |

▶ 6.75" OD HOUSING

MAXX-Flow filters are engineered for critical high purity applications by optimizing throughput while maintaining absolute rated performance that is both predictable and repeatable. Our polypropylene filter media is constructed on the latest continuous microfiber blowing equipment, which accurately controls fiber diameter and web design.

This state-of-the-art equipment utilizes online monitoring equipment, delivering the industry's most uniform and consistent media, resulting in unparalleled product consistency. Our microglass filter elements feature a media structure with high surface area and increased void volume, as well as optimized pore size geometry.

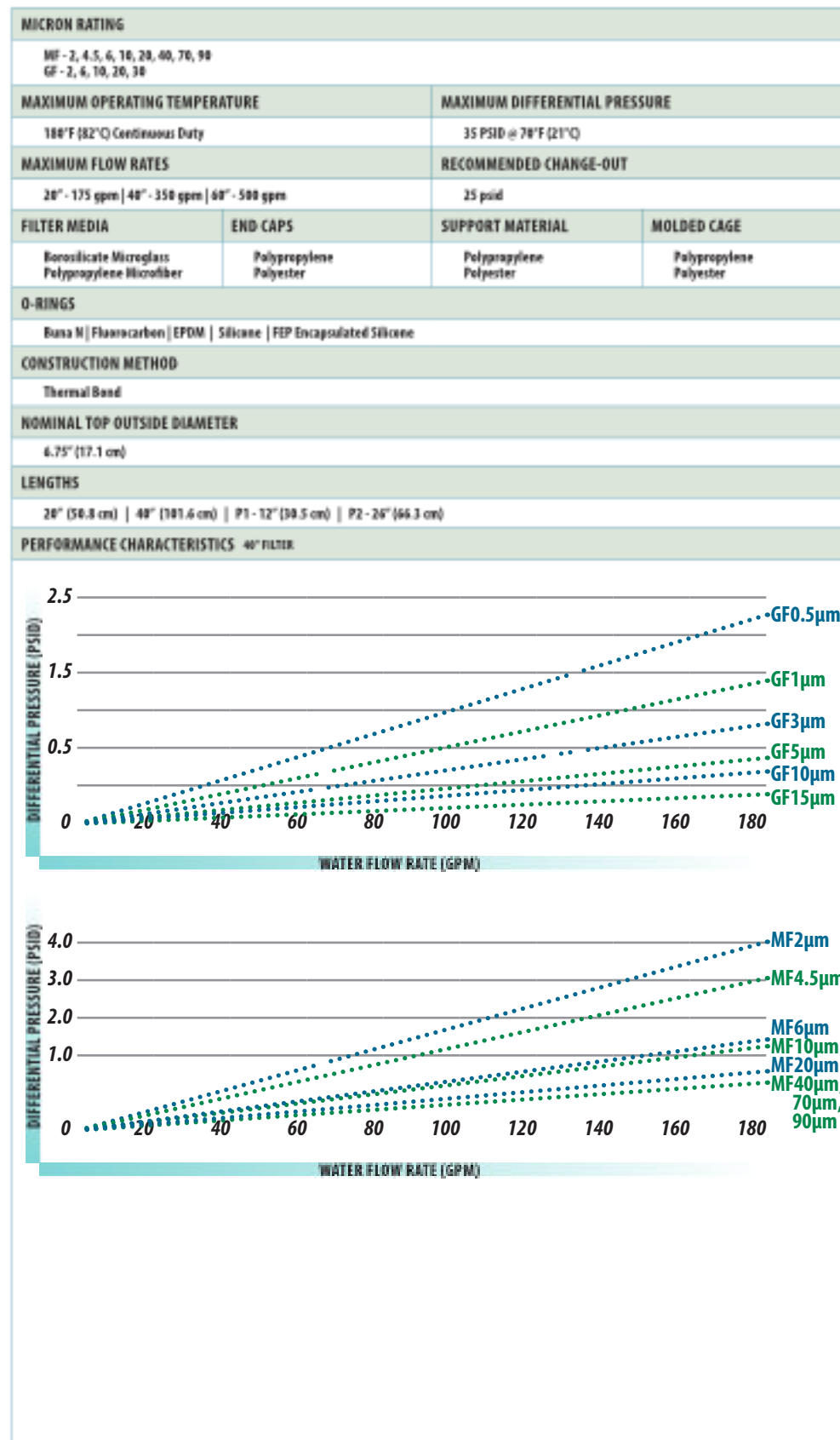
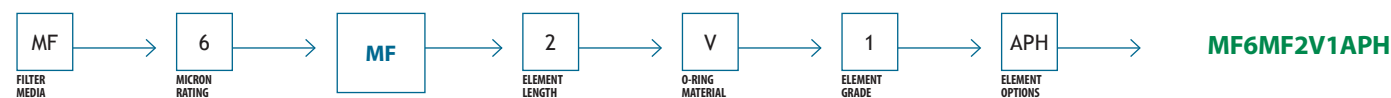
Precision blowing of fine denier fibers results in a highly uniform matrix that optimizes element flow rate and service life. This advanced fine fiber technology outperforms all competing microfiber technologies.

This hybrid filter easily works with most standard 6.75" outside diameter housing.

- ▶ LARGE DIAMETER PLEAT CONFIGURATION FOR HIGH FLOW RATES
- ▶ HIGH DIRT HOLDING CAPABILITY DUE TO EXTENSIVE SURFACE AREA
- ▶ 99% RATED FILTER MEDIA FOR CONSISTENT AND REPEATABLE PERFORMANCE
- ▶ THERMALLY BONDED CONSTRUCTION
- ▶ CAPABLE OF FLOW RATES UP TO 500GPM PER FILTER
- ▶ INJECTION MOLDED CAGE FOR SUPERIOR STRENGTH AND ELEMENT INTEGRITY
- ▶ INSIDE-OUT FILTER RETAINS ALL CONTAMINANTS INSIDE THE FILTER DURING CHANGE-OUTS



## ORDER GUIDE



## ORDER OPTIONS

| FILTER MEDIA  |                            |
|---|----------------------------|
| MF  | Polypropylene Microfiber   |
| GF  | Borosilicate Microglass    |
| MICRON RATINGS  |                            |
| MF: 2, 4.5, 6, 10, 20, 40, 70, 90<br>GF: 2, 6, 10, 20, 30 |                            |
| ELEMENT   |                            |
| MF  | MAXX-Flow                  |
| ELEMENT LENGTH  |                            |
| 2   | 20" (50.8 cm)              |
| 4   | 40" (101.6 cm)             |
| P1  | 12" (30.5 cm)              |
| P2  | 26" (66.3 cm)              |
| O-RING MATERIAL   |                            |
| S   | Silicone (Standard O-ring) |
| B   | Buna N (Standard gasket)   |
| V   | Fluorocarbon               |
| E   | EPDM                       |
| TV  | FEP Encapsulated Fluoro.   |
| ELEMENT GRADE   |                            |
| -   | General                    |
| 1   | FDA Grade                  |
| ELEMENT OPTIONS   |                            |
| APH   | All Polyester Hardware     |

# MAXX-TRAP

Specialty Housing Hybrid Elements - 6.75" OD  
High-Solids Loading Microglass/Polypropylene Microfiber

▶ 6.75" OD HOUSING

Strainrite continues its tradition of state-of-the-art advanced filtration innovation with the MAXX-Trap, a continuous, high-solids loading (HSL) hybrid, that utilizes long strand small and large diameter fibers to provide a high solids loading, absolute-rated, pleated depth filter.

This hybrid filter easily works with most standard 6.75" outside diameter housing. The binder-free depth media is excellent for removing gels and offers more than twice the surface area compared with industry standard non-pleated depth filters.

The increased surface area provides higher flow rates at reduced pressure, resulting in increased filter life. Our 100% polypropylene construction provides an excellent range of compatibility for your most demanding applications.



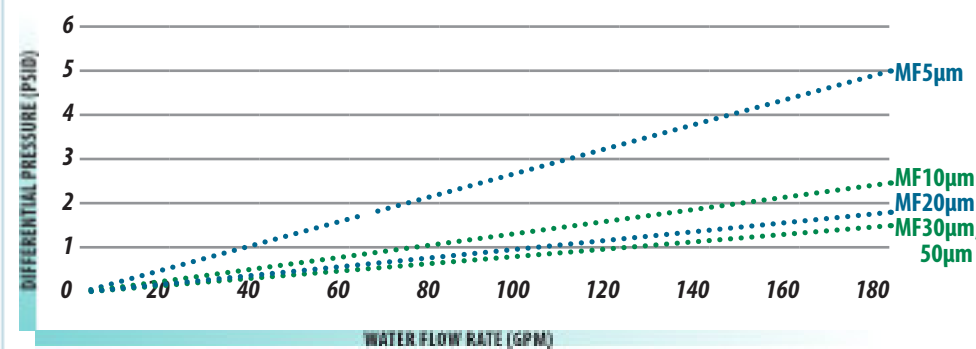
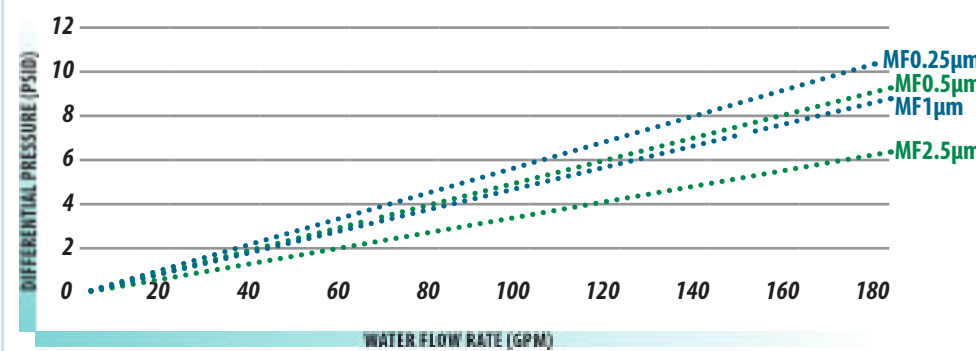
- ▶ HIGH EFFICIENCY MEDIA PROVIDES RELIABLE, CONSISTENT AND REPEATABLE FILTRATION
- ▶ 99% RATED FILTER MEDIA FOR CONSISTENT AND REPEATABLE PERFORMANCE
- ▶ LARGE DIAMETER PLEAT CONFIGURATION FOR HIGH FLOW RATES
- ▶ CAPABLE OF FLOW RATES UP TO 500GPM PER FILTER
- ▶ INJECTION MOLDED CAGE FOR SUPERIOR STRENGTH AND ELEMENT INTEGRITY
- ▶ THERMALLY BONDED CONSTRUCTION
- ▶ HIGH DIRT HOLDING CAPABILITY DUE TO EXTENSIVE SURFACE AREA REQUIRING FEWER FILTER CHANGEOUTS
- ▶ INSIDE-OUT FILTER RETAINS ALL CONTAMINANTS INSIDE THE FILTER DURING CHANGE-OUTS

## ORDER GUIDE



MF2.5MT4E1

| MICRON RATING   |               |                               |               |
|---|---------------|-------------------------------|---------------|
| MF - 0.25, 0.5, 1, 2.5, 5, 10, 20, 30, 50<br>GF - 0.2, 0.5, 1, 3, 5, 10, 15 |               |                               |               |
| MAXIMUM OPERATING TEMPERATURE   |               | MAXIMUM DIFFERENTIAL PRESSURE |               |
| 180°F (82°C) Continuous Duty  |               | 35 PSID @ 70°F (21°C)         |               |
| MAXIMUM FLOW RATES  |               | RECOMMENDED CHANGE-OUT        |               |
| 20" - 175 gpm   40" - 350 gpm   60" - 500 gpm                               |               | 25 psid                       |               |
| FILTER MEDIA  | END-CAPS      | SUPPORT MATERIAL              | MOLDED CAGE   |
| Borosilicate Microglass<br>Polypropylene Microfiber                         | Polypropylene | Polypropylene<br>Polyester    | Polypropylene |
| O-RINGS   |               |                               |               |
| Buna N   Fluorocarbon   EPDM   Silicone   FEP Encapsulated Silicone         |               |                               |               |
| CONSTRUCTION METHOD   |               |                               |               |
| Thermal Bond  |               |                               |               |
| NOMINAL TOP OUTSIDE DIAMETER  |               |                               |               |
| 6.75" (17.1 cm)   |               |                               |               |
| LENGTHS   |               |                               |               |
| 20" (50.8 cm)   40" (101.6 cm)   P1 - 12" (30.5 cm)   P2 - 26" (66.3 cm)    |               |                               |               |
| PERFORMANCE CHARACTERISTICS POLYPROPYLENE 40" FILTER                        |               |                               |               |



## ORDER OPTIONS

| FILTER MEDIA  |  |
|---|--|
| MF<br>GF  | Polypropylene Microfiber<br>Borosilicate Microglass  |
| MICRON RATINGS  |  |
| MF - 0.25, 0.5, 1, 2.5, 5, 10, 20, 30, 50<br>GF - 0.2, 0.5, 1, 3, 5, 10, 15 |  |
| ELEMENT   |  |
| MT  | MAXX-Trap  |
| ELEMENT LENGTH  |  |
| 2<br>4<br>P1<br>P2  | 20" (50.8 cm)<br>40" (101.6 cm)<br>12" (30.5 cm)<br>26" (66.3 cm)  |
| O-RING MATERIAL   |  |
| S<br>B<br>V<br>E<br>TV  | Silicone (Standard O-ring)<br>Buna N (Standard gasket)<br>Fluorocarbon<br>EPDM<br>FEP Encapsulated Fluoro. |
| ELEMENT GRADE   |  |
| -<br>1  | General<br>FDA Grade   |

# MAXX-PRO

Specialty Housing Hybrid Elements - 6.5" OD  
Outside-In Polypropylene Microfiber with 226 O-rings

- ▶ AMINES
- ▶ HYDROCARBON
- ▶ CHEMICAL PLANTS
- ▶ PIPELINE FUELS
- ▶ PROCESS WATER
- ▶ WASTE WATER
- ▶ UTILITY WATER
- ▶ COOLING WATER

The Strainrite Companies is proud to add the MAXX-Pro to our family of large pleat geometry products. The MAXX-Pro filters are high efficiency, outside to inside flow direction liquid filtration cartridges designed for applications with high contaminant removal requirements. These filters are a direct replacement for the 3M 740™ series and others.



HF 338 end cap

MAXX-Pro cartridges are for use in filter housings that accept 6.5" (165 mm) outside diameter filter cartridges with 226 O-ring connections. The large diameter, ultra high surface area pleated cartridges are designed to provide the optimum combination of particle removal efficiency and contaminant holding capability with comparatively low flow resistance. Microfiber forms the basis of the filtration media utilized in MAXX-Pro filter cartridges.

Strainrite's manufacturing processes allow for tightly controlled specifications resulting in a filter media with consistent and predictable particle retention characteristics. MAXX-Pro cartridges are offered in micron grades ranging from 1 µm to 70 µm, and are typically used to remove solid contaminants.

740™ is a trademark of the 3M Corporation.

- ▶ LARGE DIAMETER PLEAT CONFIGURATION FOR HIGH FLOW RATES
- ▶ HIGH DIRT HOLDING CAPABILITY DUE TO EXTENSIVE SURFACE AREA
- ▶ 99% RATED FILTER MEDIA FOR CONSISTENT AND REPEATABLE PERFORMANCE
- ▶ INJECTION MOLDED CAGE FOR SUPERIOR STRENGTH AND ELEMENT INTEGRITY
- ▶ THERMALLY BONDED CONSTRUCTION
- ▶ VARIABLE PLEAT GEOMETRY ENSURES MAXIMIZED USABLE SURFACE AREA

#### MAXX-PRO 226 O-RING

- ▶ EXTREMELY LOW RISK OF BY PASS FOR HIGH QUALITY FLUIDS
- ▶ NO LOOSE PARTS TO ASSEMBLE FOR EASY INSTALLATION
- ▶ NO SPRINGS OR CAPS TO LOSE REDUCES THE RISK OF BY PASS
- ▶ BROAD CHEMICAL COMPATIBILITY FOR MANY APPLICATIONS
- ▶ CONVENIENT HANDLE FOR EASY REMOVAL

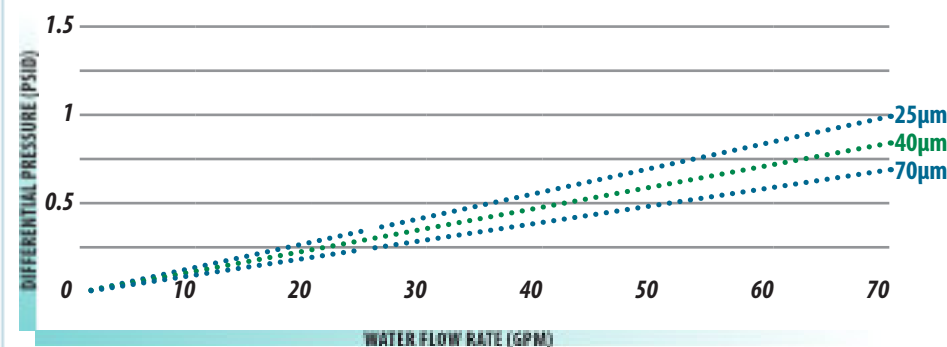
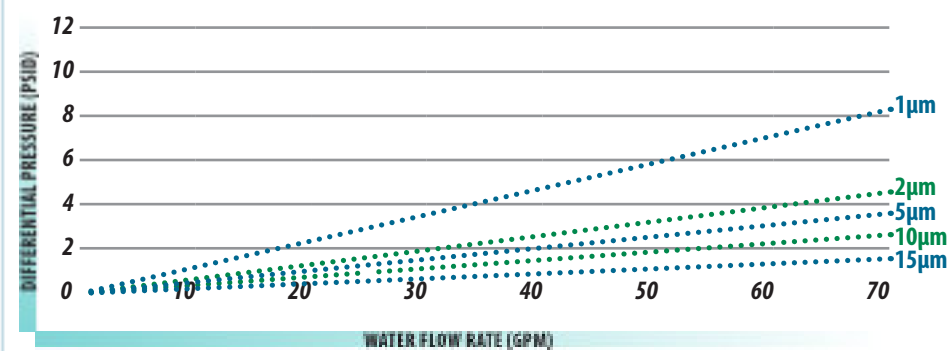


## ORDER GUIDE



MP-MF104C6S

| MICRON RATING   |               |                         |               |
|---|---------------|-------------------------|---------------|
| 1, 2, 5, 10, 15, 25, 40, 70   |               |                         |               |
| MAXIMUM OPERATING TEMPERATURE                                       |               |                         |               |
| 180°F (82°C) Continuous Duty  |               |                         |               |
| MAXIMUM FLOW RATES  |               | RECOMMENDED CHANGE-OUT  |               |
| 40" - 60-80 gpm   |               | 35 psid                 |               |
| FILTER MEDIA  | END-CAPS      | SUPPORT MATERIAL        | MOLDED CAGE   |
| Polypropylene Microfiber  | Polypropylene | Polypropylene Polyester | Polypropylene |
| O-RINGS   |               |                         |               |
| Buna N   Fluorocarbon   EPDM   Silicone   FEP Encapsulated Silicone |               |                         |               |
| CONSTRUCTION METHOD   |               |                         |               |
| Thermal Bond  |               |                         |               |
| NOMINAL TOP OUTSIDE DIAMETER  |               |                         |               |
| 6.5" (16.5 cm)  |               |                         |               |
| LENGTHS   |               |                         |               |
| 40" (101.6 cm)   60" (152.4 cm; consult factory for availability)   |               |                         |               |
| PERFORMANCE CHARACTERISTICS   |               |                         |               |



## ORDER OPTIONS

| FILTER MEDIA                      |  |
|-----------------------------------|--|
| MP                                | MAXX-Pro   |
| ELEMENT                           |  |
| MF                                | Polypropylene Microfiber   |
| MICRON RATINGS                    |  |
| 1, 2, 5, 10, 15, 25, 40, 70       |  |
| ELEMENT LENGTH                    |  |
| 4<br>6                            | 40" (101.6 cm)<br>60" (152.4 cm)*  |
| *Consult factory for availability |  |
| END CAP CONFIGURATION             |  |
| CF<br>C6<br>HF                    | Flat/224<br>Flat/226<br>Flat/338 - Not available in 60"  |
| O-RING MATERIAL                   |  |
| S<br>B<br>V<br>E<br>TV<br>TS      | Silicone (Standard O-ring)<br>Buna N (Standard gasket)<br>Fluorocarbon<br>EPDM<br>FEP Encapsulated Fluoro.<br>FEP Encapsulated Silicone* |
| *Not available in 338/Flat (HF)   |  |

# HIGH-FLOW

Specialty Housing Hybrid Elements - 6.25" OD  
Borosilicate Microglass or Polypropylene Microfiber

▶ 6.25" OD HOUSING

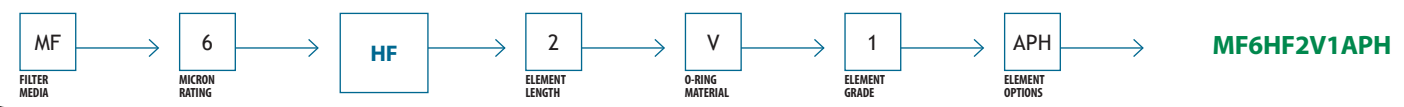
As a leader in the dynamics of inside-out fluid filtration for over 35 years The Strainrite Companies is proud to add the **HIGH-Flow** to our family of large pleat geometry products. It is well known that inside out flow elements have higher dirt holding capabilities and offer hygienic superiority over typical outside-in fluid filtration filters.

**HIGH-Flow** filters' unique large pleat geometry make them capable of handling up to 500gpm in a 60" length, which is a perfect solution for high flow rate applications.



- ▶ LARGE DIAMETER PLEAT CONFIGURATION FOR HIGH FLOW RATES
- ▶ HIGH DIRT HOLDING CAPABILITY DUE TO EXTENSIVE SURFACE AREA
- ▶ 99% RATED FILTER MEDIA FOR CONSISTENT AND REPEATABLE PERFORMANCE
- ▶ THERMALLY BONDED CONSTRUCTION
- ▶ CAPABLE OF FLOW RATES UP TO 500GPM PER FILTER
- ▶ INJECTION MOLDED CAGE FOR SUPERIOR STRENGTH AND ELEMENT INTEGRITY
- ▶ INSIDE-OUT FILTER RETAINS ALL CONTAMINANTS INSIDE THE FILTER DURING CHANGE-OUTS
- ▶ AVAILABLE IN 20", 40", 60" & 80" LENGTHS

## ORDER GUIDE



| MICRON RATING   |                            |                               |                            |
|---|----------------------------|-------------------------------|----------------------------|
| MF - 1, 2, 4.5, 6, 10, 20, 40, 70, 90<br>GF - 2, 6, 10, 20, 30      |                            |                               |                            |
| MAXIMUM OPERATING TEMPERATURE                                       |                            | MAXIMUM DIFFERENTIAL PRESSURE |                            |
| 180°F (82°C) Continuous Duty  |                            | 35 PSID @ 70°F (21°C)         |                            |
| MAXIMUM FLOW RATES  |                            | RECOMMENDED CHANGE-OUT        |                            |
| 20" - 175 gpm   40" - 350 gpm   60" - 500 gpm                       |                            | 25 psid                       |                            |
| PRESSURE DROP RATES (PSID/GPM)                                      |                            |                               |                            |
| MICRON  | 20"                        | 40"                           | 60"                        |
| 2   | 0.00457                    | 0.00419                       | 0.00279                    |
| 6   | 0.00417                    | 0.00208                       | 0.00140                    |
| 10  | 0.00348                    | 0.00182                       | 0.00123                    |
| 20  | 0.00127                    | 0.00064                       | 0.00043                    |
| 30  | 0.00196                    | 0.00053                       | 0.00035                    |
| FILTER MEDIA  | END-CAPS                   | SUPPORT MATERIAL              | MOLDED CAGE                |
| Borosilicate Microglass<br>Polypropylene Microfiber                 | Polypropylene<br>Polyester | Polypropylene<br>Polyester    | Polypropylene<br>Polyester |
| O-RINGS   |                            |                               |                            |
| Buna N   Fluorocarbon   EPDM   Silicone   FEP Encapsulated Silicone |                            |                               |                            |
| CONSTRUCTION METHOD   |                            |                               |                            |
| Thermal Bond  |                            |                               |                            |
| NOMINAL TOP OUTSIDE DIAMETER  |                            |                               |                            |
| 6.25" (15.88 cm)  |                            |                               |                            |
| LENGTHS   |                            |                               |                            |
| 20" (50.8 cm)   40" (101.6 cm)   60" (152.4 cm)   80" (203.2 cm)    |                            |                               |                            |
| PERFORMANCE CHARACTERISTICS 40" FILTER                              |                            |                               |                            |

## ORDER OPTIONS

| FILTER MEDIA   |                            |
|--|----------------------------|
| MF   | Polypropylene Microfiber   |
| GF   | Borosilicate Microglass    |
| MICRON RATINGS   |                            |
| MF - 1, 2, 4.5, 6, 10, 20, 40, 70, 90<br>GF - 2, 6, 10, 20, 30 |                            |
| ELEMENT  |                            |
| HF   | High-Flow                  |
| ELEMENT LENGTH   |                            |
| 2  | 20" (50.8 cm)              |
| 4  | 40" (101.6 cm)             |
| 6  | 60" (152.4 cm)             |
| 8  | 80" (203.2 cm)             |
| O-RING MATERIAL  |                            |
| S  | Silicone (Standard O-ring) |
| B  | Buna N (Standard gasket)   |
| V  | Fluorocarbon               |
| E  | EPDM                       |
| TV   | FEP Encapsulated Fluoro.   |
| ELEMENT GRADE  |                            |
| -  | General                    |
| 1  | FDA Grade                  |
| ELEMENT OPTIONS  |                            |
| APH  | All Polyester Hardware     |

# MADD-MAXX JUNIOR

Specialty Housing Hybrid Elements - 4" OD

Borosilicate Microglass, Polypropylene Microfiber, Polypropylene Felt or Resin-Bonded Polyester

- ▶ INKS, PAINTS AND COATINGS
- ▶ PROCESS WATER
- ▶ ADHESIVES
- ▶ PETROLEUM PRODUCTS
- ▶ BEVERAGES
- ▶ CHEMICALS
- ▶ HYDRAULIC FLUIDS
- ▶ LUBRICANTS
- ▶ COOLANTS
- ▶ OEM EQUIPMENT

When filter surface area must be increased, and overall assembly size must be decreased, the **MADD-MAXX JUNIOR** filter and matching SRL series filter housing\* from Strainrite are the perfect fit. Their compact design combines the benefits of high surface area with the attributes inside-to-outside flow. The **MADD-MAXX JUNIOR** filter platform is great for applications where non-pleated bag filters don't quite have enough surface area do the job or don't fit in the allotted space, and for OEM equipment with ergonomic requirements.

These pleated cartridges are 3" diameter, intermediate in size between typical cartridge filters (2.55-2.7" diameter) and high flow format **MADD-MAXX** filters (7" diameter). These filters are available in 10" lengths (size 25), 22" lengths (size 50), or in custom lengths quoted on request.

With needle punch felt bag filter material pleated into a **MADD-MAXX JUNIOR** filter (size 50), we place more than 2.5 x the surface area of a #2 size filter bag into a filter a fraction of the size, with a much smaller housing footprint.

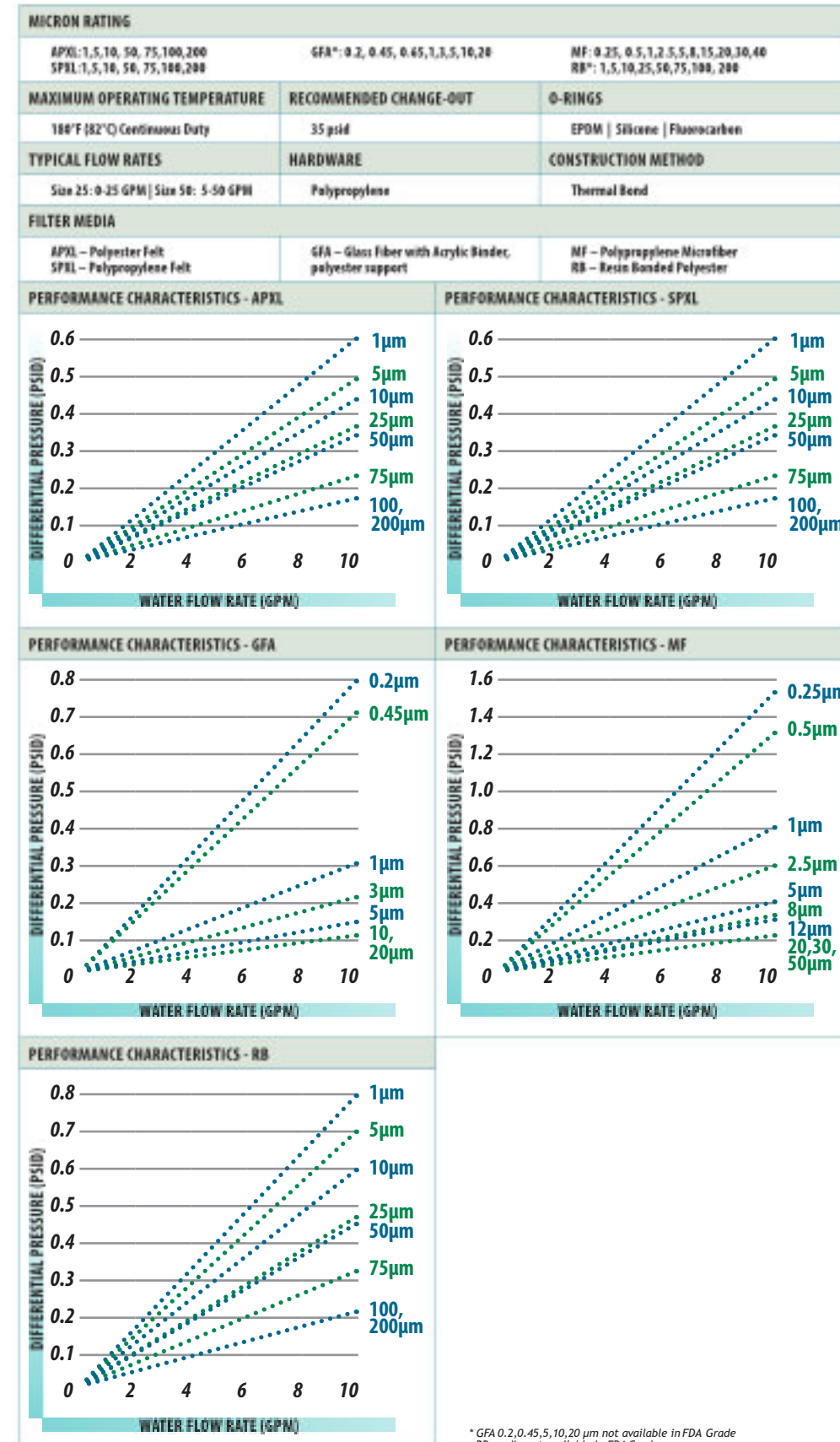
With traditional cartridge filter media (such as microfiber polypropylene or glass fiber,) we engineer approximately 50% additional area into each filter, compared to traditional filters of the same length.

- ▶ BROAD SELECTION OF FILTRATION MEDIA SOLVES A WIDE VARIETY OF CHALLENGES
- ▶ WIDE MICRON RATING (PORE SIZE) SELECTION ENABLES FINE-TUNING OF CONTAMINANT REMOVAL WITH KEY INGREDIENT (SUCH AS PIGMENT) TRANSMISSION
- ▶ INSIDE-TO-OUTSIDE FLOW DESIGN RETAINS SOLIDS INSIDE OF THE FILTER – REDUCES OPERATOR EXPOSURE TO SOLIDS AND MINIMIZES CLEANING LABOR
- ▶ PLEATED, LARGE-DIAMETER FILTER CONSTRUCTION MAXIMIZES SURFACE AREA – INCREASING FILTER LIFE AND THROUGHPUTS COMPARED TO TRADITIONAL CARTRIDGE FILTERS OR NON-PLEATED BAGS.
- ▶ SMALL AND COMPACT DESIGN SHRINKS FOOTPRINT
- ▶ JUNIOR SIZE REDUCES HOLDUP VOLUME
- ▶ CIRCUMFERENTIAL O-RING SEAL IS RELIABLE AND PREVENTS BYPASS
- ▶ FDA GRADE FILTERS CONTAIN COMPONENTS MEETING REQUIREMENTS OF 21 CFR
- ▶ ROBUST OUTER CAGE STRENGTHENS CARTRIDGE CONSTRUCTION
- ▶ PLUG-IN TYPE FILTER INSTALLATION IS EASY FOR OPERATORS



\*Use Strainrite SRL 25 series bag filter housing with basket removed for MMJ size 25 filter. Use Strainrite SRL 50 series bag filter housing with basket removed for MMJ size 50 filters. The SRL25 and SRL50 housings can also be used respectively with Strainrite size 25 or size 50 traditional filter bags (with Z flange, or with ring top) by re-installing the basket.

## ORDER GUIDE



\* GFA 0.2, 0.45, 5, 10, 20 µm not available in FDA Grade  
RB media not available in FDA Grade.

## ORDER OPTIONS

| FILTER MEDIA   |  |
|--|--|
| APXL   | Polyester Felt                                   |
| SPXL   | Polypropylene Felt                               |
| GFA  | Glass Fiber w/ Acrylic Binder, polyester support |
| MF   | Polypropylene Microfiber                         |
| RB   | RB - Resin Bonded Polyester                      |
| <small>GFA 0.2, 0.45, 5, 10, 20 µm not available in FDA Grade<br/>RB media not available in FDA Grade.</small>   |  |
| MICRON RATINGS   |  |
| APXL: 1, 5, 10, 50, 75, 100, 200<br>SPXL: 1, 5, 10, 50, 75, 100, 200<br>GFA*: 0.2, 0.45, 0.65, 1, 3, 5, 10, 20<br>MF: 0.25, 0.5, 1, 2.5, 5, 8, 15, 20, 30, 40<br>RB*: 1, 5, 10, 25, 50, 75, 100, 200 |  |
| ELEMENT  |  |
| MMJ  | MADD-MAXX Junior                                 |
| SIZE CODE  |  |
| 25<br>50   | 4"D x 10"L<br>4"D x 22"L                         |
| <small>All dimensions are nominal</small>  |  |
| O-RING MATERIAL  |  |
| E<br>S<br>V  | EPDM<br>Silicone<br>Fluorocarbon                 |
| ELEMENT GRADE  |  |
| -<br>1   | General<br>FDA Grade                             |

Recommended Accessory: item 353923,  
SRL CARTRIDGE REMOVAL TOOL - for  
removing filter with tight O-ring squeeze

# BREVI-MAXX

CLARITY Compact Pleated Cartridges

- ▶ PHARMACEUTICAL
- ▶ NUTRACEUTICAL
- ▶ FOOD AND BEVERAGE
- ▶ ELECTRONICS
- ▶ CHEMICAL FEEDS
- ▶ FILLING LINES
- ▶ POINT OF USE (POU) WATER
- ▶ POINT OF USE (POU) AIR

Strainrite's **Brevi-MAXX** series of pleated filter cartridges offer a compact-size cartridge filter for smaller applications. Nearly all of our standard cartridge filter media, including membranes (PES polyethersulfone membrane, charged nylon, PTFE membrane and more) and pre-filtration materials (including polypropylene and glass fiber) can be placed into this 2.25" diameter configuration. This is an ideal format for smaller batches, lower flow rates, and smaller footprint compared to other traditional cartridges.

The smaller size of the **Brevi-MAXX** helps to reduce hold up and increase yield of valuable products compared to larger sized filters. Pilot plant trials easily scale up from this size to other formats. Utility applications where "drops" are made to various points-of-use might use a **Brevi-MAXX** filter at each POU. This is also a nice compact size for OEM equipment. Depending on the specifics of the application, this size filter might typically be used for liquid flow rates <2 lpm, compressed air flow rates of <25 SCFM or for tank venting at flow rates of <10 CFM. These filters also retrofit many competitors' smaller housings.



Brevi-MAXX compact pleated cartridge



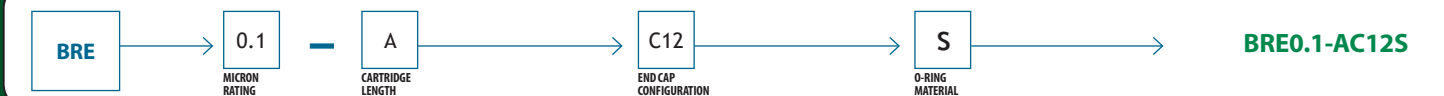
C13 (118 flat O-ring with locking tabs)

C12 (116 flat O-ring)

C28 (123 flat O-ring with locking tabs)

- ▶ CLEAN-ROOM MANUFACTURED TO GMP AND ISO9001 STANDARDS
- ▶ FDA GRADE FILTER MATERIALS COMPLIANT WITH CFR, TITLE 21
- ▶ PHARMACEUTICAL GRADE FILTER MATERIALS COMPATIBLE WITH USP CLASS VI
- ▶ WIDE RANGE OF FILTER MEDIA, FROM SUBMICRON MEMBRANE FILTERS TO MICRON RATED PRE-FILTRATION
- ▶ INTEGRITY TESTED, STERILIZING GRADE PES MEMBRANE VERSION AVAILABLE
- ▶ CHARGED NYLON MEMBRANE ENDOTOXIN REDUCTION VERSION AVAILABLE
- ▶ PTFE MEMBRANE VENT-MAXX VERSION AVAILABLE
- ▶ REDUCED PRODUCT HOLDUP/HIGH YIELDS
- ▶ SCALEABLE FORMAT GREAT FOR PILOT SCALE
- ▶ THERMALLY BONDED CONSTRUCTION WITHOUT ADHESIVES RESULTS IN LOWERED EXTRACTABLES
- ▶ OPTIMIZED PLEATING MAXIMIZES FLOW AND LIFE PERFORMANCE
- ▶ RETROFITS COMPETITOR FORMAT AND STYLE

## ORDER GUIDE



| MAXIMUM DIFFERENTIAL PRESSURE   |                     |   |                      |
|---|---------------------|---|----------------------|
| Forward:<br>75 psid (5.1 bar) @ 75°F (24°C)<br>40 psid (2.8 bar) @ 180°F (82°C)   |                     | Reverse:<br>50 psid (3.4 bar) @ 75°F (24°C)   |                      |
| MAXIMUM OPERATING TEMPERATURE   |                     |   |                      |
| 180°F (82°C) Continuous Duty Polypropylene  |                     | 275°F (135°C) Continuous Duty Polyester   |                      |
| TOXICITY  |                     |   |                      |
| Cartridge materials meet USP Class VI and CFR 21 for food and beverage contact  |                     |   |                      |
| STERILIZATION   |                     |   |                      |
| Cartridge can be sterilized via steam or Autoclave: 20 times at 275°F (135°C)<br>Cartridge may be sanitized in place with common sanitizing agents, contact factory for chemical compatibility  |                     |   |                      |
| PACKAGING ECONOMY   |                     |   |                      |
| Bulk packaging in case quantities to reduce material disposal:<br>A (2 inch - 6 per carton)   B (4 inch - 6 per carton)   |                     |   |                      |
| FILTER MEDIA  | END CAPS/ CAGE/CORE | PLEAT SUPPORT MATERIAL  | END CAP INSERT       |
| See Below   | Polypropylene       | Polypropylene   | Polypropylene        |
| SEALS   |                     |   | CONSTRUCTION METHOD  |
| Buna N   Fluorocarbon   EPDM   Silicone   |                     |   | Thermal Bond         |
| OUTSIDE DIAMETER  |                     | NOMINAL LENGTHS   |                      |
| 2.25 inch (57 mm)   |                     | A = 2 inch (5.1 cm)   | B = 4 inch (10.2 cm) |
| APPROXIMATE SURFACE AREA  |                     |   |                      |
| 2" (A) - BRE, BRS, BRN, BRCN, BRT = 1.28 sq.ft. (.119 sq.m)<br>2" (A) - BRE-SG (sterilizing grade) = 1.02 sq.ft. (.095 sq.m)<br>2" (A) - BRVM, BRVR = 1.28 sq.ft. (.199 sq.m)<br>2" (A) - BRPA, BRPG = 1.05 sq.ft. (.098 sq.m)<br>2" (A) - BRGA, BRGG = 0.78 sq.ft. (.073 sq.m) |                     | 4" (B) - BRE, BRS, BRN, BRCN, BRT = 2.32 sq.ft. (.216 sq.m)<br>4" (B) - BRE-SG (sterilizing grade) = 1.86 sq.ft. (.173 sq.m)<br>4" (B) - BRVM, BRVR = 2.32 sq.ft. (.216 sq.m)<br>4" (B) - BRPA, BRPG = 1.91 sq.ft. (.177 sq.m)<br>4" (B) - BRGA, BRGG = 1.42 sq.ft. (.132 sq.m) |                      |

## ORDER OPTIONS

| CARTRIDGE                      |                                     |
|--------------------------------|-------------------------------------|
| BRE                            | Brevi-MAXX E                        |
| BRS                            | Brevi-MAXX S                        |
| BRN                            | Brevi-MAXX N                        |
| BRCN                           | Brevi-MAXX CN                       |
| BRT                            | Brevi-MAXX T                        |
| BRVM                           | Brevi-MAXX VM                       |
| BRVR                           | Brevi-MAXX VR                       |
| BRPA                           | Brevi-MAXX PA                       |
| BRPG                           | Brevi-MAXX PG                       |
| BRGA                           | Brevi-MAXX GA                       |
| BRGG                           | Brevi-MAXX GG                       |
| MICRON RATING                  |                                     |
| SEE CHART                      |                                     |
| CARTRIDGE LENGTH               |                                     |
| A                              | 2"                                  |
| B                              | 4"                                  |
| END CAP CONFIGURATIONS         |                                     |
| C12                            | 116 Flat O-ring                     |
| C13                            | 118 Flat O-ring with 4 locking tabs |
| C28                            | 026 Flat O-ring with 8 locking tabs |
| CSC                            | Seal clean                          |
| GASKET / O-RING MATERIAL       |                                     |
| S                              | Silicone                            |
| B                              | Buna N                              |
| V                              | Fluorocarbon                        |
| E                              | EPDM                                |
| CARTRIDGE GRADE                |                                     |
| SEE CHART FOR AVAILABLE GRADES |                                     |
| -                              | General                             |
| 1                              | FDA                                 |
| 2                              | Pharmaceutical                      |
| SG                             | Sterilizing Grade (BRE-only)        |
| CARTRIDGE OPTIONS              |                                     |
| GI                             | Gamma Irradiation (BRE-SG only)     |

| FILTER MEDIA                                | MICRON RATING                        | CARTRIDGE GRADE |             |           |                |
|---|--------------------------------------|-----------------|-------------|-----------|----------------|
|   |                                      | - General       | 1 FDA Grade | 2 Pharma. | SG Sterilizing |
| Polyethersulfone Membrane (BRE)             | 0.04, 0.1, 0.2, 0.45, 0.65, 0.8, 1.2 |                 | X           | X         | X              |
| Polysulfone Membrane (BRS)                  | 0.05, 0.1, 0.2, 0.45, 0.65, 1.2      | X               | X           |           |                |
| 6,6 Nylon Membrane (BRN)                    | 0.1, 0.2, 0.45, 0.65, 0.8, 1.2       | X               | X           | X         |                |
| Charged Nylon Membrane (BRCN)               | 0.04, 0.1, 0.2, 0.45, 0.65, 0.8, 1.2 | X               | X           | X         |                |
| PTFE Membrane (BRT)                         | 0.1, 0.2                             | X               |             | X         |                |
| Vent-MAXX Double-Layer PTFE Membrane (BRVM) | -* *Absolute rated retention 0.2µ    |                 |             | X         |                |
| Vent-Rite PTFE Membrane (BRVR)              | -* *Absolute rated retention 0.2µ    |                 |             | X         |                |
| Absolute-Rated Polypropylene Depth (BRPA)   | 1, 1.5, 2.5, 5, 10, 15, 20, 40, 70   | X               | X           | X         |                |
| Nominally Rated Polypropylene Depth (BRPG)  | 0.25, 0.5, 1, 2, 5, 8, 12, 20, 50    | X               | X           | X         |                |
| Absolute-Rated Microglass Depth (BRGA)      | 0.8, 0.9, 1*†, 2, 3, 5*, 10, 15      | X               | X           | X         |                |
| Nominally Rated Microglass Depth (BRGG)     | 0.2*, 0.45, 0.65, 1*, 5, 10          | X               | X           | X         |                |

\* Available in FDA grade.  
† Available in pharmaceutical grade.

# LIQUID FILTER BAGS

## TOP/RING CONFIGURATIONS

*Top Quality For A Wide Range Of Industry*

Since 1978, The Strainrite Companies have designed and manufactured leading-edge filtration products for a variety of industries worldwide. The heritage of U.F. Strainrite, Inc., is closely tied to the initial development of filter bag technology.

Our founder, John H. Lapoint Jr., was an integral part of the team that conceived, perfected, and offered the original filter bag.

The Strainrite Companies strives to apply the filtration expertise we've gained in over 30 years of partnership with our customers, along with the innovation we've become known for, to manufacture classic, top quality, filter bags.



### TABLE OF CONTENTS

#### Micron-Rated Felt

|   |     |
|---|-----|
| <b>Felt Filter Bag with Tri-Seal Poly Flange</b><br>THE SURE-WELD | 100 |
| <b>Felt Filter Bag</b><br>THE CLASSIC                             | 100 |

#### Micron-Rated Mesh

|   |     |
|---|-----|
| <b>Single Filament Weave</b><br>MONOFILAMENT MESH | 102 |
| <b>Multi-Strand Weave</b><br>THE SURE-WELD        | 102 |

#### Extended Life

|   |     |
|---|-----|
| <b>X-tra Life Filter Bags</b><br>POXL / PEXL          | 104 |
| <b>Enhanced Vertical Pleat</b><br>EVP / EVPA          | 104 |
| <b>Additional Area Needle-Punch Felt</b><br>AA Filter | 108 |

#### High Efficiency

|   |     |
|---|-----|
| <b>High Efficient Filter Bags</b><br>SPMF               | 110 |
| <b>High Performance Filter Bags</b><br>HPM Hi-Pro Micro | 112 |
| <b>Ultra Efficient Filter Bags</b><br>ARPO Accurite     | 114 |

#### Specialty

|  |     |
|--|-----|
| <b>Resin Bonded Filter Bags</b><br>BRB Resinator                                 | 116 |
| <b>Two-In-One Design</b><br>Absorbrite   | 118 |
| <b>Multi-magnet Design</b><br>MAG BAG  | 120 |
| <b>Polypropylene Lined / Polyethylene Lined</b><br>Carbon Ready / Chemical Ready | 122 |
| <b>Specialty Products for Oil</b><br>Oil Bag / Oil Log                           | 124 |



Sure-Weld,  
with Tri-Seal

#### **P:** Polypropylene P-Flange



#### **M:** Polypropylene M-Flange



#### **PER:** Polyester P-Flange



#### **MER:** Polyester M-Flange



#### **PR:** Polypropylene Ring



#### **DS:** Draw String



#### **S:** Carbon Steel Ring



#### **SS:** Stainless Steel Ring

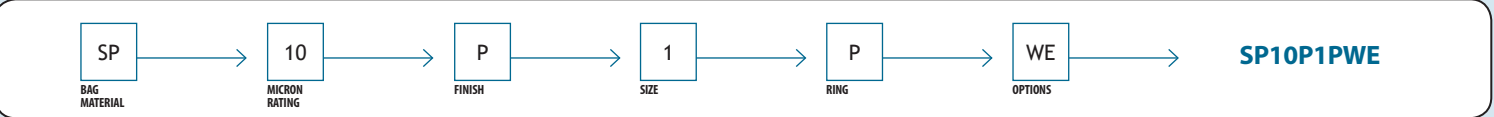


# MICRON RATED FELT FILTER BAGS

Sure-Weld  
The Classic

- ▶ PAINTS & COATINGS
- ▶ GENERAL CHEMICAL
- ▶ PRODUCED WATER FROM GAS DRILLING
- ▶ PROCESS WATER
- ▶ INK INDUSTRY
- ▶ FOOD AND BEVERAGE INDUSTRY

## ORDER GUIDE



The Strainrite Companies offer the widest range of needle punch felt filters in the market. We have formed long-term strategic partnerships with North America’s largest and most respected needle punch manufacturers.

All of our fabrics are manufactured on state-of-the-art high speed needling equipment that continuously monitor key specifications in real time resulting in the most uniform and consistent fabric across the entire web in our industry.

By combining our technically advanced converting process with the industry’s most reliable media, The Strainrite Companies offers **The Classic**, a felt filter bag that leads in product quality, reliability and repeatability.



### THE CLASSIC

- ▶ FELT FILTER BAGS OFFER SEVERAL DISTINCT ADVANTAGES OVER STANDARD STRING WOUND AND MELT BLOWN CARTRIDGES
- ▶ HYGIENICALLY SUPERIOR DUE TO INSIDE-OUT FLOW DYNAMICS, ALL IMPURITIES ARE CONTAINED INSIDE THE FILTER BAG
- ▶ LOWER TOTAL COSTS DUE TO HIGHER SOLIDS LOADING CAPABILITIES
- ▶ REDUCED LABOR COSTS FROM FEWER CHANGE-OUTS
- ▶ FEWER SPENT FILTERS RESULTING IN REDUCED DISPOSAL COSTS
- ▶ REDUCED PRODUCT LOSS DUE TO LOWER HOLD UP VOLUMES
- ▶ USER FRIENDLY BECAUSE IT IS EASIER AND QUICKER TO CHANGE ONE FILTER BAG VERSUS SEVERAL 10" CARTRIDGES

### SURE-WELD

- ▶ HIGHER EFFICIENCIES DUE TO TIGHTER SEAL TOLERANCES
- ▶ NO THREAD, WHICH ELIMINATES POTENTIAL SILICONE CONTAMINATION FROM THIS LIKELY SOURCE
- ▶ PUNCTURE FREE OVERLAP SIDE SEAMS PROVIDE ADDED STRENGTH AND IMPROVES EFFLUENT CONSISTENCY

The **Sure-Weld** Felt Filter Bag, with our proprietary “Tri-Seal” P-flange provides a distinct advantage compared to conventional sewn filter bag with metal snap rings or industry standard poly flanges. Using state-of-the-art welding technology specifically designed to bond needle punched textile fabrics, we are able to offer the strongest most reliable welded filter bags on the market.

Our **Sure-Weld** filters come with the security of an overlap side seam, which eliminates the “bump” that occurs with conventional sewn snap ring filters. By welding to a “Tri-Seal” P-flange our fully welded filter bags offer unparalleled seal security, which delivers superior filtrate consistency.



| AVAILABLE MICRON RATINGS   |  |  |
|--|--|--|
| Polypropylene - 0.5", 1T, 1, 3, 5, 10, 25, 50, 75, 100, 150, 200 |  |  |
| Polyester - 0.5", 1T, 1, 3, 5, 10, 25, 50, 75, 100, 150, 200     |  |  |
| Nomex - 1, 5, 10, other microns available on request             |  |  |
| Nylon - Available on request                                     |  |  |
| POLYPROPYLENE - CHEMICAL COMPATIBILITY**                         |  |  |
| TEMPERATURE  | CHEMICAL   | COMPATIBILITY  |
| 200°F  | Acids<br>Alkali<br>Oxidizing Agents<br>Solvents  | Excellent<br>Excellent<br>Excellent<br>Average         |
| 200°F  |  |  |
| 200°F  |  |  |
| 200°F  |  |  |
| POLYESTER - CHEMICAL COMPATIBILITY**                             |  |  |
| TEMPERATURE  | CHEMICAL   | COMPATIBILITY  |
| 300°F  | Weak Acids<br>Strong Acids<br>Weak Alkali<br>Strong Alkali<br>Solvents<br>Petroleum Products | Good<br>Good<br>Poor<br>Poor<br>Very Good<br>Very Good |
| 300°F  |  |  |
| 300°F  |  |  |
| 300°F  |  |  |
| 300°F  |  |  |
| 300°F  |  |  |

\*Not available in Sure-Weld  
\*\*Reflective of Filter Bag Material only. Please consult with your Application Engineer to verify specific chemical compatibility

### ORDER OPTIONS

| MATERIAL       |  |
|----------------|--|
| SP             | Polypropylene Felt                               |
| AP             | Polyester Felt                                   |
| HT             | *Nomex   |
| N              | *Nylon   |
| MICRON RATINGS |  |
| SP             | 0.5", 1T, 1, 3, 5, 10, 25, 50, 75, 100, 150, 200 |
| AP             | 0.5", 1T, 1, 3, 5, 10, 25, 50, 75, 100, 150, 200 |
| HT             | 0.5, 1T, 1, 3, 5, 10, 25, 50, 75, 100, 150, 200  |
| N              | 0.5, 1T, 1, 3, 5, 10, 25, 50, 75, 100, 150, 200  |
| FINISH         |  |
| S              | Singed   |
| P              | Plain  |
| B              | *Singed Both Sides                               |
| C              | *Cerex Cover                                     |
| N              | *Nylon Mesh Cover                                |
| SIZE           |  |
| 1              | 7" x 16"   |
| 2              | 7" x 32"   |
| 3              | *4.08" x 8"                                      |
| 4              | *4.08" x 14"                                     |
| 25             | *4" x 9"   |
| 30             | *4.118" x 10"                                    |
| 50             | *4" x 21"  |
| 65             | *4.118" x 22"                                    |
| RING           |  |
| P              | Polypropylene P-Flange                           |
| M              | Polypropylene M-Flange                           |
| PER            | Polyester P-Flange                               |
| MER            | Polyester M-Flange                               |
| DS             | *Draw String                                     |
| S              | *Carbon Steel Ring                               |
| SS             | *Stainless Steel Ring                            |
| PR             | *Polypropylene Ring                              |
| N              | *No Ring   |
| Z              | *Polypropylene Z-Flange**                        |
| OPTIONS        |  |
| WE             | Sure-Weld  |
| HS             | *Handle-Strap                                    |
| AS             | *Fully Stitched                                  |

\*Not available in Sure-Weld  
\*\* Fits Size 25, 50 bags only

#### NEED A VESSEL FOR YOUR BAGS?

For the Classic, the following vessel types are most commonly used:

- SRX—PAGE 134
- SRHD—PAGE 136
- SRID—PAGE 138
- SRL—PAGE 132
- SRMX—PAGE 134
- SRMB—PAGE 142
- SRVB—PAGE 140

For the Sure-Weld, the following vessel types are most commonly used:

- SRX—PAGE 134
- SRHD—PAGE 136
- SRID—PAGE 138
- SRMX—PAGE 134
- SRMB—PAGE 142
- SRVB—PAGE 140

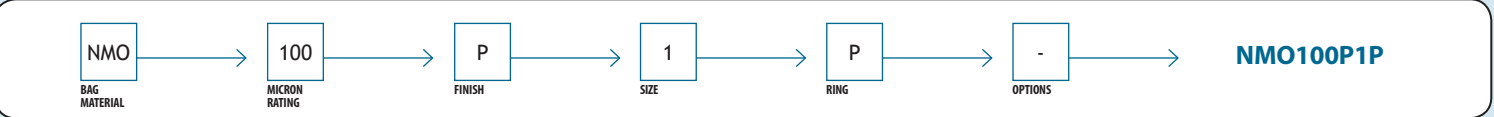
As always, discuss your options with your local sales representative to find the best fit for your application.

# MICRON RATED MESH FILTER BAGS

Monofilament Mesh  
Multifilament Mesh

- ▶ PAINTS
- ▶ COATINGS
- ▶ GENERAL CHEMICAL
- ▶ PROCESS WATER
- ▶ INK INDUSTRY
- ▶ FOOD AND BEVERAGE INDUSTRY

## ORDER GUIDE



**Monofilament Mesh** Filter Bags are manufactured in a wide range of micron ratings using a single filament weave. Single filament woven media provides two distinct advantages over multi-filament media, excellent fabric strength and perfectly uniformed openings.

**Monofilament Mesh** is available in 1 through 800 microns as standard and larger for special orders. For applications where clients require no fiber migration at a high level of efficiency, mono-filament material is a perfect fit.

**Multifilament Mesh** Filter Bags are manufactured in a narrow range of micron ratings using a multi-strand weave.

Multi-strand woven media is very cost effective for those applications where nominal filtration is required. The media openings are nominally spaced apart and require the use of a support basket to optimize filter performance. This media is excellent when applications require fiber free products from 100 micron up to 800 micron nominal efficiency range.



**Monofilament Mesh** is a woven fabric where each thread is a single filament, boasting excellent strength with no fiber migration. Providing extra strength and abrasion resistance, and offering a broad range of chemical compatibility, Monofilament Mesh bags are available in nylon, polyester and polypropylene.

**Multifilament Mesh** is a woven fabric where each strand consists of many smaller diameter threads. Multi-filament Mesh filters are manufactured in a narrow range of micron ratings using a multi-strand weave, and are available in nylon and polyester.



### MONOFILAMENT MESH

- ▶ NYLON MONOFILAMENT IS FDA AND EU COMPLIANT
- ▶ RELIABLE AND PREDICTABLE FILTRATION PERFORMANCE DUE TO A HIGHLY UNIFORMED HOLE CONFIGURATION
- ▶ NON-FIBER RELEASING MATERIAL FOR HIGH PURITY APPLICATIONS
- ▶ EXTREMELY WIDE CHEMICAL COMPATIBILITY
- ▶ VERY HIGH TENSILE STRENGTH
- ▶ HYGIENICALLY SUPERIOR DUE TO INSIDE-OUT FLOW DYNAMIC, ALL IMPURITIES ARE CONTAINED INSIDE THE ELEMENT
- ▶ MINIMAL PRODUCT LOSS DUE TO QUICKER DRAIN OFF OF FILTERED PRODUCT

### MULTIFILAMENT MESH

- ▶ AVAILABLE IN A HIGHLY CHEMICAL RESISTANT NYLON MATERIAL
- ▶ VERY COST EFFECTIVE
- ▶ NON-FIBER RELEASING MATERIAL
- ▶ REDUCED PRODUCT LOSS DUE TO VIRTUALLY NO MEDIA HOLD UP VOLUME
- ▶ EXCELLENT NOMINAL EFFICIENCY PERFORMANCE WHEN UTILIZED WITH A SUPPORT BASKET
- ▶ SUPERIOR TO CARTRIDGE FILTRATION DUE TO INSIDE-OUT FLOW DYNAMIC, ALL IMPURITIES ARE CONTAINED INSIDE THE FILTER BAG

## ORDER OPTIONS

| STYLE   |   |
|---|---|
| -   | Standard  |
| A   | *Automotive   |
| <small>* Not available for NMU, PEMU</small>        |   |
| MATERIAL  |   |
| NMO   | Nylon Monofilament  |
| PEMO  | *Polyester Monofilament   |
| POMO  | *Polypropylene Monofilament   |
| NMU   | Nylon Multifilament   |
| PEMU  | Polyester Multifilament   |
| <small>* Minimum order quantities may apply</small> |   |
| MICRON RATINGS                                      |   |
| NMO   | 1, 5, 10, 25, 35, 50, 75, 100, 125, 150, 200, 250, 300, 400, 600, 800 |
| NMU   | 100T, 100F, 150, 200, 250, 300, 400, 600, 600T, 800                   |
| PEMU  |   |
| FINISH  |   |
| P   | Plain   |
| SIZE  |   |
| 1   | 7" x 16"  |
| 2   | 7" x 32"  |
| 3   | 4.08" x 8"  |
| 4   | 4.08" x 14"   |
| 25  | 4" x 9"   |
| 30  | 4.118" x 10"  |
| 50  | 4" x 21"  |
| 65  | 4.118" x 22"  |
| RING  |   |
| P   | Polypropylene P-Flange  |
| M   | Polypropylene M-Flange  |
| PER   | Polyester P-Flange  |
| MER   | Polyester M-Flange  |
| DS  | Draw String   |
| S   | Carbon Steel Ring   |
| SS  | Stainless Steel Ring  |
| PR  | Polypropylene Ring  |
| N   | No Ring   |
| Z   | *Polypropylene Z-Flange   |
| <small>* Fits Size 25, 50 bags only</small>         |   |
| OPTIONS   |   |
| HS  | Handle-Strap  |

### NEED A VESSEL FOR YOUR BAGS?

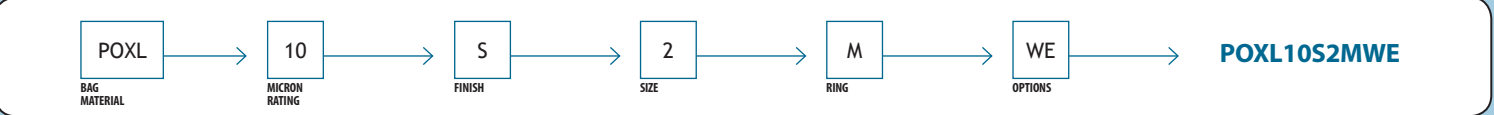
For the Monofilament Mesh and Multifilament Mesh, the following vessel types are most commonly used:  
 SRX—PAGE 134    SRHD—PAGE 136    SRID—PAGE 138    SRL—PAGE 132  
 SRMX—PAGE 134    SRVB—PAGE 142    SRVB—PAGE 140  
 As always, discuss your options with your local sales representative to find the best fit for your application.

# POXL & PEXL X-TRA LIFE FILTER BAGS

Extended Life Bags

- ▶ INKS, PAINTS & COATINGS
- ▶ GENERAL CHEMICAL
- ▶ PROCESS WATER
- ▶ FOOD AND BEVERAGE INDUSTRY

### ORDER GUIDE



X-TRA Life Filter Bags utilize state-of-the-art needling technology providing outstanding filtration performance in a variety of applications.

Our polyester and polypropylene X-TRA Life materials utilize a proprietary fiber blend configuration to create a media that is heavier, thicker and stronger than standard felted media. This formulation delivers enhanced efficiencies, without increasing initial differential pressure.

Both the POXL and PEXL bags are ideal for removing gels, irregular shaped particles in liquid streams with a wide particle size distribution. X-TRA Life Filter Bags are available in designs that comply with both FDA and EC requirements for food and beverage contact.



- ▶ FIELD TESTS ARE VERIFYING THAT OUR POXL AND PEXL FILTERS LAST AN AVERAGE OF 2 TO 4 TIMES LONGER THAN CONVENTIONAL BAGS
- ▶ REDUCED OPERATING COSTS DUE TO FEWER BAG CHANGEOUTS
- ▶ REDUCED LABOR COSTS ASSOCIATED WITH FEWER BAG CHANGES
- ▶ REDUCED DISPOSAL COST
- ▶ INCREASED PRODUCTIVITY DUE TO STAYING ONLINE LONGER BETWEEN CHANGEOUTS
- ▶ THERMALLY TREATED FABRIC FINISH WHICH VIRTUALLY ELIMINATES THE POSSIBILITY OF FIBER MIGRATION
- ▶ FULLY WELDED CONSTRUCTION UTILIZING OUR SURE-WELD TECHNOLOGY IS STANDARD ON POXL BAGS

POXL and PEXL bags are available with Sure-Weld technology. Our proprietary "Tri-Seal" P-flange provides a distinct advantage compared to conventional sewn filter bag with metal snap rings or industry standard poly flanges. Using state-of-the-art welding technology specifically designed to bond needle punched textile fabrics, we are able to offer the strongest most reliable welded filter bags on the market.

Our Sure-Weld filters come with the security of an overlap side seam, which eliminates the "bump" that occurs with conventional sewn snap ring filters. By welding to a "Tri-Seal" P-flange our fully welded filter bags offer unparalleled seal security, which delivers superior filtrate consistency.



| AVAILABLE MICRON RATINGS                                       |                    |               |
|--|--------------------|---------------|
| POXL - Polypropylene Extended Life - 1, 5, 10, 25, 50, 75, 100 |                    |               |
| PEXL - Polyester Extended Life - 1, 5, 10, 25, 50, 75, 100     |                    |               |
| POLYPROPYLENE - CHEMICAL COMPATIBILITY**                       |                    |               |
| TEMPERATURE  | CHEMICAL           | COMPATIBILITY |
| 200°F  | Acids              | Excellent     |
| 200°F  | Alkali             | Excellent     |
| 200°F  | Oxidizing Agents   | Excellent     |
| 200°F  | Solvents           | Average       |
| POLYESTER - CHEMICAL COMPATIBILITY**                           |                    |               |
| TEMPERATURE  | CHEMICAL           | COMPATIBILITY |
| 300°F  | Weak Acids         | Good          |
| 300°F  | Strong Acids       | Good          |
| 300°F  | Weak Alkali        | Poor          |
| 300°F  | Strong Alkali      | Poor          |
| 300°F  | Solvents           | Very Good     |
| 300°F  | Petroleum Products | Very Good     |

\*\*Reflective of Filter Bag Material only. Please consult with your Application Engineer to verify specific chemical compatibility

### ORDER OPTIONS

| MATERIAL   |  |
|--|--|
| POXL<br>PEXL   | Polypro. Extended Felt Life<br>Polyester Extended Felt Life                                  |
| MICRON RATINGS   |  |
| POXL - 1, 5, 10, 25, 50, 75, 100<br>PEXL - 1, 5, 10, 25, 50, 75, 100 |  |
| FINISH   |  |
| S<br>N   | Singed<br>Nylon Mesh Cover   |
| SIZE   |  |
| 1<br>2   | 7" x 16"<br>7" x 32"   |
| RING   |  |
| P<br>M<br>PER<br>MER   | Polypropylene P-Flange<br>Polypropylene M-Flange<br>Polyester P-Flange<br>Polyester M-Flange |
| OPTIONS  |  |
| WE   | Sure-Weld  |

#### NEED A VESSEL FOR YOUR BAGS?

For the POXL and PEXL, the following vessel types are most commonly used:

- SRX—PAGE 134
- SRHD—PAGE 136
- SRID—PAGE 138
- SRMX—PAGE 134
- SRMB—PAGE 142
- SRVB—PAGE 140

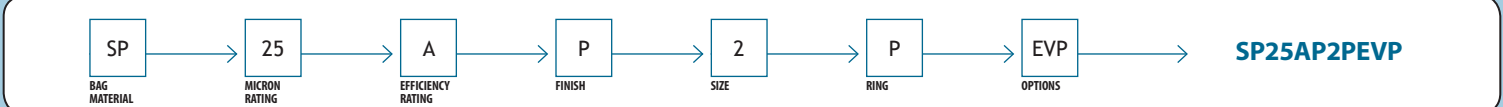
As always, discuss your options with your local sales representative to find the best fit for your application.

# EVP/EVP-A ENHANCED VERTICAL PLEAT

Extended Life Bags

- ▶ GLYCOLS
- ▶ AMINES
- ▶ COOLANTS
- ▶ ADHESIVES
- ▶ RESINS
- ▶ PETRO-CHEMICALS
- ▶ FINE CHEMICALS
- ▶ PLATING SOLUTIONS
- ▶ FOOD & BEVERAGE APPLICATIONS
- ▶ INKS, PAINTS & COATINGS
- ▶ COOLING TOWERS
- ▶ DOWN WELL INJECTION
- ▶ CUTTING FLUIDS
- ▶ HIGH PURITY WATER

## ORDER GUIDE



Strainrite's **EVP (Enhanced Vertical Pleat)** filters are the product of years of successful, application specific filtration in a variety of industries, using the Model 8T as the genesis of the Value-Life Series.

By working closely with our distributor partners, and their valued customers, we have learned how to amplify the critical features that make the **EVP** the greatest value in the filtration marketplace today. With proprietary advances in pleat profile and rigidity, graded density materials of construction, and utilized surface area, no filter element provides equal filtration performance, life and loading capacity at a similar price.



- ▶ OPTIMIZED PLEAT PROFILE RIGIDITY PROVIDES > 50% INCREASES IN SURFACE AREA UTILIZATION INCREASE AND PROTECTS FINAL FILTER MEDIA FROM PREMATURE BLINDING AND INCREASES FILTER LIFE
- ▶ TRUE GRADED DENSITY DESIGN AND INCREASED SURFACE AREA
- ▶ REDUCED FILTER ELEMENT DISPOSAL COSTS
- ▶ LONGER, UNINTERRUPTED RUN TIMES
- ▶ REDUCED EMPLOYEE EXPOSURE, REDUCED PRODUCT LOSS AND REAL LABOR COST-SAVINGS DUE TO FEWER FILTER CHANGE-OUTS
- ▶ NO EQUIPMENT MODIFICATION REQUIRED, FITS ALL INDUSTRY STANDARD #1 AND #2 SIZE BAG HOUSINGS
- ▶ CARBON STEEL AND STAINLESS STEEL RINGS AND PLASTIC FLANGES; HANDLE STRAP INCLUDED
- ▶ OPTIONAL ZERO-BYPASS VESSELS AVAILABLE

### EVP-A

- ▶ FDA COMPLIANT

### AQUA-RITE EVP

- ▶ ABSOLUTE RATED COVER PROVIDES PROTECTION AND CLASSIFICATION WHILE MAINTAINING THE GRADIENT DEPTH OF THE STANDARD EVP

### RESULTS FROM FIELD CASE STUDIES - SURFACE AREA AND LIFE IMPROVEMENT

| Product Styles              | Bag Life | Surface Area in Square Feet |    |    |    |    |    |    |
|-----------------------------|----------|-----------------------------|----|----|----|----|----|----|
|                             |          | 5                           | 10 | 15 | 20 | 25 | 30 | 35 |
| #2 Size Filter Bag (SP1P25) | 1 Day    | [Small blue bar]            |    |    |    |    |    |    |
| Value Life EVP (SP1P25-EVP) | 11 Days  | [Large blue bar]            |    |    |    |    |    |    |

### RESULTS FROM FIELD CASE STUDIES - WASTE WATER STUDY

| Product Styles | Filter Life in Hours |                  |    |    |    |    |    |    |
|----------------|----------------------|------------------|----|----|----|----|----|----|
|                |                      | 5                | 10 | 15 | 20 | 25 | 30 | 35 |
| AP10P25        |                      | [Small blue bar] |    |    |    |    |    |    |
| AP10P25-EVP    |                      | [Large blue bar] |    |    |    |    |    |    |

### OPTIMIZED PLEAT PROFILE



14 square feet (size 2) of media versus 4 square feet of media standard bag

7 square feet (size 1) of media versus 2 square feet of media standard bag

Fits in standard size 1 / size 2 housing

## ORDER OPTIONS

| MATERIAL  |   |
|---|---|
| SP<br>AP<br>AR  | Polypropylene Felt<br>Polyester Felt*<br>Aqua-Rite Polypropylene Felt*  |
| *Not available in Absolute efficiency                                 |   |
| MICRON RATINGS  |   |
| 1T, 1, 5, 10, 25, 50, 75*, 100*, 150*, 200*                           |   |
| *Not available in Absolute efficiency                                 |   |
| EFFICIENCY RATING   |   |
| A<br>-  | Absolute<br>Nominal   |
| FINISH  |   |
| S<br>P  | Singed*<br>Plain  |
| *Not available in Absolute efficiency                                 |   |
| SIZE  |   |
| 1<br>2  | 7" x 16"<br>7" x 32"  |
| RING  |   |
| P<br>M<br>PER<br>MER<br>S<br>SS                                       | Polypropylene P-Flange<br>Polypropylene M-Flange<br>Polyester P-Flange* **<br>Polyester M-Flange* **<br>Carbon Steel Ring**<br>Stainless Steel Ring** |
| *Not available in Aqua-Rite<br>**Not available in Absolute efficiency |   |
| OPTIONS   |   |
| EVP   | Enhanced Vertical Pleat   |

### NEED A VESSEL FOR YOUR BAGS?

For the EVP/EVP-A and Aqua-Rite EVP, the following vessel types are most commonly used:

- SRX—PAGE 134
- SRHD—PAGE 136
- SRID—PAGE 138
- SRMX—PAGE 134
- SRMB—PAGE 142
- SRVB—PAGE 140

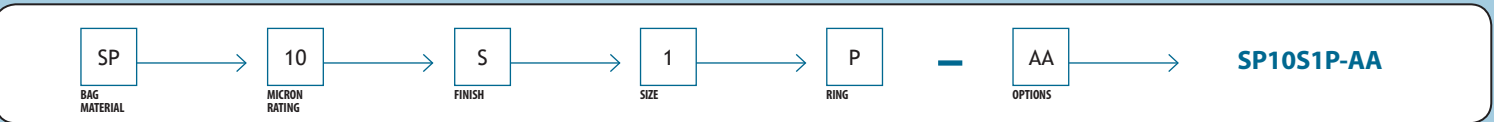
As always, discuss your options with your local sales representative to find the best fit for your application.

# AA - ADDITIONAL AREA NEEDLE-PUNCH FELT

Extended Life Bags

- ▶ INKS, PAINTS & COATINGS
- ▶ EDIBLE OILS
- ▶ PROCESS WATER
- ▶ WASTE WATER
- ▶ FOOD & BEVERAGE INDUSTRY

### ORDER GUIDE



Added Area AA bags provide 65% more surface area and frequently provide a vastly disproportionate benefit – life advantages of 4-5 x have been reported (actual benefit for a given application must be assessed on a case-by-case basis).

The Strainrite Companies offer the widest range of needle punch felt filters in the market. We have formed long term strategic partnerships with North America's largest and most respected needle punch manufacturers.

All of our fabrics are manufactured on state-of-the art high speed needling equipment that continuously monitor key specifications in real time resulting in the most uniform and consistent fabric across the entire web in our industry. By combining our technically advanced converting process with industry's most reliable media The Strainrite Companies offers The AA, a felt filter bag that leads in product quality, reliability and repeatability.



The BRB-AA Resinator filter bag combines the benefits of added filter area with a resin-bonded filter medium that provides extra-ordinary life and high quality filtration for coatings, resins, paints, and adhesives. The non-compressible filter medium is ideal for high viscosity fluids. The phenolic-resin impregnated filter medium is tolerant to temperatures of 250°F when used with polyester hardware.



**Note: The BRB-AA Resinator filter bag is not intended for food, beverage and pharmaceutical applications.**

- ▶ 65% MORE SURFACE AREA THAN YOUR STANDARD SIZE 2 BAG FILTER
- ▶ UP TO 50% MORE FLOW THAN YOUR STANDARD SIZE 2 BAG FILTER
- ▶ LOWER TOTAL COSTS DUE TO HIGHER SOLIDS LOADING CAPABILITIES
- ▶ REDUCED LABOR COSTS FROM FEWER CHANGE-OUTS
- ▶ SMALLER HOUSING FOOT-PRINT IN NEW APPLICATION
- ▶ LOWER HOLD-UP VOLUME (67% LESS)
- ▶ LESS PRODUCT DRAG-OUT
- ▶ BAGS ARE FULLY WELDED, AVAILABLE IN BOTH 100% POLYPROPYLENE AND 100% POLYESTER CONSTRUCTION


For BRB-AA bags that will not be placed in a fully-welded Strainrite AA basket or will be installed using a non-welded AA insert, contact The Strainrite Companies or your distributor for additional ordering instructions – a length suffix code must also be used in those situations. Polyloc™ is a trademark of the Pall Corporation. Sentinel™ and Hayflow™ are trademarks of the Eaton Corporation. DuoFlo™ is a trademark of 3M CUNO.

#### NEED A VESSEL FOR YOUR BAGS?

For the AA Added Area, the following vessel types are most commonly used:  
 SRX—PAGE 134    SRHD—PAGE 136    SRID—PAGE 138  
 SRMX—PAGE 134    SRVB—PAGE 142    SRVB—PAGE 140  
 As always, discuss your options with your local sales representative to find the best fit for your application.

| STANDARD BAGS VS. AA BAGS |                   |                 |                          |
|---------------------------|-------------------|-----------------|--------------------------|
| BAG SIZE                  | DIAMETER (INCHES) | LENGTH (INCHES) | TOTAL AREA (SQUARE FEET) |
| 1                         | 7.000             | 16.0            | 2.44                     |
| 1-AA                      | 7.000             |                 | 4.03                     |
| 2                         | 7.000             | 30.5            | 4.66                     |
| 2-AA                      | 7.000             |                 | 7.69                     |

**RETROFIT / REPLACEMENT FEATURES**





Retrofits in standard #1 and #2 bag filter vessels (requires a basket change)

Ease of insertion with fully-welded bottoms

Drop-in replacement for DuoFlo™ and Hayflow™ (no basket change required)

Utilizes both Strainrite P-flange (Polyloc™) and M-Flange (Sentinel™)

### ORDER OPTIONS

| MATERIAL       |   |
|----------------|---|
| SP             | Polypropylene Felt                            |
| AP             | Polyester Felt                                |
| POXL           | Extended Life Polypropylene                   |
| PEXL           | Extended Life Polyester                       |
| BRB            | Resin-Bonded Polyester Felt                   |
| MICRON RATINGS |   |
| AP:            | 1T, 1, 5, 10, 25, 50, 75, 100, 200            |
| SP:            | 1T, 1, 5, 10, 25, 50, 75, 100, 200            |
| POXL:          | 1, 5, 10, 25, 50, 75, 100                     |
| PEXL:          | 1, 5, 10, 25, 50, 75, 100                     |
| BRB:           | 1T, 1, 5, 10, 25, 50, 75, 100, 200            |
| FINISH         |   |
| S              | *Singed                                       |
| P              | **Plain                                       |
| SIZE           |   |
| 1              | 7" x 16"                                      |
| 2              | 7" x 32"                                      |
| RING           |   |
| P              | Polypropylene P-Flange                        |
| M              | Polypropylene M-Flange                        |
| PER            | Polyester P-Flange                            |
| MER            | Polyester M-Flange                            |
| S              | Carbon Steel Ring                             |
| SS             | Stainless Steel Ring                          |
| OPTIONS        |   |
| AA             | Added Area <sup>††</sup>                      |
| AAH            | Added Area (Hayflow equivalent) <sup>††</sup> |
| AAC            | Added Area (Cuno equivalent) <sup>††</sup>    |
| SL-AA          | BRB Single Layer Added Area                   |

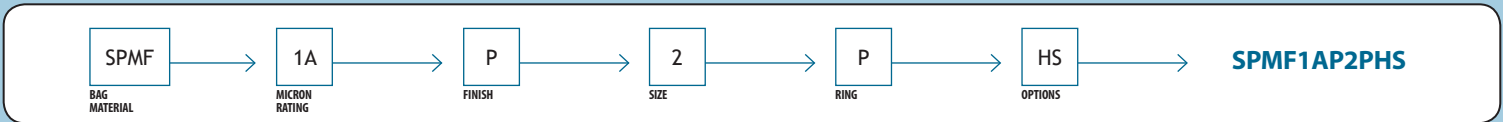
<sup>††</sup>Not available in BRB-AA  
<sup>†††</sup>Not available in POXL or PEXL  
<sup>††††</sup>Not available in POXL, PEXL or BRB-AA  
<sup>†††††</sup>Not available in BRB

# SPMF HIGH EFFICIENT

High Efficiency Filter Bags

- ▶ INKS & PAINTS
- ▶ GENERAL CHEMICAL
- ▶ OIL INDUSTRY
- ▶ PHARMACEUTICAL INDUSTRY
- ▶ AMINES
- ▶ PROCESS WATER
- ▶ MICROELECTRONICS INDUSTRY
- ▶ FOOD & BEVERAGE INDUSTRY

## ORDER GUIDE



SPMF High Efficient Filter Bags are an excellent choice over cartridges for many applications and still offer absolute filtration. A series of different sieve opening layers achieves maximum surface area and longer life exceeding cartridge life substantially. SPMF bags do offer lower operating cost and still maintain the use of existing filter housings without the expense of new capital equipment.

All Strainrite SPMF bags are totally welded with our proprietary welding techniques to assure no particulate bypass and best cleanliness. Strainrite's chemically resistant polypropylene flange withstands and responds to increased flow rates and improves over high ranges of pressure, temperatures and microns. The molded (built-in) handles make quick and easy bag removal.



Strainrite's SPMF bags are developed to deliver longer life and absolute filtration. Each inner component is developed specifically to achieve continuous finer filtration inside to out with gradual particulate removal separation. Actual production runs have proven longer life and more effective clarity. 100% polypropylene construction, silicone free all in one easily disposable bag makes filtering very cost effective.

Strainrite's SPMF filter bags give absolute micron filtration and are available in 1A, 5A, 10A and 25 A micron ratings. Our bags replace expensive absolute rated cartridges by reducing filter costs due to bags having substantially more surface area. Standard needle punched felt bags are made from nominally rated media that has a fiber structure that is not as fine a filtration grade as melt blown media used in Strainrite's SPMF bags. Our bags have been designed to deliver calibrated fractional efficiency on very small particles down to less than one micron. Strainrite's SPMF bags are completely welded and welded to our snap type polypropylene molded flange.

|                                 |
|---------------------------------|
| <b>ABSOLUTE RATED RETENTION</b> |
| 1, 2, 5, 10, 25                 |
| <b>FINISH</b>                   |
| PLAIN                           |

- ▶ ALL COMPONENTS USED IN SPMF BAGS ARE FDA/EC LISTED MATERIALS FOR FOOD AND BEVERAGE APPLICATIONS
- ▶ AVAILABLE IN 1A, 2A, 5A 10A AND 25A ABSOLUTE EFFICIENCIES
- ▶ AVAILABLE WITH ZERO-BYPASS, 5 POINTS-OF-SEAL, EDPM TOP FLANGE AND OPTIONAL COMPRESSION DEVICE

### NEED A VESSEL FOR YOUR BAGS?

For the SPMF, the following vessel types are most commonly used:

- SRX—PAGE 134
- SRHD—PAGE 136
- SRID—PAGE 138
- SRMX—PAGE 134
- SRMB—PAGE 142
- SRL—PAGE 132

As always, discuss your options with your local sales representative to find the best fit for your application.

## ORDER OPTIONS

| MATERIAL                                |   |
|---|---|
| SPMF                                    | SPMF High Efficient   |
| MICRON RATINGS                          |   |
| 1A, 2A, 5A, 10A, 25A                    |   |
| FINISH                                  |   |
| P                                       | Plain   |
| SIZE                                    |   |
| 1                                       | *7" x 16"   |
| 2                                       | 7" x 32"  |
| <small>*Not available in 1A, 2A</small> |   |
| RING                                    |   |
| P<br>M<br>S<br>SS                       | Polypropylene P-Flange<br>Polypropylene M-Flange<br>Carbon Steel Ring<br>Stainless Steel Ring |
| OPTIONS                                 |   |
| HS                                      | Handle Strap  |

# HI-PRO MICRO

High Efficiency Filter Bags

- ▶ PAINTS
- ▶ GENERAL CHEMICAL
- ▶ FOOD & BEVERAGE INDUSTRY
- ▶ COATINGS
- ▶ PRODUCED WATER FROM GAS DRILLING
- ▶ HIGH PURITY WATER

The Strainrite Companies introduced the Hi-Pro Micro line of high-performance filter bags several years ago and it has proved to be a very successful product. This line provides a full range of absolute rated filter bags to meet all your exacting needs. All four editions of the **Hi-Pro Micro (HPM)** line incorporate Strainrite's unique graduated layering of media — starting with a built-in pre-filter inner layer and progressing to the tighter outer layers. The smaller particles are systematically removed as fluid travels through multiple layers with each individual layer performing a special function. This graduation aids in the prevention of premature blinding which causes unnecessary filter change out.

The product line offerings include the **Hi-Pro Micro 9200**, the **Hi-Pro Micro 9500**, the **Hi-Pro Micro 9700**, and the ultimate in bag filtration, the **Hi-Pro Micro 9900**.



### HPM-9200 & HPM-9500:

- ▶ WELL SUITED FOR APPLICATIONS REQUIRING REMOVAL OF SPECIFIC PARTICLE SIZES FROM LIQUIDS AT A REASONABLE COST/BENEFIT RATIO
- ▶ UP TO 95% EFFICIENCY

### HPM-9700 & HPM-9900:

- ▶ UP TO 99% EFFICIENCY
- ▶ BEST CHOICE FOR OIL CONTAMINATION
- ▶ EFFECTIVE REMOVAL OF GEL-LIKE PARTICLES

### AQUA-RITE HPM-9900:

- ▶ ANSI/NSF STANDARD 61 COMPLIANT
- ▶ MEETS REQUIREMENTS OF 40 CFR PARTS 141 & 142
- ▶ LT2 ENHANCED SURFACE WATER TREATMENT RULE (INDEPENDENTLY PERFORMED BY BIOVIR LABORATORIES INC.)
- ▶ APPROVED IN CALIFORNIA FOR 3 LOG REDUCTION USING STRAINRITE'S PRE & FINAL BAG SYSTEM
- ▶ BEST CHOICE FOR GIARDIA AND CRYPTOCYSTS

#### NEED A VESSEL FOR YOUR BAGS?

For the Hi-Pro Micro, the following vessel types are most commonly used:

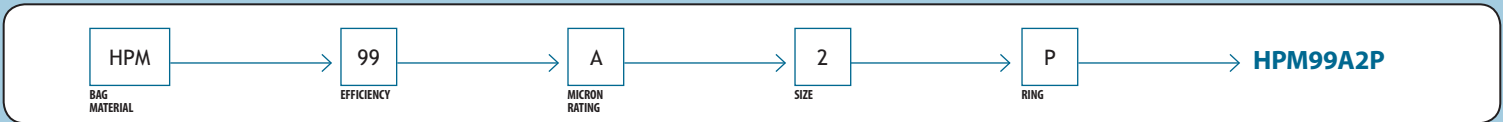
- SRX—PAGE 134
- SRHD—PAGE 136
- SRID—PAGE 138
- SRMX—PAGE 134
- SRMB—PAGE 142
- SRL—PAGE 132

For the Aqua-Rite Hi-Pro Micro, the following vessel type is most commonly used:

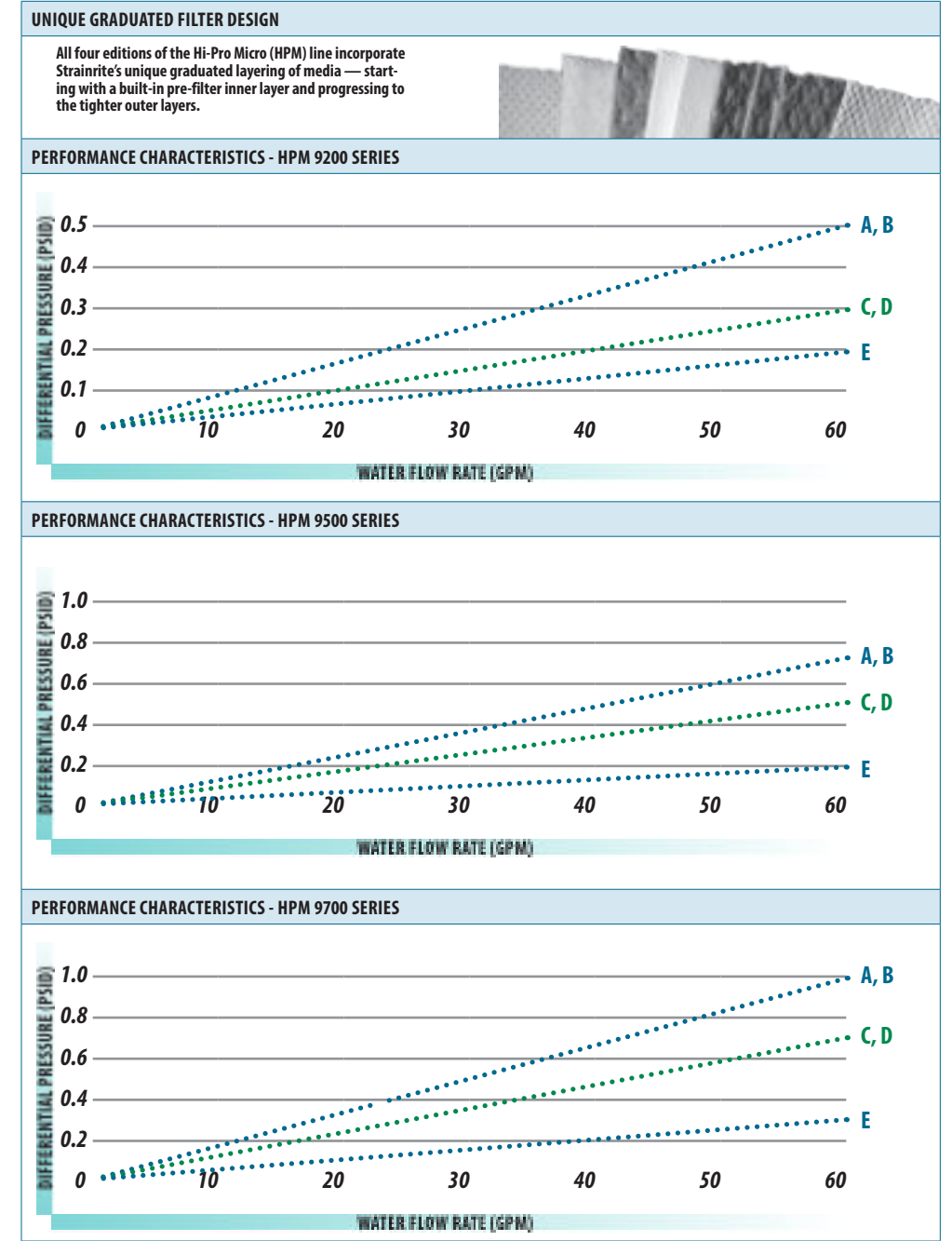
- AQ2—PAGE 146

As always, discuss your options with your local sales representative to find the best fit for your application.

### ORDER GUIDE



An unrivaled product, Strainrite's **Aqua Rite Hi-Pro Micro** line is the product suggested by the U.S. Environmental Protection Agency for the most effective removal of giardia and other cysts. Strainrite's product has the lowest standard deviation of any other filter, which means users achieve more consistent results from batch to batch. Equally important, this product presents the ultimate value in high purity filtration. The product line includes the **HPM99-CC-2SR** and **HPM99-CCX-2SR**, the ultimate in bag filtration. The two bags work in combination to achieve our drinking water approved system



### ORDER OPTIONS - HPM

| MATERIAL      |                         |
|---------------|-------------------------|
| HPM           | Hi-Pro Micro            |
| EFFICIENCY    |                         |
| 99            | 9900 Series - 99%       |
| 97            | 9700 Series - 97%       |
| 95            | 9500 Series - 95%       |
| 92            | 9200 Series - 92%       |
| MICRON RATING |                         |
| A             | 1.0                     |
| B             | 3.5                     |
| C             | 5.0                     |
| D             | 10.0                    |
| E             | 25.0                    |
| SIZE          |                         |
| 1             | 7" x 16"                |
| 2             | 7" x 32"                |
| 3             | 4.08" x 8"              |
| 4             | 4.08" x 14"             |
| 25            | 4" x 9"                 |
| 30            | 4.118" x 10"            |
| 50            | 4" x 21"                |
| 65            | 4.118" x 22"            |
| RING          |                         |
| P             | Polypropylene P-Flange  |
| M             | Polypropylene M-Flange  |
| S             | Carbon Steel Ring       |
| SS            | Stainless Steel Ring    |
| Z             | Polypropylene Z-Flange* |

\*Fits Size 25, 50 bags only

### ORDER OPTIONS: AQUA-RITE HPM

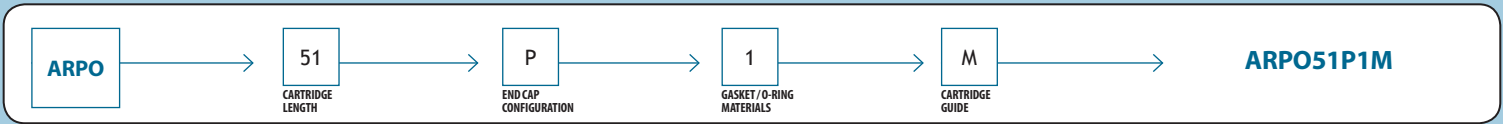
| AQUA-RITE HI-PRO MICRO |                                 |
|------------------------|---------------------------------|
| HPM99-CC-2SR           | Primary Filter (pre-filter)     |
| HPM99-CCX-2SR          | Secondary Filter (final filter) |

# ACCURITE ULTRA-EFFICIENT

High Efficiency Filter Bags - Polypropylene Support

- ▶ INKS & PAINTS
- ▶ GENERAL CHEMICAL
- ▶ PETROCHEMICAL
- ▶ PHARMACEUTICAL INDUSTRY
- ▶ COATINGS
- ▶ PROCESS WATER
- ▶ MICROELECTRONICS INDUSTRY
- ▶ FOOD & BEVERAGE INDUSTRY

## ORDER GUIDE



Accu-Rite Ultra-Efficient Filter Bags achieve efficiencies greater than 99% and are available in 1.5, 3, 10 and 25 micron ratings. They are an excellent choice where the convenience of bag filtration is required in combination with absolute filtration. We employ specially-engineered filtration layers in combination to achieve maximized performance in terms of filter life and particle retention. Accu-Rite bags offer lower operating cost while permitting the use of existing filter housings without the expense of new capital equipment.



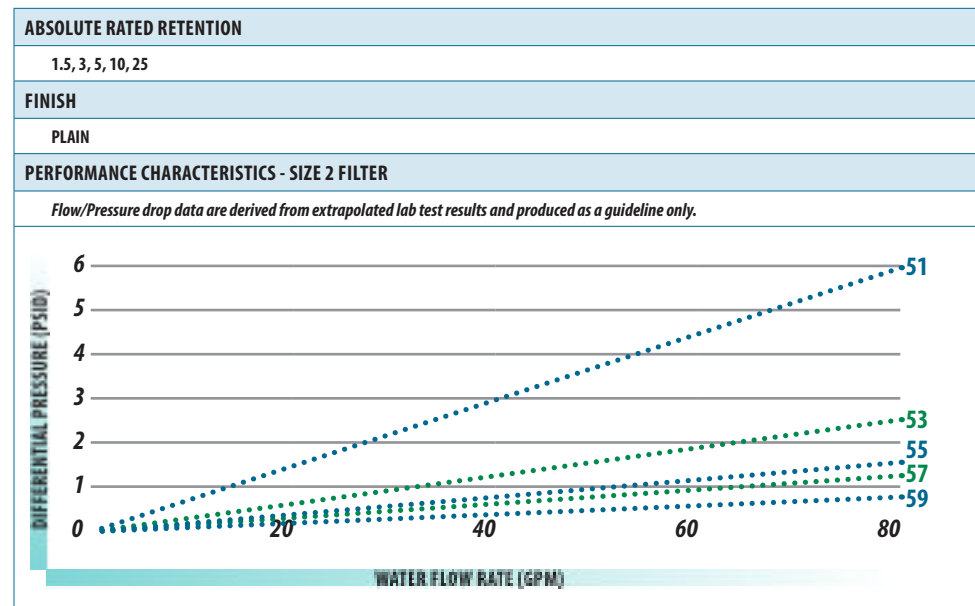
- ▶ ALL COMPONENTS USED IN ACCU-RITE ULTRA-EFFICIENT FILTER BAGS ARE FDA/EC LISTED MATERIALS FOR FOOD AND BEVERAGE APPLICATIONS
- ▶ AVAILABLE IN 1.5, 3, 5, 10 AND 25 ABSOLUTE EFFICIENCIES
- ▶ AVAILABLE WITH ZERO-BYPASS, 5 POINTS-OF-SEAL, EDPM TOP FLANGE AND OPTIONAL COMPRESSION DEVICE
- ▶ POLYPROPYLENE COVER INCLUDED ON SIZE 1 AND 2 FILTER BAGS TO FACILITATE CHANGE-OUT.

All Strainrite Accu-Rite bags are totally welded with our proprietary welding techniques to assure absence of particulate bypass and best cleanliness. Strainrite's chemically-resistant polypropylene flange withstands and responds to increased flow rates, performing reliably over high ranges of pressure and temperature, and providing a high-performance seal consistent with the micron rating of the filter. The molded (built-in) handles make quick and easy bag removal.

Strainrite has achieved superior results by engineering a filter construction that removes progressively smaller contaminants as fluids move from upstream to downstream through our proprietary filter media. Actual production runs have proved that the Accu-Rite Ultra-Efficient Filter Bags provide longer life and superior clarity. These filters, comprised of 100% polypropylene filter medium with polypropylene support, are manufactured in a silicone free facility in which each employee has received CRATER training.

Accu-Rite filters are available with a variety of rings and flanges to fit most filter housings. This includes Strainrite's M-Flange which is employed in retrofitting a competitor's Sentinel™ flange\*.

\*Sentinel™ is a trademark of Eaton Corporation.



## ORDER OPTIONS

| MATERIAL         |                        |
|------------------|------------------------|
| ARPO             | Accu-Rite              |
| CARTRIDGE LENGTH |                        |
| 51               | 1.5µ - 99%             |
| 53               | 3µ - 99%               |
| 55               | 5µ - 99%               |
| 57               | 10µ - 99%              |
| 59               | 25µ - 99%              |
| FINISH           |                        |
| P                | Plain                  |
| SIZE             |                        |
| 1                | 7" x 16.5"             |
| 2                | 7" x 30.5"             |
| RING             |                        |
| P                | Polypropylene P-Flange |
| M                | Polypropylene M-Flange |
| S                | Carbon Steel Ring      |
| SS               | Stainless Steel Ring   |

### NEED A VESSEL FOR YOUR BAGS?

For the Accu-Rite, the following vessel types are most commonly used:

- SRX—PAGE 134
- SRHD—PAGE 136
- SRID—PAGE 138
- SRMX—PAGE 134
- SRMB—PAGE 142
- SRL—PAGE 132

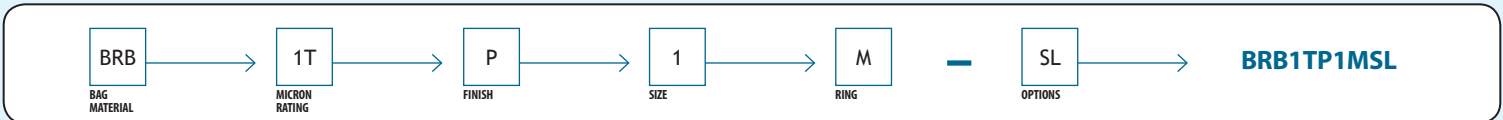
As always, discuss your options with your local sales representative to find the best fit for your application.

# BRB / BRB-AA RESINATOR

Resin-Bonded Specialty Bags

- ▶ INKS
- ▶ PAINTS
- ▶ COATINGS
- ▶ HYDRAULIC FLUIDS
- ▶ RESINS
- ▶ ADHESIVES
- ▶ PRODUCED FLUIDS
- ▶ PETROLEUM PRODUCTS

## ORDER GUIDE



Once again, The Strainrite Companies delivers true filtration innovation by combining only the positive qualities of resin-bonded cartridges with the proven advantages of a Strainrite premium quality filter bag.

**Resinator** users gain the non-compressible media depth of a resin filter, along with the greatly enhanced solids loading capacity and cost saving features of a Strainrite gradient-density filter bag. This product excels in a wide variety of high viscosity fluid filtration applications where authoritative removal of problematic gels is required.

These “hard body” filter bags represent a significant advancement in the utilization of rigid fiber technology and illustrate the leadership role The Strainrite Companies plays in supplying vision and technical leadership when designing and manufacturing liquid filter bags.

This graduated double layer product design combines the depth loading efficiency of resin bonded cartridges with the greater dirt loading capacity of a filter bag creating the most cost effective method for filtering both low and high viscosity fluids.



**New: Resinator filter bags are now available in an AA (added area) configuration. This configuration provides 70% more surface area and often provides a disproportionately larger benefit. A Resinator filter bag in the AA configuration combines the benefits of a non-compressible filter medium and the extended filter life and greater throughputs of added surface area. (Requires use of an AA basket.)**



## ORDER OPTIONS

| MATERIAL                                  |                                       |
|---|---------------------------------------|
| BRB                                       | Resin-Bonded Polyester Felt           |
| MICRON RATINGS                            |                                       |
| 1T, 1, 5, 10, 25, 50, 75, 100, 200        |                                       |
| FINISH                                    |                                       |
| P   | Plain                                 |
| SIZE                                      |                                       |
| 1   | 7" x 16"                              |
| 2   | 7" x 30.5"                            |
| RING                                      |                                       |
| P   | Polypropylene P-Flange                |
| M   | Polypropylene M-Flange                |
| PER                                       | Polyester P-Flange                    |
| MER                                       | Polyester M-Flange                    |
| SHS                                       | Carbon Steel Ring w/ Handle Strap*    |
| SSHS                                      | Stainless Steel Ring w/ Handle Strap* |
| PRHS                                      | Polypropylene Ring w/ Handle Strap*   |
| <small>*Not available for AA bags</small> |                                       |
| OPTIONS                                   |                                       |
| -   | Double Layer Standard Bag             |
| SL  | Single Layer Standard Bag             |
| SLAA                                      | Single Layer Added Area Bag           |

- ▶ NON-COMPRESSIBLE MEDIA DEPTH
- ▶ RIGID FIBER TECHNOLOGY
- ▶ GRADUATED DOUBLE LAYER
- ▶ HIGH DIRT LOADING CAPACITY

\*\* note: for AA bags that will not be placed in a Strainrite-manufactured AA basket, or that will be used with a basket-insert, a non-standard length bag may be required. Contact your Strainrite distributor for assistance.

### NEED A VESSEL FOR YOUR BAGS?

For the BRB Resinator, the following vessel types are most commonly used:

- SRX—PAGE 134
- SRHD—PAGE 136
- SRID—PAGE 138
- SRMX—PAGE 134
- SRMB—PAGE 142
- SRVB—PAGE 140

As always, discuss your options with your local sales representative to find the best fit for your application.

### MAXIMUM OPERATING TEMPERATURE

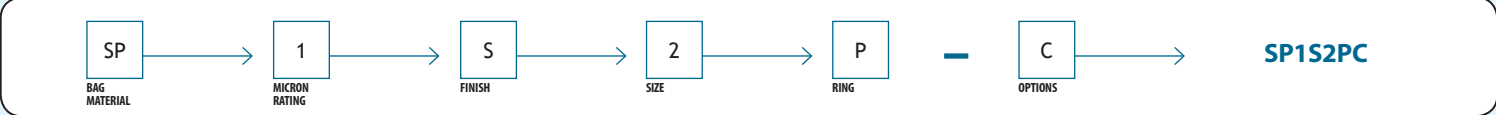
180°F (80°C) with polypropylene hardware  
250°F (121°C) with polyester hardware or metal ring

# ABSORB-RITE® BAGS

Specialty Bags

- ▶ ELECTROPLATING
- ▶ PICKLING LIQUIDS
- ▶ LIQUID FERTILIZERS
- ▶ GLYCOLS
- ▶ WASTE WATER
- ▶ CUTTING OIL REMOVAL

### ORDER GUIDE



The Absorb-Rite® filter bag from The Strainrite Companies substantially reduces oil and grease from aqueous based liquids. The Absorb-Rite® bag offers a unique two-in-one design that forces the liquid through the entire length of the filter, therefore uniformly utilizing all the absorbant media.

Typically, this unique filter absorbs 10-15 times its weight in oil. The Absorb-Rite® offers in excess of 50% more absorbency than competing brands.

Absorb-Rite® filter bags are available to fit all bag filter housings. Anywhere oil or grease must be separated and removed from an industrial stream, Absorb-Rite® bags are designed to fill the need. Best results at low flow rates to achieve longer contact time.

- ▶ UNIQUE THREE LAYER CONSTRUCTION RESULTS IN MAXIMUM EXPOSURE TIME AT MINIMUM FLOW RATE
- ▶ THE TOP DISC PRE-FILTER MATERIAL REMOVES DIRT AND OTHER PARTICULATE MATERIAL PRIOR TO THE ADSORPTION OF HYDROCARBONS
- ▶ DESIGNS AVAILABLE TO REMOVE PARTICLES IN THE 1-200 MICRON RANGE
- ▶ HIGHER HYDROCARBON REMOVAL CAPACITY THAN OTHER FILTER BAGS ON THE MARKET
- ▶ HIGHER CAPACITY THAN MOST OTHER BAGS ON THE MARKET
- ▶ STANDARD BAGS FIT SRID AND SRHD FILTER VESSELS (FIT COMPETITOR HOUSINGS AS WELL)
- ▶ DESIGNED TO MINIMIZE CONTAMINATION DURING CHANGEOVER



### ORDER OPTIONS

| MATERIAL                |                          |
|-------------------------|--------------------------|
| SP                      | Polypropylene Felt       |
| MICRON RATINGS          |                          |
| 1,5,10,25,50,75,100,200 |                          |
| FINISH                  |                          |
| S                       | Singed                   |
| SIZE                    |                          |
| 1                       | 7" x 16"                 |
| 2                       | 7" x 32"                 |
| RING                    |                          |
| P                       | Polypropylene P-Flange   |
| M                       | Polypropylene M-Flange   |
| SHS                     | Carbon Steel Ring*       |
| SSH                     | Stainless Steel Ring*    |
| PRHS                    | Polypropylene Ring*      |
| Z                       | Polypropylene Z-Flange** |
| OPTIONS                 |                          |
| C                       | Absorb-Rite              |

\*For Bags with Rings, HS is added to standard code, as Handle Straps (HS) are always standard on Absorb-Rite bags with rings  
 \*\*Fits Size 25, 50 bags only

| MATERIALS  |
|--|
| Polypropylene Felt   |
| FLOW RATE  |
| #2 Size = 5 gpm<br>#1 Size = 2½ gpm<br>Estimate flows depending upon ppm oil and viscosity |
| MICRON RATINGS   |
| 1,5,10,25,50,75,100,200  |
| FINISH   |
| Singed   |

#### NEED A VESSEL FOR YOUR BAGS?

For the Absorb-Rite, the following vessel types are most commonly used:  
 SRX—PAGE 134    SRHD—PAGE 136    SRID—PAGE 138    SRL—PAGE 132  
 SRMX—PAGE 134    SRMB—PAGE 142    SRVB—PAGE 140  
 As always, discuss your options with your local sales representative to find the best fit for your application.

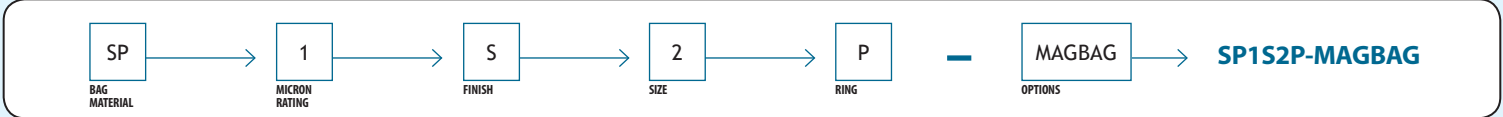
# MAG-BAG

Multi-magnet design for metal removal - Specialty Bags

- ▶ PLATING
- ▶ PARTS WASHERS
- ▶ MACHINING COOLANTS
- ▶ MACHINING LUBRICANTS

- ▶ AUTOMOTIVE PRE-COAT
- ▶ CUTTING, GRINDING AND BORING
- ▶ PRE-CLEANING PROCESS WATER BEFORE SENSITIVE OPERATIONS

### ORDER GUIDE



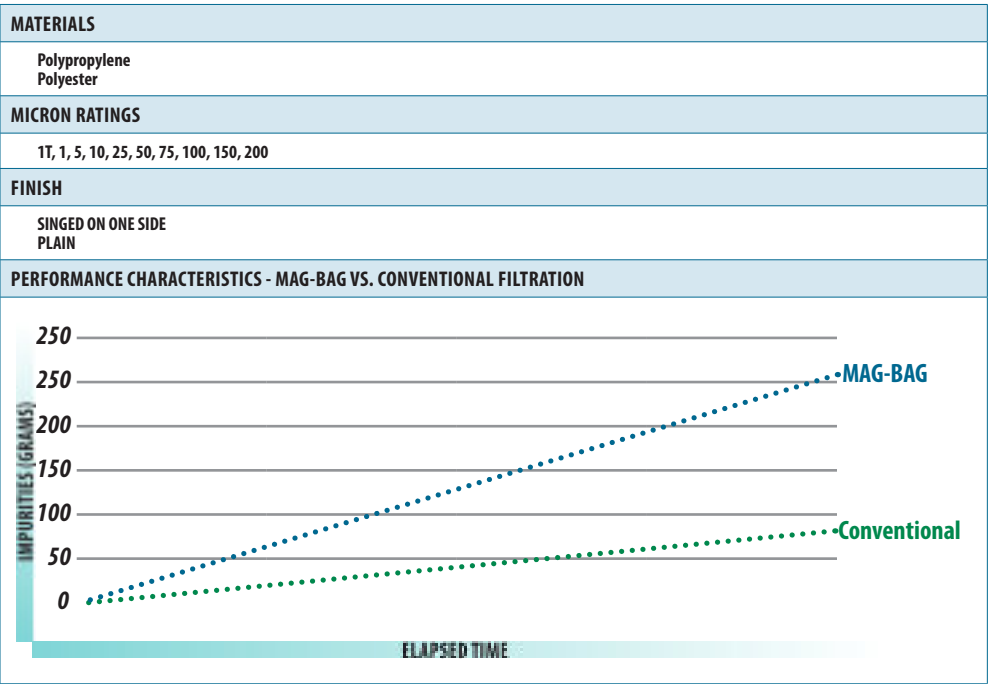
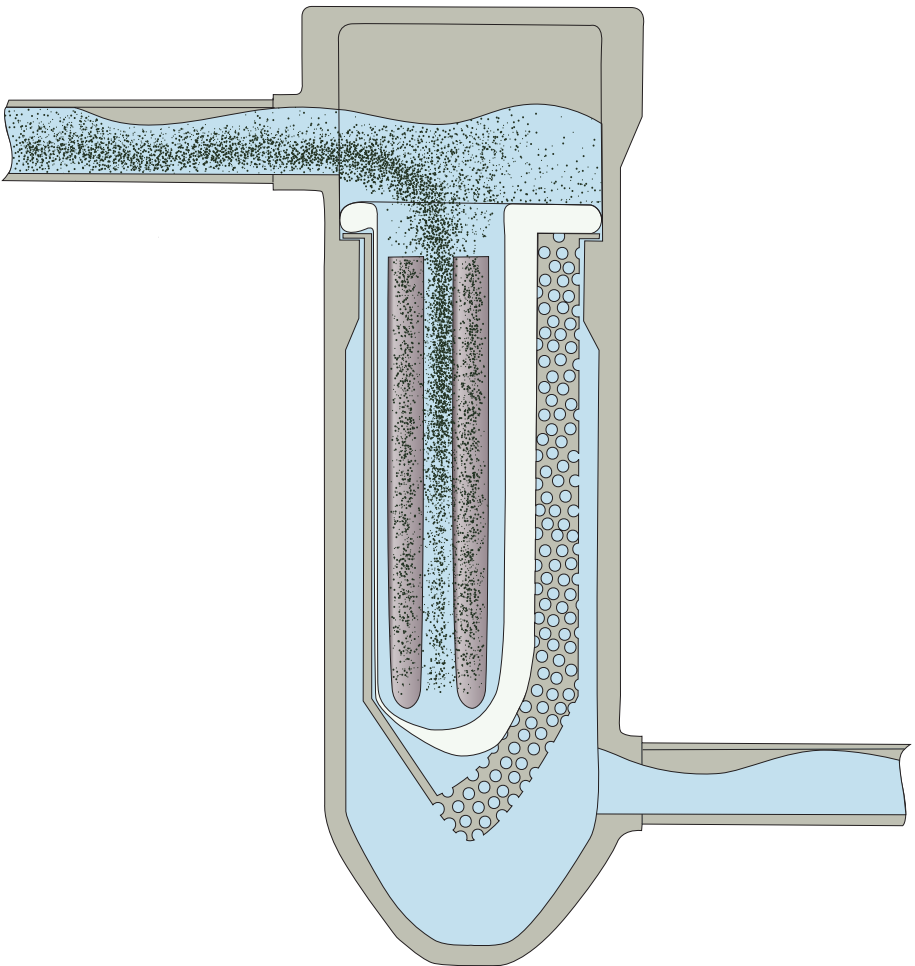
The **MAG-BAG** incorporates a multi-purpose design that attracts microscopic ferrous impurities along the entire length of the 12" or 24" magnetic bars\*. Filter life is optimized, as the ferrous particles are largely attracted to the magnet contaminate pockets, as opposed to the exit wall of the filter.

Lacking Strainrite's proprietary multi-magnet configuration, other filter bags do not provide the same extensive sphere of influence and struggle to maintain high production flow rates.

Independent field studies demonstrate ferrous containment gain greater than two times over conventional filters.

- ▶ STANDARD THREE POCKET DESIGN ACCOMMODATES 3 MAGNETIZED RODS
- ▶ MINIMIZES DOWNTIME AND WASTE-WATER TREATMENT COSTS
- ▶ KEEPS SPRAY NOZZLES CLEAN AND ENHANCES PRODUCT APPEARANCE
- ▶ MULTI-MAGNET DESIGN FOR UNSURPASSED METAL REMOVAL
- ▶ MAXIMIZES PRODUCTION CAPACITY AND PRODUCT QUALITY
- ▶ EXTENDS LIFE OF CUTTING TOOLS, EQUIPMENT AND METAL-WORKING LIQUIDS
- ▶ TRAPS 200% MORE FERROUS FINES
- ▶ COST-EFFECTIVE REUSABLE RARE EARTH MAGNETS WITH 1" LIFTING LOOP FOR EASY REMOVAL

\*note: Magnets not included. Contact your Strainrite distributor for a magnet quote.



### ORDER OPTIONS

| MATERIAL                                |                        |
|---|------------------------|
| SP                                      | Polypropylene          |
| AP                                      | Polyester              |
| MICRON RATINGS                          |                        |
| 1T, 1, 5, 10, 25, 50, 75, 100, 150, 200 |                        |
| FINISH                                  |                        |
| S                                       | Singed on one side     |
| P                                       | Plain                  |
| SIZE                                    |                        |
| 1                                       | 7" x 16"               |
| 2                                       | 7" x 32"               |
| RING                                    |                        |
| P                                       | Polypropylene P-Flange |
| M                                       | Polypropylene M-Flange |
| S                                       | Carbon Steel Ring      |
| SS                                      | Stainless Steel Ring   |
| OPTIONS                                 |                        |
| MAG-BAG                                 |                        |

#### NEED A VESSEL FOR YOUR BAGS?

For the MAG-BAG, the following vessel types are most commonly used:  
 SRX—PAGE 134    SRHD—PAGE 136    SRID—PAGE 138  
 SRMX—PAGE 134    SRMB—PAGE 142    SRVB—PAGE 140  
 As always, discuss your options with your local sales representative to find the best fit for your application.

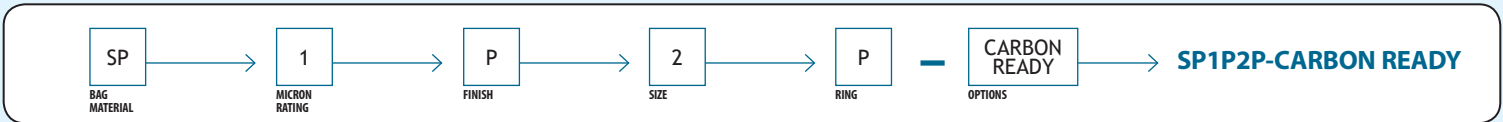
# CARBON & CHEMICAL READY BAGS

Specialty Bags

- ▶ PLATING
- ▶ PARTS CLEANING
- ▶ WASTE WATER

- ▶ PRODUCED WATER
- ▶ MACHINE CUTTING FLUIDS
- ▶ GROUNDWATER REMEDIATION

## ORDER GUIDE



The **Carbon Ready & Chemical Ready Bags** are a Strainrite filtration innovation designed to separate and remove undesirable substances from liquid streams. These proprietary filter bags feature an impervious inner liner that does not allow liquids to escape through the side walls. This maximizes contact time with the media and enhances effluent consistency.

Commonly used medias include: carbon, ion exchange resins, clays, alumina as well as other granular chemicals. A zippered top disc allows for easy insertion of your media. The clean effluent passes through the bottom and exits the bag.

- ▶ ZIPPERED TOP DISC MAKES MEDIA LOADING EASY
- ▶ AVAILABLE IN EITHER POLYPROPYLENE OR CHEMICALLY RESISTANT NYLON PLASTIC
- ▶ EXCELLENT NOMINAL EFFICIENCY PERFORMANCE WHEN UTILIZED WITH A SUPPORT BASKET
- ▶ NON-FIBER RELEASING MATERIAL
- ▶ HYGIENICALLY SUPERIOR TO CARTRIDGE FILTRATION DUE TO INSIDE-OUT FLOW DYNAMIC, ALL IMPURITIES ARE CONTAINED INSIDE THE FILTER BAG
- ▶ REDUCED PRODUCT LOSS DUE TO VIRTUALLY NO MEDIA HOLD-UP VOLUME



| MATERIAL  |  |
|---|--|
| Polypropylene Felt<br>Polyester Felt                                      |  |
| LINER OPTIONS   |  |
| Carbon Ready - Polypropylene Liner<br>Chemical Ready - Polyethylene Liner |  |
| MICRON RATINGS  |  |
| 1,5,10,25,50,75,100,150,200   |  |
| FINISH  |  |
| Singed<br>Plain   |  |

## ORDER OPTIONS

| MATERIAL  |  |
|---|--|
| SP<br>AP  | Polypropylene Felt<br>Polyester Felt   |
| MICRON RATINGS  |  |
| 1,5,10,25,50,75,100,150,200   |  |
| FINISH  |  |
| S<br>P  | Singed<br>Plain  |
| SIZE  |  |
| 1<br>2  | 7" x 16"<br>7" x 30.5"   |
| RING  |  |
| P<br>SHS<br>SSHS<br>PRHS  | Polypropylene P-Flange<br>Carbon Steel Ring*<br>Stainless Steel Ring*<br>Polypropylene Ring* |
| <small>*For Bags with Rings, HS is added to standard code, as Handle Straps (HS) are always standard on Carbon/Chem bags with rings</small> |  |
| OPTIONS   |  |
| Carbon Ready  | Polypropylene Liner  |
| Chemical Ready  | Polyethylene Liner   |

### NEED A VESSEL FOR YOUR BAGS?

For the Carbon-Ready and Chemical-Ready, the following vessel types are most commonly used:

- SRX—PAGE 134
- SRHD—PAGE 136
- SRID—PAGE 138
- SRMX—PAGE 134
- SRMB—PAGE 142
- SRVB—PAGE 140

As always, discuss your options with your local sales representative to find the best fit for your application.

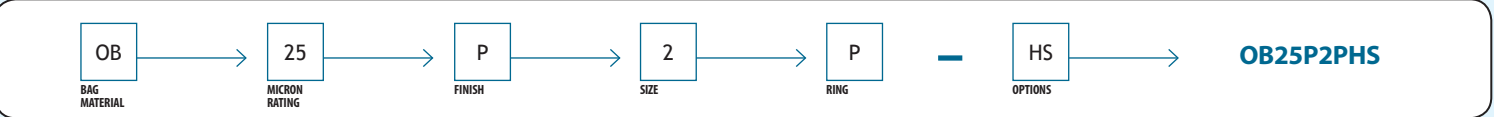
# SPECIALTY PRODUCTS FOR OIL

Oil Bag  
Oil Absorption Log

▶ PLATING SOLUTIONS  
▶ PARTS CLEANING

▶ AUTOMOTIVE PAINTS  
▶ PRODUCED FLUIDS  
▶ AUTOMOTIVE PAINTS

### ORDER GUIDE



The Strainrite Companies [Oil Absorbing Filter Bags](#) are made from polypropylene media that absorb oil. Oil bags utilize multi-layered technology to absorb trace amount of oils form water at moderate flow rates. Typically sizes are #1 and #2 industry standards and other sizes are available upon request.



| OIL BAG FEATURES  |  |
|---|--|
| Dual-function oil/particulate removal                               |  |
| Multiple efficiency's available from 1 micron to 200 micron         |  |
| Can be made with steel ring, M-flange or P-flange                   |  |
| Recommended flow rate:<br>Oil Bag #1: 25 gpm<br>Oil Bag #2: 50 gpm  |  |
| Oil capacity:<br>Oil Bag #1: 1,790 grams<br>Oil Bag #2: 2,890 grams |  |

The Strainrite Companies [Oil Absorbtion Logs](#) are made from polypropylene melt blown microfiber and felt media. The log is surrounded with a heavy polypropylene mesh cover with a polypropylene center core for rigidity.

These logs can either be inserted inside a filter bag or can float on top of oil contaminate drums or vats. The unique design enhances the media's ability to "wick" the free oil and grease from contaminated liquid. The only Delta P restrictions you have is based on that of the filter bag itself, as the flow of liquids passes around the oil log.



| AVAILABLE SIZES & OIL ABSORBING CAPACITY |          |        |           |
|--|----------|--------|-----------|
|  | DIAMETER | LENGTH | CAPACITY  |
| OE-LOG-1B                                | 3"       | 15"    | 190 grams |
| OE-LOG-2B                                | 3"       | 24"    | 355 grams |

| OIL LOG FEATURES   |  |
|--|--|
| Made from polypropylene melt blown microfiber and felt media |  |
| Heavy polypropylene mesh cover                               |  |
| Polypropylene center core for rigidity                       |  |

### ORDER OPTIONS - OIL BAG

| MATERIAL       |                        |
|----------------|------------------------|
| OB             | Oil Bag                |
| MICRON RATINGS |                        |
| 25             |                        |
| FINISH         |                        |
| P              | Plain                  |
| SIZE           |                        |
| 1              | 7" x 16"               |
| 2              | 7" x 32"               |
| RING           |                        |
| P              | Polypropylene P-Flange |
| M              | Polypropylene M-Flange |
| S              | Carbon Steel Ring      |
| SS             | Stainless Steel Ring   |
| OPTIONS        |                        |
| HS             | Handle Strap           |

### ORDER OPTIONS - OIL LOG

| MATERIAL   |                    |
|------------|--------------------|
| OE-LOG     | Oil Absorbtion Log |
| DIMENSIONS |                    |
| 1B         | 3" dia x 15" long  |
| 2B         | 3" dia x 24" long  |

#### NEED A VESSEL FOR YOUR BAGS?

For the Oil Bag, the following vessel types are most commonly used:  
 SRX—PAGE 134    SRHD—PAGE 136    SRID—PAGE 138    SRL—PAGE 132  
 SRMX—PAGE 134    SRMB—PAGE 142    SRVB—PAGE 140  
 As always, discuss your options with your local sales representative to find the best fit for your application.



# Fluid Filtration & Separation Equipment

## Quality Vessels

We manufacture a variety of standard design vessels to handle flow rates between 5 and 5,000 gpm at pressure ratings ranging from 75 to 3,000 psi. For special system requirements, our engineers will custom design a system to meet your needs. Strainrite vessels are fabricated from the highest quality materials and conform to strict quality standards. Materials of construction include Carbon Steel, 304, 316, Duplex Stainless, Alloy C 276, Alloy 20, and Titanium.



## Assurance Testing

At Strainrite, we believe in Science and Service. Strainrite offers vessels that are manufactured in an ISO9001:2008 certified facility and are hydrostatically tested in accordance with industry accepted standards. We also offer special quality assurance tests which include X-ray, Magnetic Particle, Liquid Penetrant, Ultra-sonic and Brinell hardness testing.

## Long-term Partnership

Our consultative selling approach focuses on custom solutions to filtration problems. We commit the time and resources to tailor our products to our clients' unique requirements.

By working with us, our clients realize:

- Innovative solutions
- Operational cost savings
- Improved process efficiency
- Enhanced finished product quality
- Reduced waste costs

Our technical and scientific staff works closely with our clients during the validation process. The focus of this support is to offer technical advice on developing effective protocols and experimental testing parameters to assure predictable and repeatable output results.

## Table of Contents

|  |     |
|--|-----|
| <b>Cartidge Vessels</b>  |     |
| Sanitary Cartidge Vessels<br>SRCT / SRVT                                   | 128 |
| Industrial Duty Cartridge Vessels<br>SRCI / SRC8 / SRC16 / SRC 20 / SRC 26 | 130 |
| Value Design Cartridge Vessels<br>SRVC                                     | 132 |
| <b>Bag Vessels / Hybrid Element Vessels</b>                                |     |
| Low Flow Vessels<br>SRL  | 134 |
| X-Tra Seal Vessels<br>SRX / SRMX   | 136 |
| Heavy Duty Bag Vessels<br>SRHD   | 138 |
| Industrial Duty Bag Vessels<br>SRID  | 140 |
| Value Design Bag Vessels<br>SRVB   | 142 |
| Multi-Basket Vessels<br>SRMB   | 144 |
| <b>Specialty Housing</b>   |     |
| Manifold System<br>SRMS  | 146 |
| Aqua-Rite Vessels, FDA Compliant<br>AQ2                                    | 148 |



SRX / SRMX  
X-Tra Seal Vessel



SRC multi-cartridge

# SRCT / SRVT

150 PSI / 100 PSI Sanitary 316L Stainless Steel Cartridge Vessels

The SRCT and SRVT Sanitary Cartridge Vessels offer the aesthetics and operational durability of stainless steel at affordable prices. The SRCT's innovative design ensures optimal cleanability in critical areas and can accommodate either 10", 20" or 30" cartridges in a single cartridge housing and 20", 30" or 40" filter cartridges in a multi-cartridge vessel.

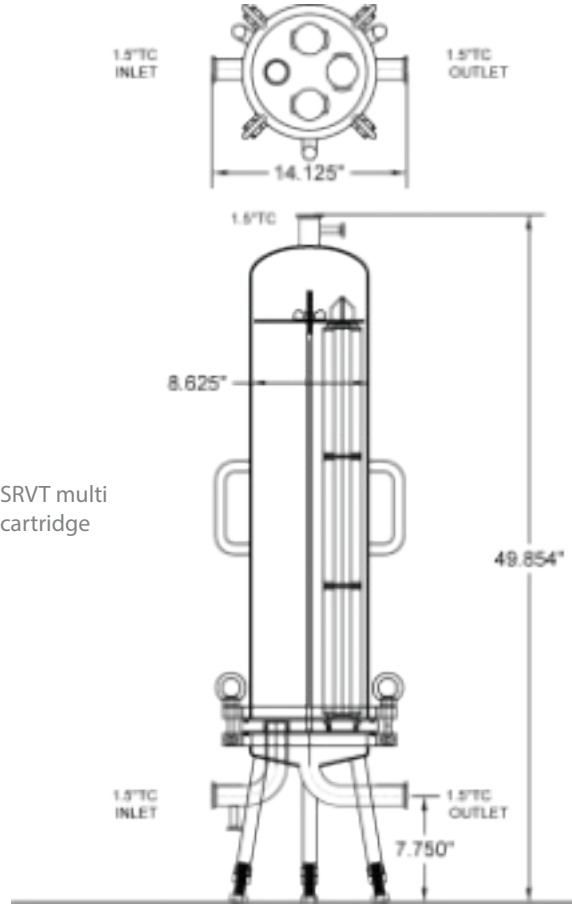
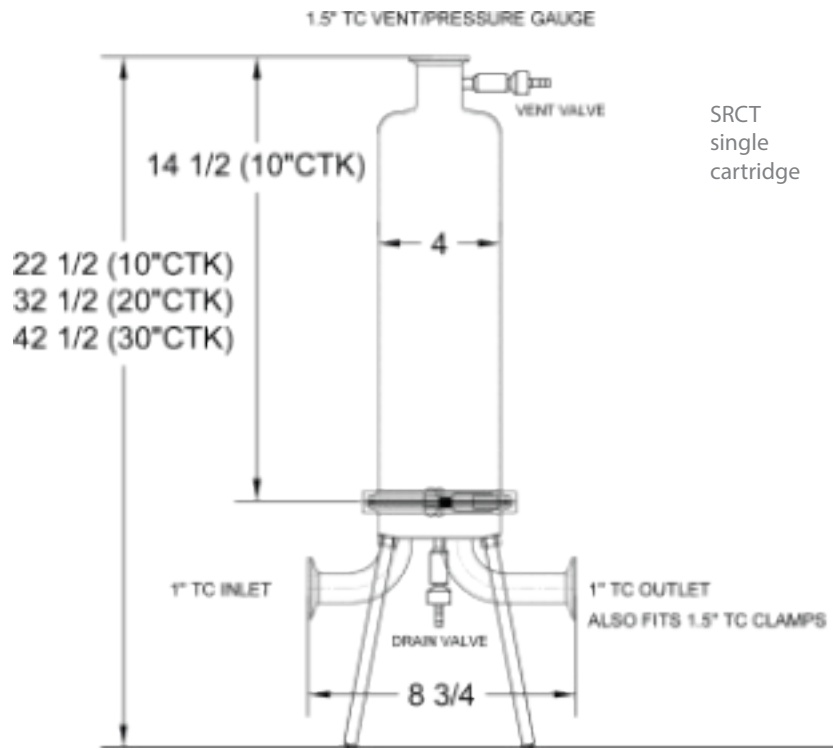
SRCT filters are designed specifically for liquid filtration in the food and beverage industry, offering microbiological safety, corrosion resistance and durability.

SRVT filters offer the same innovative design with a 100 PSI maximum operating pressure at 200°F.

| SRCT SINGLE CARTRIDGE   |  |
|---|--|
| Maximum Operating Pressure: 145 psi (67°F)                            |  |
| Electropolished finish ensures optimal cleanability in critical areas |  |
| Stainless steel legs  |  |
| Sterilization using in-line steam, autoclave or hot water             |  |
| Fitted for code 7 filter cartridge                                    |  |
| SRCT MULTI-CARTRIDGE  |  |
| Maximum Differential Pressure: 25 PSID                                |  |
| Filter Cartridge Life: 0-25 PSID                                      |  |
| Electropolished finish ensures optimal cleanability in critical areas |  |
| Stainless steel legs  |  |
| Sterilization using in-line steam, autoclave or hot water             |  |
| Fitted for code 7 and code 6 filter cartridges                        |  |
| SRVT SINGLE & MULTI-CARTRIDGE   |  |
| Maximum Operating Pressure: 100 psi (200°F)                           |  |
| 316 Stainless steel   |  |
| Removable cartridge plates for cleaning                               |  |
| Bleeder valve vents and drains  |  |
| Silicone Gaskets  |  |
| Holds 226/Fin (C7) Cartridges   |  |
| PERFORMANCE CHARACTERISTICS - SINGLE CARTRIDGE                        |  |
|   |  |



## ORDER GUIDE



## ORDER OPTIONS - SRCT

| VESSEL  |                                      |
|---|--------------------------------------|
| SRCT  | Strainrite Sanitary Cartridge Vessel |
| CARTRIDGE COUNT   |                                      |
| 1RND  | 1-round cartridge                    |
| 3RND  | 3-round cartridges                   |
| 5RND  | 5-round cartridges                   |
| 8RND  | 8-round cartridges                   |
| 12RND   | 12-round cartridges                  |
| 18RND   | 18-round cartridges                  |
| 24RND   | 24-round cartridges                  |
| 30RND   | 30-round cartridges                  |
| ELEMENT LENGTH  |                                      |
| *10, *20, 30, **40  |                                      |
| <small>*1-cartridge house only<br/>**Not available with 1-cartridge housing</small> |                                      |
| INLET/OUTLET  |                                      |
| 1TC   | 1" Tri-Clover*                       |
| 2TC   | 2" Tri-Clover                        |
| 3TC   | 2" Tri-Clover                        |
| <small>*1-cartridge house only</small>  |                                      |
| CONSTRUCTION MATERIALS  |                                      |
| C   | 316L Stainless Steel                 |
| END-CAP   |                                      |
| C6  | Flat/226                             |
| C7  | Fin/226                              |

## ORDER OPTIONS - SRVT

| VESSEL   |  |
|--|--|
| SRVT   | Strainrite Sanitary Cartridge Vessel - 100 psi |
| CARTRIDGE COUNT  |  |
| 1RND   | 1-round cartridge                              |
| 3RND   | 3-round cartridges                             |
| 5RND   | 5-round cartridges                             |
| 7RND   | 7-round cartridges                             |
| 12RND  | 12-round cartridges                            |
| ELEMENT LENGTH   |  |
| *10, *20, 30   |  |
| <small>*1-cartridge house only</small>   |  |
| INLET/OUTLET   |  |
| 1TC  | *1" Tri-Clover                                 |
| 1.5TC  | **1.5" Tri-Clover                              |
| 2TC  | ***2" Tri-Clover                               |
| <small>*1-cartridge house only<br/>**3,5,7-cartridge house only<br/>***12-cartridge house only</small> |  |
| CONSTRUCTION MATERIALS   |  |
| C  | 316L Stainless Steel                           |
| END-CAP  |  |
| C7   | Fin/226  |

### NEED ELEMENTS FOR YOUR VESSEL?

The following are most commonly used with the SRCT and SRVT line:  
 CLARITY MEMBRANE—PAGES 4-15    CLARITY DUAL-PLEAT—PAGES 16-17  
 CLARITY DEPTH—PAGES 18-39    CLARITY SPECIALTY—PAGES 40-69  
 As always, discuss your options with your local sales representative to find the best fit for your application.

*This is not a comprehensive list. We can build your vessel to suit your specifications. Call one of our customer service representatives for pricing and availability.*

The Strainrite Companies is known for developing some of the industry's most advanced designed hybrid cartridge elements on the market. These high efficiency filter elements require a vessel that has a hermetically sealed top to fully capture all of the filters capabilities. The SRC Industrial Duty Cartridge Vessel is perfectly positioned to handle standard cartridges and absolute rated filters.

| SRCI SERIES SINGLE CARTRIDGE   |                  |   |  |
|--|------------------|---|--|
| 150 psi design pressure  |                  | O-ring sealed cover   |  |
| Inlet and outlet connections: ¾" - 1" NPT                                    |                  |   |  |
| Optional: ¼" NPT vent port in lid  |                  | Optional: Polypropylene inline in 10", 20" housing              |  |
| SRCI SERIES MULTI-CARTRIDGE  |                  |   |  |
| 150 psi design pressure  |                  | O-ring sealed cover   |  |
| Inlet and outlet connections: 2" NPT & RFF                                   |                  |   |  |
| Band Clamp style, 2.5" - 2.75" Cartridge OD - available in 4, 5, 7, 12 round |                  | Swing Bolt style, 2.5" Cartridge OD - available in 22, 36 round |  |
| Optional: 3" NPT or RFF connections  |                  | Optional: Eye nut closure system                                |  |
| SRC8 SERIES  |                  |   |  |
| 150 psi design pressure  |                  | O-ring sealed cover (Buna N)                                    |  |
| Side in/Bottom out   | Swing Bolt style | Tripod stand  |  |
| 4 round - 226 Style, 8" Housing Diameter                                     |                  |   |  |
| 5 round - 2.75" cartridge OD, 8" Housing Diameter                            |                  |   |  |
| 6 round - 2.5" cartridge OD, 8" Housing Diameter                             |                  |   |  |
| SRC16, SRC20, SRC26 SERIES   |                  |   |  |
| 150 psi design pressure  |                  | O-ring sealed cover (Buna N)                                    |  |
| Side in/Bottom out   | Swing Bolt style | Tripod stand  |  |
| 19 round - 2.75" cartridge OD, 16" Housing Diameter                          |                  |   |  |
| 31 round - 2.75" cartridge OD, 20" Housing Diameter                          |                  |   |  |
| 54 round - 2.75" cartridge OD, 26" Housing Diameter                          |                  |   |  |



SRC multi-cartridge

### ORDER GUIDE



#### ORDER OPTIONS - SRC8

| VESSEL                 |   |
|------------------------|---|
| SRV8                   | Strainrite Industrial Duty Cartridge Vessel SRC8 Series |
| ELEMENT LENGTH         |   |
| 30, 40                 |   |
| CARTRIDGE COUNT        |   |
| 4, 5, 6                |   |
| INLET/OUTLET           |   |
| 2                      | 2" NPT  |
| 2F                     | 2" FLG  |
| 3                      | 3" NPT  |
| 3F                     | 3" FLG  |
| CONSTRUCTION MATERIALS |   |
| A                      | Carbon Steel  |
| B                      | 304 Stainless Steel                                     |
| C                      | 316 Stainless Steel                                     |
| END-CAP                |   |
| C1                     | Double Open Ends  |
| C3                     | Flat/222  |
| C6                     | Flat/226  |
| C7                     | Fin/226   |
| C8                     | Fin/222   |

#### ORDER OPTIONS - SRC16

| VESSEL                 |  |
|------------------------|--|
| SRV16                  | Strainrite Industrial Duty Cartridge Vessel SRC16 Series |
| ELEMENT LENGTH         |  |
| 30, 40                 |  |
| CARTRIDGE COUNT        |  |
| 19                     |  |
| INLET/OUTLET           |  |
| 3F                     | 3" FLG   |
| CONSTRUCTION MATERIALS |  |
| A                      | Carbon Steel   |
| B                      | 304 Stainless Steel                                      |
| C                      | 316 Stainless Steel                                      |
| END-CAP                |  |
| C1                     | Double Open Ends   |
| C3                     | Flat/222   |
| C6                     | Flat/226   |
| C7                     | Fin/226  |
| C8                     | Fin/222  |

#### ORDER OPTIONS - SRC20

| VESSEL                 |  |
|------------------------|--|
| SRV20                  | Strainrite Industrial Duty Cartridge Vessel SRC20 Series |
| ELEMENT LENGTH         |  |
| 30, 40                 |  |
| CARTRIDGE COUNT        |  |
| 31                     |  |
| INLET/OUTLET           |  |
| 4F                     | 4" FLG   |
| CONSTRUCTION MATERIALS |  |
| A                      | Carbon Steel   |
| B                      | 304 Stainless Steel                                      |
| C                      | 316 Stainless Steel                                      |
| END-CAP                |  |
| C1                     | Double Open Ends   |
| C3                     | Flat/222   |
| C6                     | Flat/226   |
| C7                     | Fin/226  |
| C8                     | Fin/222  |

#### ORDER OPTIONS - SRC26

| VESSEL                 |  |
|------------------------|--|
| SRV26                  | Strainrite Industrial Duty Cartridge Vessel SRC26 Series |
| ELEMENT LENGTH         |  |
| 30, 40                 |  |
| CARTRIDGE COUNT        |  |
| 54                     |  |
| INLET/OUTLET           |  |
| 6F                     | 6" FLG   |
| CONSTRUCTION MATERIALS |  |
| A                      | Carbon Steel   |
| B                      | 304 Stainless Steel                                      |
| C                      | 316 Stainless Steel                                      |
| END-CAP                |  |
| C1                     | Double Open Ends   |
| C3                     | Flat/222   |
| C6                     | Flat/226   |
| C7                     | Fin/226  |
| C8                     | Fin/222  |

#### NEED ELEMENTS FOR YOUR VESSEL?

The following are most commonly used with the SRC line:

CLARITY MEMBRANE—PAGES 4-15

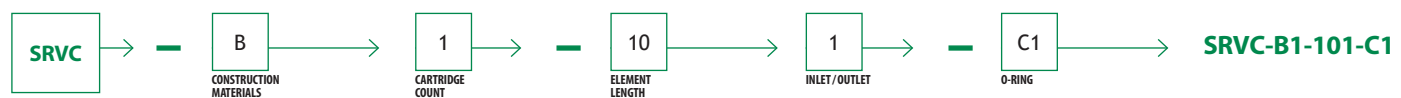
CLARITY DUAL-PLEAT—PAGES 16-17

CLARITY DEPTH—PAGES 18-39

CLARITY SPECIALTY—PAGES 40-69

As always, discuss your options with your local sales representative to find the best fit for your application.

ORDER GUIDE



The SRVC Value Design Cartridge Vessels provide economical filtration of a wide variety of liquids in a lightweight, externally polished stainless steel design, with features including a swing bolt secured, quick opening cover and an internal positive pressure cartridge alignment and sealing plate.

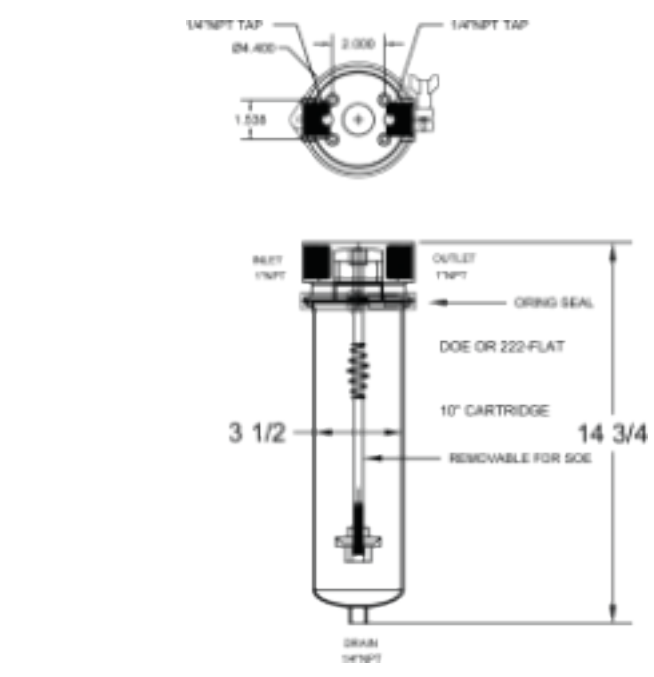
The SRVC vessels accommodate either a single 10" or 20" long, double open end (DOE) or 222 single open end (SOE) filter cartridge. These vessels are manufactured from polished and passivated 304 stainless steel and rated for 100 psi for single cartridge and 150 psi for multi-cartridge. For added corrosion resistance, all cover bolt and leg mounting hardware is made from stainless steel as well.

| SRVC SINGLE & MULTI-CARTRIDGE  |
|--|
| Maximum Allowable Temperature: 300°F (149°C)   |
| Convertible design allows for the use of both DOE and SOE cartridges   |
| Standard Seals: Fluorocarbon (other material options available)  |
| Single O-ring design closure assures quick, positive cover sealing   |
| Code Design: Non-ASME  |
| Vent and drain connections   |
| Polished exterior & pickle passivate interior / exterior for enhanced corrosion resistance                                     |
| SRVC SINGLE CARTRIDGE  |
| Maximum Allowable Pressure: 100 psi  |
| Clamped o-ring closure seal provides quick and positive seal   |
| In-line 1" FNPT threaded pipe connections for easy installation  |
| Head mounting kit included   |
| SRVC MULTI-CARTRIDGE   |
| Maximum Allowable Pressure: 150 psi  |
| Swing bolts for fast and easy opening and closing of cover   |
| Swing bolted o-ring closure seal provides quick and positive seal and easy access to the vessel interior and filter cartridges |
| Standard threaded FNPT vent & drains   |
| Standard stainless steel cartridge support and sealing hardware  |

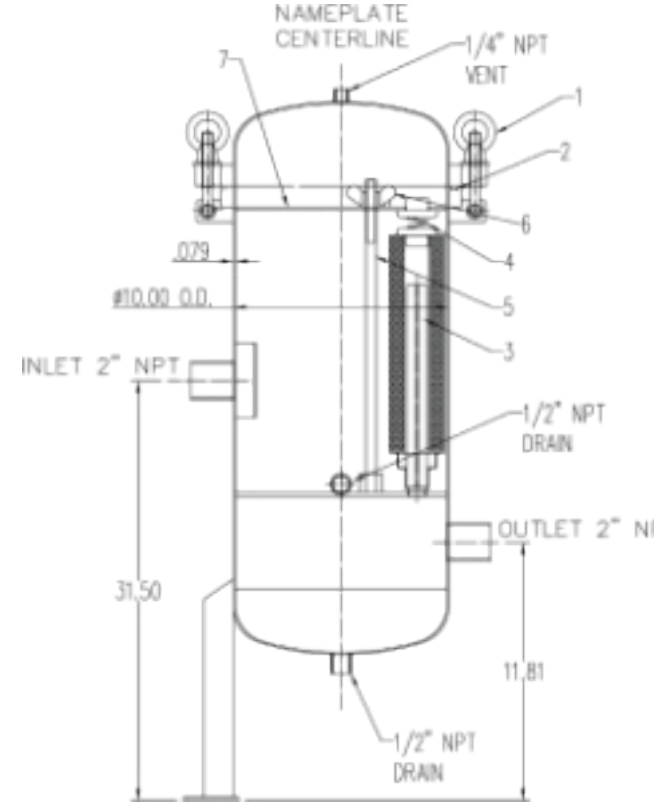


SRVC multi-cartridge

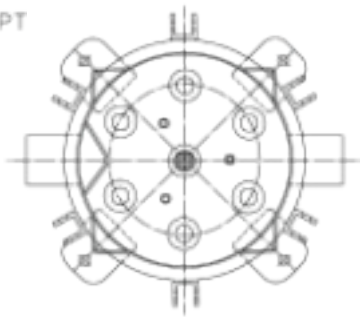
SRVC-B1-101V



SRVC single cartridge



SRVC-B7-402V



ORDER OPTIONS

| VESSEL  |   |
|---|---|
| SRVC  | Strainrite Value Design Cartridge Vessel Series |
| MATERIAL  |   |
| B   | 304 Stainless Steel                             |
| CARTRIDGE COUNT   |   |
|   | 1*, 5, 7, 11, 19                                |
| <small>*Single round housing accepts C1 (DOE) and C3 (flat/222) cartridges only</small>   |   |
| ELEMENT LENGTH  |   |
|   | *10, **20, 30, ***40                            |
| <small>*1-cartridge house only<br/>**Not available with 7, 11 or 19-cartridge housing<br/>***Not available with 1-cartridge housing</small>   |   |
| INLET/OUTLET  |   |
| 1   | *1" NPT   |
| 2   | **2" NPT  |
| 2F  | ***2" RFF                                       |
| 3F  | ****3" RFF                                      |
| 4F  | *****4" RFF                                     |
| <small>*1-cartridge house only<br/>**5-cartridge 30" / 7-cartridge 30 or 40" only<br/>***5-cartridge 20, 30 or 40" / 7-cartridge 30" or 40" only<br/>****11-cartridge 30 or 40" only<br/>*****19-cartridge 30 or 40" only</small> |   |
| O-RING  |   |
| V   | Fluorocarbon                                    |
| B   | *Buna N   |
| E   | *EPDM   |
| <small>*Special request only</small>  |   |

**NEED ELEMENTS FOR YOUR VESSEL?**  
 The following are most commonly used with the SRVC line:  
 CLARITY DEPTH—PAGES 18-39    CLARITY SPECIALTY—PAGES 40-69  
 As always, discuss your options with your local sales representative to find the best fit for your application.

*This is not a comprehensive list. We can build your vessel to suit your specifications. Call one of our customer service representatives for pricing and availability.*

**ORDER GUIDE**



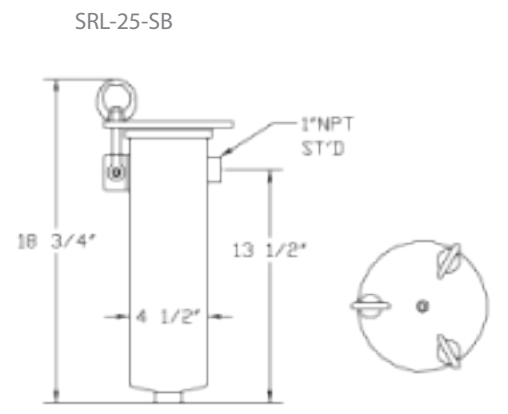
The **SRL Low Flow Vessel** is versatile in its ability to function as a strainer or add a filter bag and convert it to a liquid filtration housing unit. The **SRL Series** vessels come in two standard sizes, tailored to your throughput requirements. The **SRL 1-25** is rated for 30 gpm, and the **SRL 1-50** at 65 gpm. All sizes are available in three different closure designs for ease of cleaning/replacing and for easy removal without specific tools.

Unfiltered liquid enters the housing above the bag or basket and flows through. Because solids are contained inside the bag or basket, removal is made easy when service is required. Basket strainers and bag filters are selected to comply with specific application requirements.

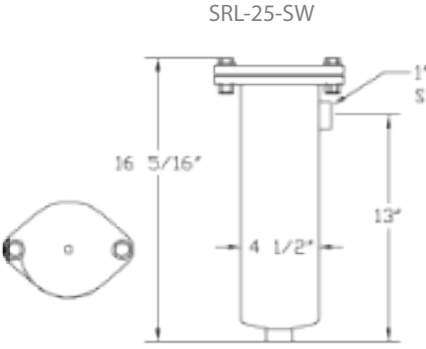
| SRL FEATURES   |                              |
|--|------------------------------|
| Inlet/Outlet Orientation: Side-in Bottom-out                         |                              |
| Low Pressure Drop  | Positive Cover Seal          |
| Easily Cleaned   | Heavy Duty Perforated Basket |
| Pipe Sizes from 0.5" to 2" NPT, RFF or quick disconnect              | 0.25" NPT Vent Tap           |
| SRL OPTIONAL FEATURES  |                              |
| Inlet/Outlet Orientation: Side-in Side-out                           |                              |
| Epoxy coating, electro-polish & fuse coating                         |                              |
| Higher pressure ratings available                                    |                              |
| Compression devices  |                              |
| Custom designs   |                              |
| Sanitary construction  |                              |
| Mesh-lined basket for straining applications: 50 micron & higher     |                              |
| Band Clamp, Swing Bolt & Swing Away Closures available in both sizes |                              |
| ASME Code Stamp Available on swing bolt design                       |                              |
| FILTER STYLES ACCEPTED   |                              |
| Install a bag filter of indicated size                               | Accepts ring collar only     |
| PERFORMANCE CHARACTERISTICS - SINGLE CARTRIDGE                       |                              |
|  |                              |



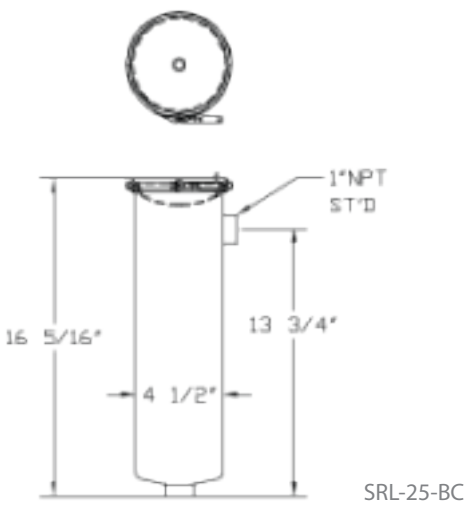
SRL 1-25 with Swing Bolt Closure design (100 to 300 psi rating)



Swing Away Closure design (100 psi rating)



Band Clamp Closure design (100 psi rating)



**ORDER OPTIONS**

| VESSEL   |                                   |
|--|-----------------------------------|
| SRL  | Strainrite Low Flow Series        |
| BAG SIZE   |                                   |
| 3  | #3 size bag*                      |
| 4  | #4 size bag*                      |
| 25   | #25 size bag*                     |
| 50   | #50 size bag*                     |
| <small>*available in metal ring or 2-flange only</small> |                                   |
| INLET/OUTLET   |                                   |
| 1  | 1" NPT                            |
| 1F   | 1" RFF                            |
| 1TC  | 1" Triclover                      |
| 1.5  | 1.5" NPT                          |
| 1.5F   | 1.5" RFF                          |
| 1.5TC  | 1.5" Triclover                    |
| 2  | 2" NPT                            |
| 2F   | 2" RFF                            |
| 2TC  | 2" Triclover                      |
| MATERIAL   |                                   |
| A  | Carbon Steel                      |
| B  | 304 Stainless Steel               |
| C  | 316 Stainless Steel               |
| CLOSURE  |                                   |
| BC   | Band Clamp                        |
| SB   | Swing Bolt                        |
| SW   | Swing Away                        |
| OPTIONS  |                                   |
| SAN  | Sanitary Design                   |
| SO   | Side Outlet - Side Out/Same Side  |
| EP   | Electro Polish Finish             |
| GT   | Differential Pressure Gauge Ports |
| ML   | Mesh-Lined Basket                 |
| UM   | Code Stamped (SB only)            |

**NEED ELEMENTS FOR YOUR VESSEL?**  
The following are most commonly used with the SRL line:  
**FILTER BAGS—PAGES 98-123**  
As always, discuss your options with your local sales representative to find the best fit for your application.

*This is not a comprehensive list. We can build your vessel to suit your specifications. Call one of our customer service representatives for pricing and availability.*

# SRX / SRMX

"X-Tra Seal" Vessels

The **SRX X-Tra Seal** vessel series was developed by our in-house engineering team for the expressed purpose of eliminating vessel-to-bag bypass, a critical element when high efficiency filtration is required. Strainrite's proprietary "Five Points of Seal" design has proven to be a major advance in filter vessel technology, performing admirably where the competition hasn't.

Featuring an effective seal on all three crucial planes of the bag, (the top, side, and bottom) as well as two additional o-rings that eliminate the likelihood of bypass along the vessel's interior wall, the **SRX** is truly your best choice for high efficiency bag filtration performance. The most efficient filter vessel deserves the most efficient filter bag! Using Strainrite's acclaimed Hi-Pro Micro Series FDA Compliant filter bags ensures the purity of your end product.



SRMX

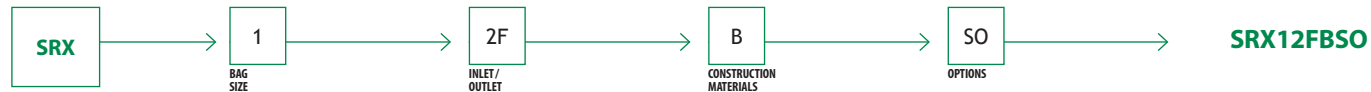


SRX

**NEED ELEMENTS FOR YOUR VESSEL?**

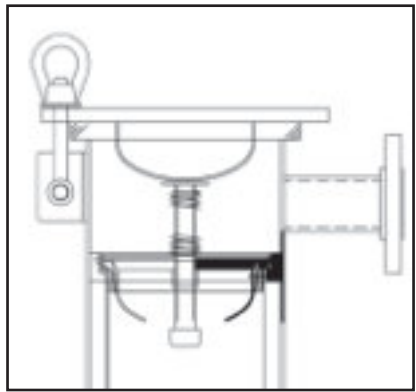
The following are most commonly used with the SRX/SRMX line:  
**MADD-MAXX**—PAGES 74-95      **FILTER BAGS**—PAGES 98-123  
 As always, discuss your options with your local sales representative to find the best fit for your application.

**ORDER GUIDE**

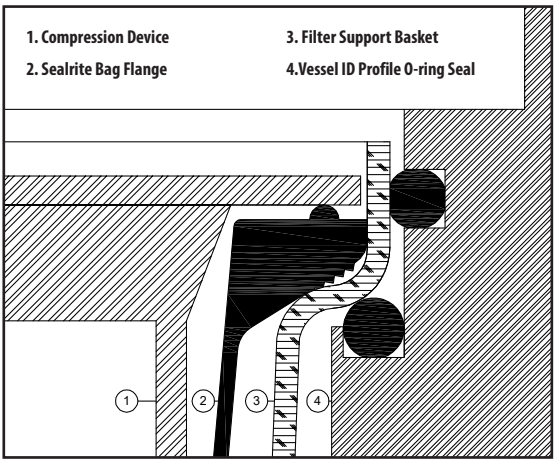


| SRX AND SRMX FEATURES   |  |
|---|--|
| Double o-ring basket seal eliminates bypass   | Built-in volume displacer in cover   |
| Low Pressure Drop   | Positive Cover Seal  |
| Standard 150 psi design, available up to 300 psi  | Stainless Steel wire mesh basket   |
| ASME Code stamp available on all vessels  | Easily cleaned   |
| Covers are O-ring sealed  | Large-area, heavy-duty baskets   |
| Carbon steel, stainless steel (304) or (316) construction for housings  |  |
| SRX FEATURES  | SRMX FEATURES  |
| Inlet/Outlet Orientation: Side-in Bottom-out (standard)<br>Side-in Side-out (optional)  | Inlet/Outlet Orientation: Side-in Side-out (standard)<br>Side-in Bottom-out (optional) |
| Adjustable height tripod stand  |  |
| OPTIONAL FEATURES   |  |
| Different outlet connections and orientation  |  |
| Higher pressure ratings   |  |
| Extra-length legs   |  |
| Heat jacketing  |  |
| Liquid displacers for easier servicing  |  |
| MADD-MAXX COMPATIBLE  |  |
| SRX and SRMX vessels are widely used in applications where high efficiency filters are required for critical applications in Pharmaceutical and Food & Beverage industries. As such, they are perfectly designed to hermetically seal Strainrite's Madd-Maxx pleated hybrid elements. |  |

**COMPRESSION PLUNGER**



**VESSEL UNDER COMPRESSION**



**ORDER OPTIONS - SRX**

| VESSEL       |                                     |
|--------------|-------------------------------------|
| SRX          | Strainrite X-tra Seal Series        |
| BAG SIZE     |                                     |
| 1            | #1 size bag                         |
| 2            | #2 size bag                         |
| INLET/OUTLET |                                     |
| 2            | 2" NPT                              |
| 2F           | 2" RFF                              |
| 3            | 3" NPT                              |
| 3F           | 3" RFF                              |
| 4            | 4" NPT                              |
| 4F           | 4" RFF                              |
| MATERIALS    |                                     |
| A            | Carbon Steel                        |
| B            | 304 Stainless Steel                 |
| C            | 316 Stainless Steel                 |
| OPTIONS      |                                     |
| SAN          | Sanitary Design                     |
| SO           | Side Outlet                         |
| EP           | Electro Polish Finish               |
| GT           | Differential Pressure Gauge Ports   |
| ML           | Mesh-Lined Basket                   |
| UM           | Code Stamped                        |
| U            | 3rd Party ASME Code Inspected       |
| SSB          | Swing Bolts/Eye Nut Stainless Steel |

**ORDER OPTIONS - SRMX**

| VESSEL               |  |
|----------------------|--|
| SRMX                 | Strainrite Multi-Bag X-tra Seal Series |
| BAG COUNT            |  |
| 2, 3, 4, 5, 6, 8, 10 |  |
| INLET/OUTLET         |  |
| 2                    | 2" NPT                                 |
| 2F                   | 2" RFF                                 |
| 3F                   | 3" RFF                                 |
| 4F                   | 4" RFF                                 |
| 6F                   | 6" RFF                                 |
| 8F                   | 8" RFF                                 |
| 10F                  | 10" RFF                                |
| MATERIAL             |  |
| A                    | Carbon Steel                           |
| B                    | 304 Stainless Steel                    |
| C                    | 316 Stainless Steel                    |
| OPTIONS              |  |
| SAN                  | Sanitary Design                        |
| SIBO                 | Side In/Bottom Out                     |
| ML                   | Mesh-Lined Basket                      |
| UM                   | Code Stamped                           |
| U                    | 3rd Party ASME Code Inspected          |
| SSB                  | Swing Bolts/Eye Nut Stainless Steel    |

*This is not a comprehensive list. We can build your vessel to suit your specifications. Call one of our customer service representatives for pricing and availability.*

# SRHD

Heavy Duty Bag Vessels

The **SRHD Heavy Duty** series is designed to handle your most difficult fluid filtration requirements. Our **SRHD** is made from heavy duty steel components and to strict quality standards, which allows our clients the ability to change from a non-stamped to an ASME UM stamped vessel at a nominal cost. The **SRHD** series incorporates our unique radial seal design that provides a hermetic seal between the basket and vessel. Utilizing a radial seal with our retainer baskets eliminates “basket rocking”, which causes bypass as the basket becomes out of round. “Basket rocking” is common in low cost bag vessels that do not incorporate an O-ring seal and can cause unfiltered liquid bypass. The Strainrite Companies’ **SRHD**, with a radial seal, has a machined surface that produces a positive seal to eliminate bypass. **SRHD** vessels incorporate a combination of unique qualities that places us at the top of single bag vessel design. Standard features include: a recessed basket, volume displacer welded to top cover, and a 304 stainless steel wire mesh basket to name a few. Our standard wire mesh baskets increase available filtration surface area up to 30% compared to cheaper perforated retainer baskets.



SRHD



SRHD Twin

**SRHD Twin** and **SRHD Duplex** bag vessels offer economical filtration for nominally rated applications between 150 and 300 gpm.

The **SRHD Twin** filter system is comprised of two #2-size housings piped together and joined to a common header. This design divides flow equally between both housings and also reduces cost approximately 50% compared to a multi-bag housing holding 2 bags inside.



SRHD Duplex

The **SRHD Duplex** filter systems offer great flexibility for continuous on-line filtration requirements. This allows for continuous operation by directing the flow from one vessel to another by opening and closing of valves. This allows one side to be serviced, while the other vessel is in use.

**NEED ELEMENTS FOR YOUR VESSEL?**

The following are most commonly used with the SRHD line:  
**MADD-MAXX—PAGES 74-95**      **FILTER BAGS—PAGES 98-123**  
 As always, discuss your options with your local sales representative to find the best fit for your application.

**ORDER GUIDE**



| SRHD FEATURES   |   |
|---|---|
| Hermetic radial o-ring sealed retainer basket: Eliminates potential for bypass and “basket rocking” |   |
| Adjustable tri-pod stand: Offers flexibility when plumbing into an existing line                    |   |
| Inlet/Outlet Orientation: Side-in Bottom-out (standard)<br>Side-in Side-out (optional)              | Pipe sizes: 0.75” to 4” NPT, RFF or quick disconnect        |
| Standard Pressure ratings: 150 psi  | Stainless Steel wire mesh basket                            |
| Swing bolt closures   | 0.25” NPT vent tap  |
| Low Pressure Drop   | Liquid displacers for cleaner servicing                     |
| Adjustable-height legs  | Large-area, heavy-duty baskets                              |
| Built-in volume displacer in cover  | O-ring seals: Buna N, EPDM, Fluorocarbon, PTFE encapsulated |

| SRHD OPTIONAL FEATURES                           |   |
|--|---|
| Sanitary construction                            | Different outlet connections and orientations |
| Higher pressure ratings                          | Heat jacketing                                |
| ASME code stamp                                  | Pipe or flange 1” - 4”                        |
| Custom pressure ratings: 300 psi up to 1,000 psi | Compression device                            |
| MAXX-Flow / MAXX-Trap Baskets available          |   |

| RECOMMENDED FLOW RATES & SURFACE AREA   |                 |            |                 |                       |
|---|-----------------|------------|-----------------|-----------------------|
| For the following recommended flow rates, vessels need a minimum inlet/outlet size of 2” NPT. The recommended flow for basket and filter combination is for nominally rated filter bags. (High efficiency filter bags excluded) |                 |            |                 |                       |
| PRODUCT   | BASKET STRAINER | MESH LINED | RETAINER W/ BAG | SURFACE AREA: SQ. FT. |
| SRHD 1  | 150 gpm         | 100 gpm    | 75 gpm          | 2.25                  |
| SRHD 2  | 300 gpm         | 200 gpm    | 150 gpm         | 4.50                  |

| SRHD TWIN FEATURES   |  |
|--|--|
| Inlet/Outlet Orientation: Side-in Side-out (standard)<br>Side-in Bottom-out (optional) | Adjustable height tripod stand           |
| 150 psi design, available to 1,000 psi   | Stainless Steel wire mesh basket         |
| Positive cover seal  | Easily cleaned                           |
| Low Pressure Drop  | ASME Code stamp available on all vessels |

| SRHD DUPLEX FEATURES   |  |
|--|--|
| Inlet/Outlet Orientation: Side-in Side-out (standard)<br>Side-in Bottom-out (optional) | Stainless Steel wire mesh basket         |
| 150 psi design, available to 1,000 psi   | Easily cleaned                           |
| Positive cover seal  | ASME Code stamp available on all vessels |
| Low Pressure Drop  | Adjustable height tripod stand           |
| 3-piece ball valves standard   |  |

**ORDER OPTIONS**

150 PSIG standard. Contact engineering for higher pressures

| VESSEL |                              |
|--------|------------------------------|
| SRHD   | Strainrite Heavy Duty Series |

| BAG SIZE                         |              |
|----------------------------------|--------------|
| 1                                | #1 size bag* |
| 2                                | #2 size bag  |
| *Not available in Twin or Duplex |              |

| INLET/OUTLET                     |         |
|----------------------------------|---------|
| 2                                | *2” NPT |
| 2F                               | 2” RFF  |
| 3                                | *3” NPT |
| 3F                               | 3” RFF  |
| 4                                | *4” NPT |
| 4F                               | *4” RFF |
| *Not available in Twin or Duplex |         |

| MATERIAL |                     |
|----------|---------------------|
| A        | Carbon Steel        |
| B        | 304 Stainless Steel |
| C        | 316 Stainless Steel |

| STYLE               |                               |
|---------------------|-------------------------------|
| -<br>Twin<br>Duplex | Single<br>No valves<br>Valves |

| OPTIONS   |                                     |
|---|-------------------------------------|
| SAN   | Sanitary Design                     |
| SO  | *Side Outlet                        |
| SIBO  | **Side In/Bottom Out                |
| EP  | Electro Polish Finish               |
| GT  | Differential Pressure Gauge Ports   |
| ML  | Mesh-Lined Basket                   |
| UM  | Code Stamped                        |
| U   | 3rd Party ASME Code Inspected       |
| SSB   | Swing Bolts/Eye Nut Stainless Steel |
| MF  | MAXX-Flow / MAXX-Trap Basket        |
| *Single vessel option; side in/bottom out is standard       |                                     |
| **Twin / Duplex vessel option; side in/side out is standard |                                     |

This is not a comprehensive list. We can build your vessel to suit your specifications. Call one of our customer service representatives for pricing and availability.

# SRID

Industrial Duty Bag Vessels

The **SRID Industrial Duty** series incorporates our unique radial seal design that provides a hermetic seal between the basket and vessel. Utilizing a radial seal with our retainer baskets eliminates “basket rocking”, which causes bypass as the basket becomes out of round. “Basket rocking” is common in low cost bag vessels that do not incorporate an O-ring seal and can cause unfiltered liquid bypass. The **SRID**, with a radial seal, has a machined surface that produces a positive seal to eliminate bypass.

The Strainrite Companies is known for developing some of the industry’s most advanced designed filter bags and hybrid cartridge elements on the market. These high efficiency filter bags and elements require a vessel that has a hermetically sealed top to fully capture all of the filters capabilities. The **SRID** is perfectly positioned to handle: standard bags, absolute rated filters and high efficiency large diameter pleated hybrid filters (Madd Maxx). The **SRID** vessel line is raising the bar in the OEM market by delivering superior value in a cost-effective design.



SRID



SRID Twin

**SRID Twin** and **SRID Duplex** bag vessels offer economical filtration for nominally rated applications between 150 and 300 gpm.

The **SRID Twin** filter system is comprised of two #2-size housings piped together and joined to a common header. This design divides flow equally between both housings and also reduces cost approximately 50% compared to a multi-bag housing holding 2 bags inside.



SRID Duplex

The **SRID Duplex** filter systems offer great flexibility for continuous on-line filtration requirements. This allows for continuous operation by directing the flow from one vessel to another by opening and closing of valves. This allows one side to be serviced, while the other vessel is in use.

**NEED ELEMENTS FOR YOUR VESSEL?**  
 The following are most commonly used with the SRID line:  
**MADD-MAXX—PAGES 74-95**     **FILTER BAGS—PAGES 98-123**  
 As always, discuss your options with your local sales representative to find the best fit for your application.

## ORDER GUIDE



| SRID FEATURES   |   |
|---|---|
| Hermetic radial o-ring sealed retainer basket: Eliminates potential for bypass and “basket rocking” |   |
| Adjustable tri-pod stand: Offers flexibility when plumbing into an existing line                    |   |
| Inlet/Outlet Orientation: Side-in Bottom-out (standard)<br>Side-in Side-out (optional)              | Recessed basket design: Reduces operator exposure to unfiltered liquid. Less mess when making bag changes and no spillage of unfiltered liquids |
| Standard Pressure ratings: 150 psi  | 1” Bottom Drain: Allows for full evacuation of fluids   |
| 1” NPT bottom drain port  | ¼” NPT vent port in lid   |
| Perforated retainer basket  | Basket is Radial o-ring sealed  |
| Adjustable-height legs tripod stand   | 2” NPT & RFF inlet and outlet connections   |
| Built-in volume displacer in cover  | O-ring sealed cover   |

| SRID OPTIONAL FEATURES                  |  |
|---|--|
| Wire mesh basket                        | Mesh lined baskets for straining application from 20 to 200 mesh |
| Side Outlet configuration               | 3” NPT or RFF connections  |
| Eye nut closure system                  | Filter bag compression device                                    |
| MAXX-Flow / MAXX-Trap Baskets available |  |

| SRID TWIN FEATURES   |   |
|--|---|
| Inlet/Outlet Orientation: Side-in Side-out (standard)<br>Side-in Bottom-out (optional) |   |
| 150 psi design, available to 1,000 psi   | 1/8” Stainless Steel perforated basket (standard) |
| Positive cover seal  | Easily cleaned                                    |
| Low Pressure Drop  | Adjustable height tripod stand                    |
| SRID DUPLEX FEATURES   |   |
| Inlet/Outlet Orientation: Side-in Side-out (standard)<br>Side-in Bottom-out (optional) |   |
| 150 psi design, available to 1,000 psi   | 1/8” Stainless Steel perforated basket (standard) |
| Positive cover seal  | Easily cleaned                                    |
| Low Pressure Drop  | Adjustable height tripod stand                    |

## ORDER OPTIONS

| VESSEL                                  |                                       |
|---|---------------------------------------|
| SRID                                    | Strainrite Industrial Duty Series     |
| BAG SIZE                                |                                       |
| 1                                       | #1 size bag*                          |
| 2                                       | #2 size bag                           |
| *Not available in Twin or Duplex        |                                       |
| INLET/OUTLET                            |                                       |
| 2                                       | *2” NPT                               |
| 2F                                      | 2” RFF                                |
| 3                                       | *3” NPT                               |
| 3F                                      | 3” RFF                                |
| *Not available in Twin or Duplex        |                                       |
| MATERIAL                                |                                       |
| A                                       | Carbon Steel                          |
| B                                       | 304 Stainless Steel                   |
| STYLE                                   |                                       |
| -                                       | Single                                |
| Twin                                    | No valves                             |
| Duplex                                  | Valves                                |
| O-RING*                                 |                                       |
| S                                       | Silicone                              |
| B                                       | Buna N                                |
| V                                       | Fluorocarbon                          |
| E                                       | EPDM                                  |
| TV                                      | Encapsulated Fluorocarbon             |
| *Not applicable to Twin or Duplex       |                                       |
| OPTIONS                                 |                                       |
| WMB                                     | Wire Mesh Basket                      |
| SO/180                                  | Side Outlet 180 degrees*              |
| EN                                      | Eye Nut                               |
| EP                                      | Electro Polish Finish                 |
| MLB                                     | Mesh-Lined Basket                     |
| CLH                                     | Cover Lid Handle                      |
| DPG                                     | Differential Pressure Gauge Ports (2) |
| MF                                      | MAXX-Flow / MAXX-Trap Basket          |
| *consult factory for other orientations |                                       |

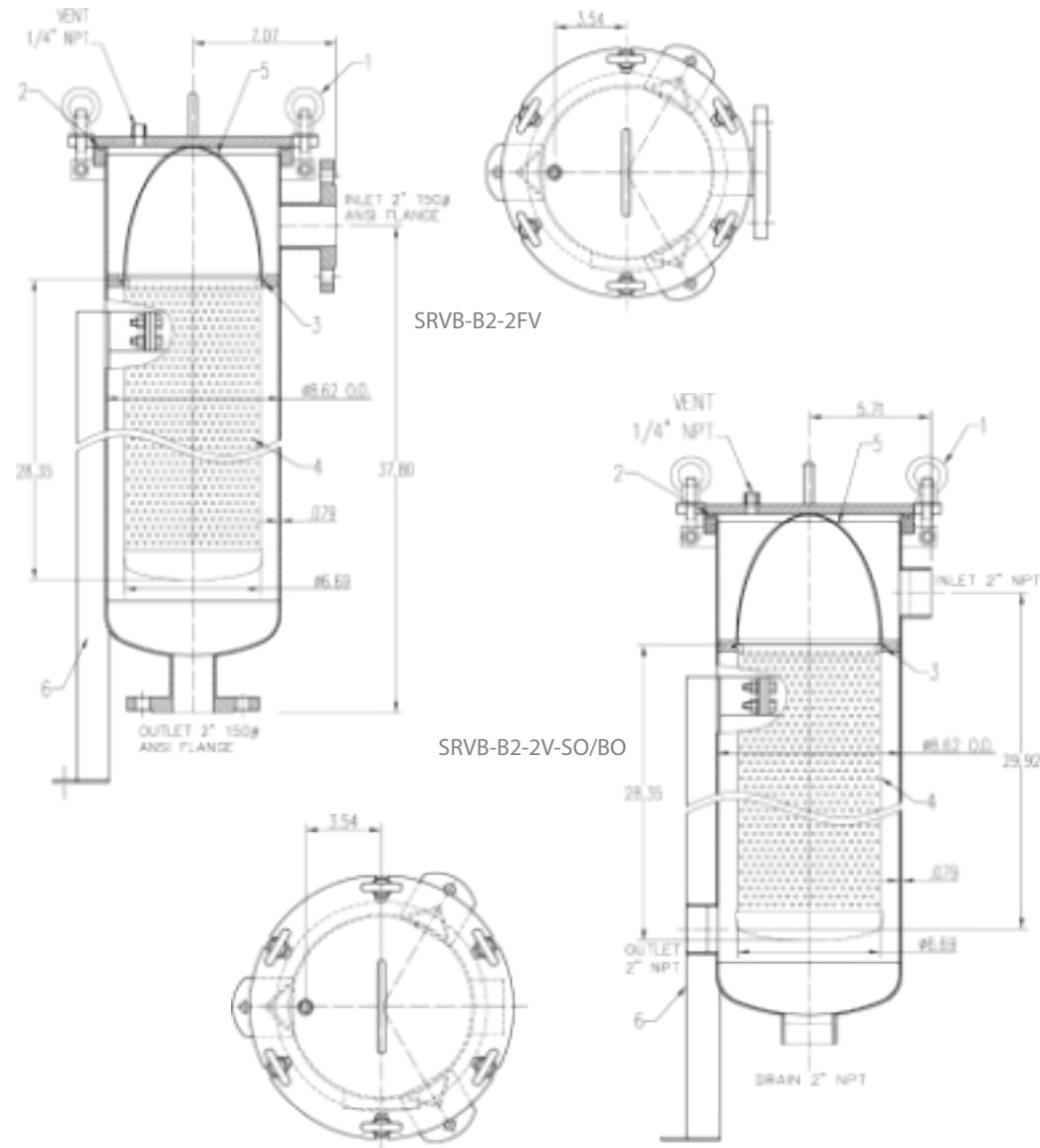
*This is not a comprehensive list. We can build your vessel to suit your specifications. Call one of our customer service representatives for pricing and availability.*

# SRVB

Value Design Bag Vessels

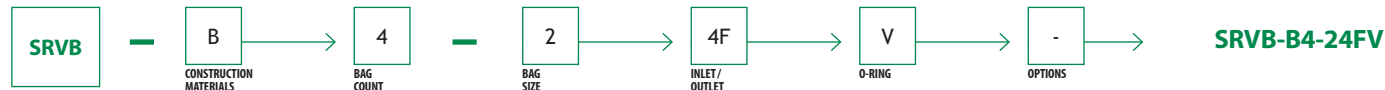
The SRVB Value Design vessels provide economical filtration of a wide variety of liquids in a lightweight, externally polished stainless steel design, with features including a swing bolt secured, quick opening cover and an internal positive pressure bag hold-down device. The SRVB vessels accommodate one standard #2 bag. These vessels are manufactured from polished and passivated 304 stainless steel and rated for 150 psi (10.3 bar). For added corrosion resistance, all cover bolt and leg mounting hardware is made from stainless steel as well.

SRVB multi-bag vessels accommodate four or six standard #2 bags. These vessels are manufactured from polished and passivated 304 stainless steel and rated for 150 psi (10.3 bar).

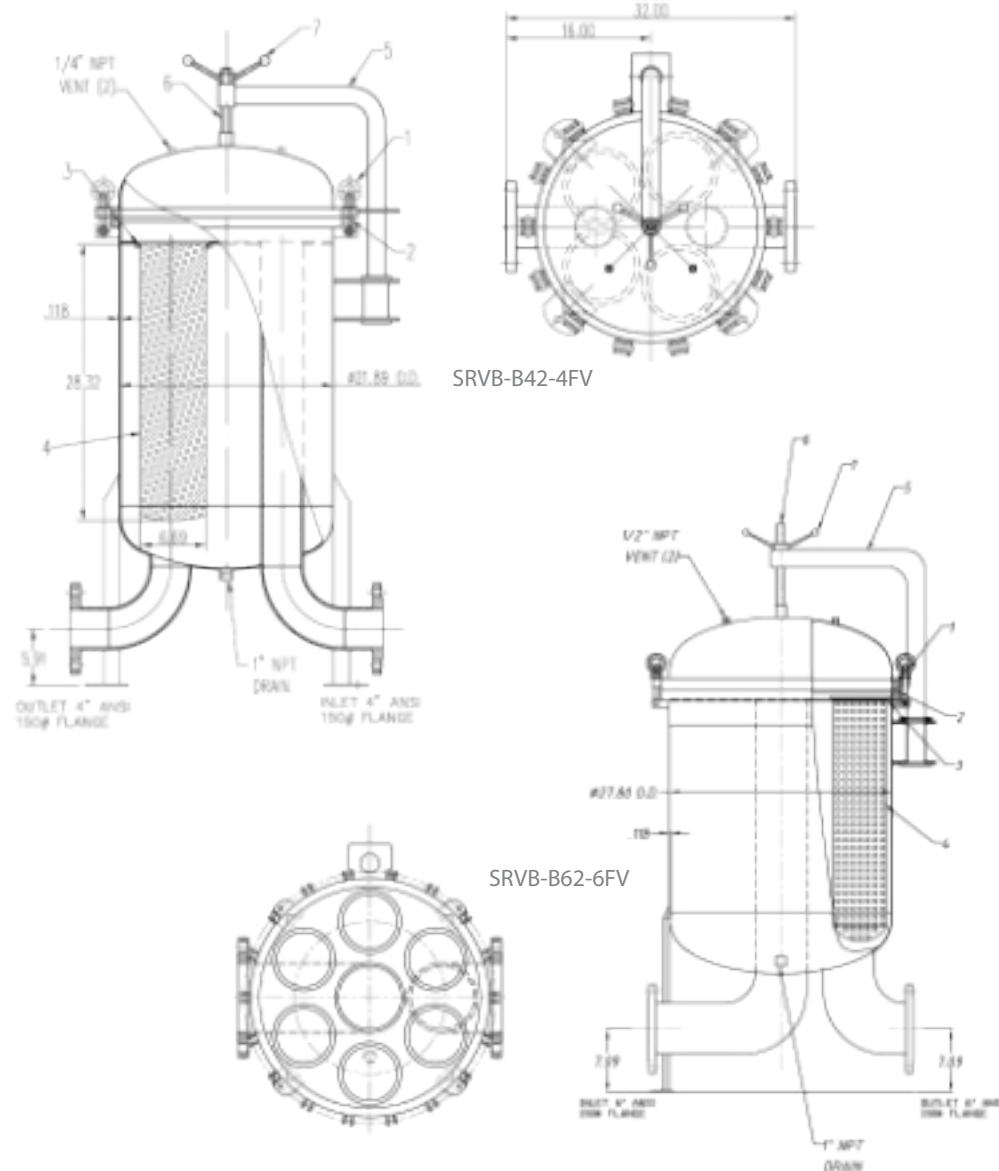


**NEED ELEMENTS FOR YOUR VESSEL?**  
 The following are most commonly used with the SRVB line:  
 MADD-MAXX—PAGES 74-95      FILTER BAGS—PAGES 98-123  
 As always, discuss your options with your local sales representative to find the best fit for your application.

### ORDER GUIDE



|  |
|--|
| <b>SRVB SINGLE BAG</b>   |
| NPT option offers dual 2" outlet ports on bottom and side locations  |
| Mounting legs are adjustable, providing flexibility for installation height and orientation volumes                    |
| <b>SRVB MULTI-BAG</b>  |
| Bottom in-line connection design   |
| <b>SRVB SINGLE &amp; MULTI-BAG</b>   |
| Maximum Allowable Pressure: 150 psi (10.3 bar)   |
| Maximum Allowable Temperature: 300°F (149°C)   |
| Swing bolted o-ring closure seal provides quick & positive seal with easy access to the vessel interior and filter bag |
| FNPT threaded and ANSI B16.5 flanged connections are available in specific models                                      |
| Fluorocarbon seals are standard with other material options available  |
| Standard threaded FNPT vent & drains   |
| Standard stainless steel closure bolt hardware   |
| Polished exterior & pickle passivate interior/exterior for enhanced corrosion resistance                               |



### ORDER OPTIONS

| VESSEL  |  |
|---|--|
| SRVB  | Strainrite Value Design Bag Vessel   |
| MATERIAL  |  |
| B   | 304 Stainless Steel  |
| BAG COUNT   |  |
| -   | One bag  |
| 4   | Four bags  |
| 6   | Six bags   |
| BAG SIZE  |  |
| 1   | *#1 size bag   |
| 2   | *#2 size bag   |
| *Single-bag units, special request only   |  |
| INLET/OUTLET  |  |
| 2   | *2" NPT  |
| 2F  | *2" RFF  |
| 4F  | *4" RFF  |
| 6F  | **6" RFF   |
| *Single-bag units only<br>**Six bag count only                                    |  |
| O-RING  |  |
| V   | Fluorocarbon   |
| B   | *Buna N  |
| E   | *EPDM  |
| *Single-bag units only, Special request only<br>Purchased and packaged separately |  |
| DUAL SIDE OUT/BOTTOM OUT  |  |
| SO/BO   | This suffix only applies to SRVB-B1-2V and SRVB-B2-2V, and is always and automatically added to these 2 vessels only |

*This is not a comprehensive list. We can build your vessel to suit your specifications. Call one of our customer service representatives for pricing and availability.*

# SRMB

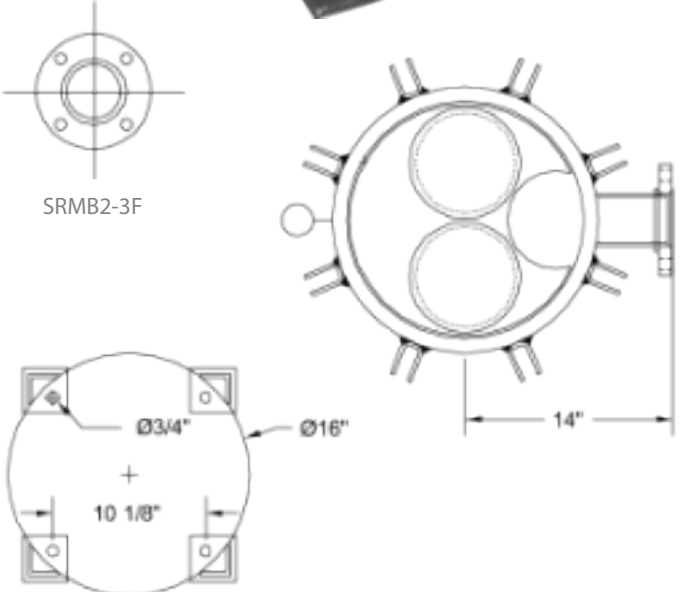
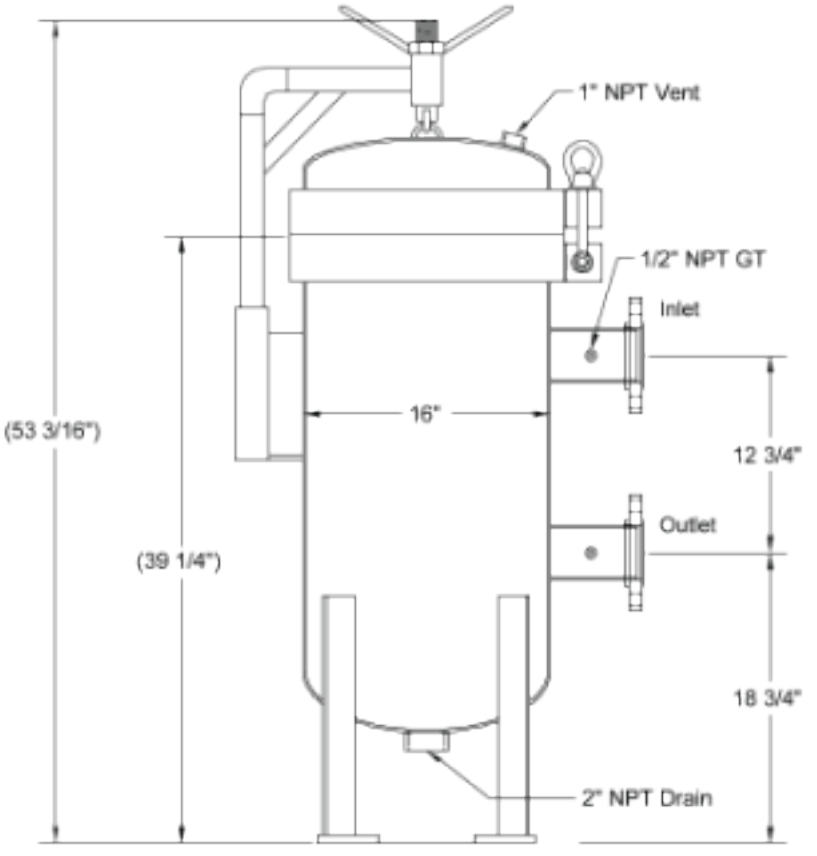
Multi-Basket Vessels

The SRMB Multi-Basket Filter Vessel offers large surface areas capable of handling up to 5600 gpm in a single housing. Increasing surface area allows for longer processing time prior to filter change-out.

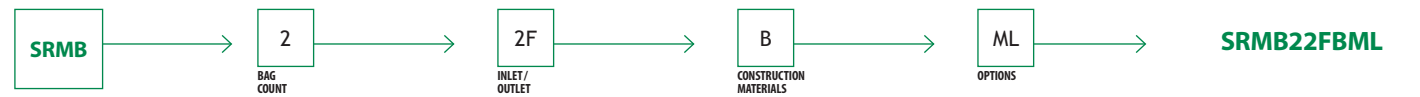
Containing anywhere from 2 to 28 bags/baskets in a single vessel, our standard side-inlet/side-outlet design offers the greatest inlet/outlet flexibility and doesn't require a platform to be built, in order to change-out or clean the filter elements or strainers.



SRMB Side In/Side Out



## ORDER GUIDE



| SRMB STANDARD FEATURES  |  |                     |                  |                     |                   |            |                        |                    |                       |                           |
|---|--|---------------------|------------------|---------------------|-------------------|------------|------------------------|--------------------|-----------------------|---------------------------|
| Inlet/Outlet Orientation: Ergonomically superior Side-in Side-out (standard)<br>Bottom-in Bottom-out (optional) |  |                     |                  |                     |                   |            |                        |                    |                       |                           |
| Low pressure drop   | Positive cover seal                    |                     |                  |                     |                   |            |                        |                    |                       |                           |
| Easily cleaned  | Stainless Steel perforated baskets     |                     |                  |                     |                   |            |                        |                    |                       |                           |
| 1" to 2" NPT drain port on bottom   | 0.5" to 1" NPT pressure gauge/vent tap |                     |                  |                     |                   |            |                        |                    |                       |                           |
| Swing bolt closures   | Davit Lift                             |                     |                  |                     |                   |            |                        |                    |                       |                           |
| Pipe sizes from 2" to 14" RFF connections   | Filter Bag Retainer Ring               |                     |                  |                     |                   |            |                        |                    |                       |                           |
| Differential pressure gauge taps  |  |                     |                  |                     |                   |            |                        |                    |                       |                           |
| SRMB OPTIONAL FEATURES  |  |                     |                  |                     |                   |            |                        |                    |                       |                           |
| Epoxy coating and fuse coating  | Pressure ratings up to 300 psi         |                     |                  |                     |                   |            |                        |                    |                       |                           |
| Easily cleaned  | Stainless Steel perforated baskets     |                     |                  |                     |                   |            |                        |                    |                       |                           |
| Mesh-lined basket for straining applications: 50 micron and higher  | Wire mesh support baskets              |                     |                  |                     |                   |            |                        |                    |                       |                           |
| Choice of lid-lifting devices: Hydraulic-Jack or Manual Wheel Davit   | ASME code stamp                        |                     |                  |                     |                   |            |                        |                    |                       |                           |
| SRMB DIMENSIONS CHART , SIDE-IN / SIDE-OUT  |  |                     |                  |                     |                   |            |                        |                    |                       |                           |
| UNIT TYPE   | BASKET COUNT                           | STANDARD CONNECTION | A Overall Height | B Height to opening | C Inlet to Outlet | D Diameter | SURFACE AREA (Sq. Ft.) | MAX GPM (Strainer) | MAX GPM (Filter Bags) | MAX SHIPPING WEIGHT (Lbs) |
| SRMB 2  | 2                                      | 3" RFF              | 55"              | 40"                 | 123/4"            | 16"        | 9.0                    | 600                | 400                   | 380                       |
| SRMB 3  | 3                                      | 3" RFF              | 55"              | 40"                 | 123/4"            | 18"        | 13.5                   | 900                | 600                   | 470                       |
| SRMB 4  | 4                                      | 4" RFF              | 55"              | 42"                 | 123/4"            | 24"        | 18.0                   | 1200               | 800                   | 660                       |
| SRMB 5  | 5                                      | 6" RFF              | 60"              | 42"                 | 123/4"            | 26"        | 22.5                   | 1500               | 1000                  | 775                       |
| SRMB 6  | 6                                      | 6" RFF              | 60"              | 42"                 | 123/4"            | 26"        | 27.0                   | 1800               | 1200                  | 775                       |
| SRMB 8  | 8                                      | 8" RFF              | 66"              | 47"                 | 16"               | 30"        | 35.5                   | 2400               | 1600                  | 900                       |
| SRMB 10   | 10                                     | 8" RFF              | 74"              | 52"                 | 16"               | 36"        | 44.5                   | 3000               | 2000                  | 1250                      |
| SRMB 12   | 12                                     | 8" RFF              | 74"              | 52"                 | 16"               | 36"        | 54.0                   | 3600               | 2400                  | 1350                      |

## ORDER OPTIONS

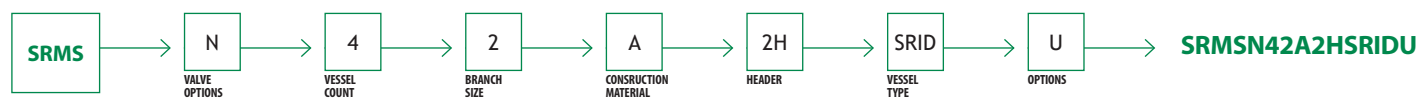
| VESSEL                                 |   |
|--|---|
| SRMB                                   | Strainrite Multi-Bag Series   |
| BAG COUNT                              |   |
| 2, 3, 4, 5, 6, 8, 10, 12               |   |
| INLET/OUTLET                           |   |
| 2<br>2F<br>3F<br>4F<br>6F<br>8F<br>10F | 2" NPT<br>2" RFF<br>3" RFF<br>4" RFF<br>6" RFF<br>8" RFF<br>10" RFF   |
| MATERIAL                               |   |
| A<br>B<br>C                            | Carbon Steel<br>304 Stainless Steel<br>316 Stainless Steel  |
| OPTIONS                                |   |
| BIBO<br>SIBO<br>ML<br>U<br>SSB         | Bottom in/Bottom out<br>Side In/Bottom Out<br>Mesh-Lined Basket<br>3rd Party ASME Code Inspected<br>Swing Bolts/Eye Nut Stainless Steel |

**NEED ELEMENTS FOR YOUR VESSEL?**  
The following are most commonly used with the SRMB line:  
MADD-MAXX—PAGES 74-95      FILTER BAGS—PAGES 98-123

As always, discuss your options with your local sales representative to find the best fit for your application.

*This is not a comprehensive list. We can build your vessel to suit your specifications. Call one of our customer service representatives for pricing and availability.*

ORDER GUIDE



Strainrite's SRMS Manifold Filtration Systems consist of two or more filter vessels piped in series or parallel. Strainrite offers countless configurations and flow designs depending on the user's specific needs. The standard design is to configure the vessels in parallel with isolation valves on each vessel.

A four-vessel system can also be configured in a box design, which allows for graduated filtration and continuous flow. Given the modular nature of manifold systems, throughput capability can be easily expanded or contracted as needed, and the footprint is adaptable to available space.

Contact our engineering personnel to configure the ideal system for your application.



SRMS - 8 Vessels



SRMS - 4 Vessels



| SRMS  |   |
|---|---|
| -in volume displacer in cover (SRHD)                    | 150 psi design, available to 300 psi                |
| Inlet/outlet orientation: Side-in/Bottom-out (standard) | Easily cleaned                                      |
| Low pressure drop                                       | Stainless Steel wire mesh basket                    |
| Positive cover seal                                     | ASME Code stamp available on all SRHD-style vessels |

ORDER OPTIONS

| VESSEL               |  |
|----------------------|--|
| SRMS                 | Strainrite Manifold System                 |
| VALVE OPTIONS        |  |
| N                    | No Valves                                  |
| V                    | Valves                                     |
| VESSEL COUNT         |  |
| 2, 3, 4, 5, 6, 8, 10 |  |
| BRANCH SIZE          |  |
| 2                    | 2" pipe                                    |
| 3                    | 3" pipe                                    |
| MATERIALS            |  |
| A                    | Carbon Steel                               |
| B                    | 304 Stainless Steel                        |
| C                    | 316 Stainless Steel                        |
| HEADER               |  |
| 2H                   | 2" header                                  |
| 3H                   | 3" header                                  |
| 4H                   | 4" header                                  |
| 6H                   | 6" header                                  |
| VESSEL TYPE          |  |
| SRHD<br>SRID         |  |
| OPTIONS              |  |
| EP                   | Electro Polish Finish                      |
| MLB                  | Mesh-Lined Basket                          |
| UM                   | Code Stamped                               |
| U                    | 3rd Party ASME Code Inspected              |
| SSB                  | Swing Bolts/Eye Nut Stainless Steel        |
| DPG                  | Differential Manifold Pressure Gauge Ports |

NEED ELEMENTS FOR YOUR VESSEL?

The following are most commonly used with the SRMS line:  
 MADD-MAXX—PAGES 74-95      FILTER BAGS—PAGES 98-123  
 As always, discuss your options with your local sales representative to find the best fit for your application.

*This is not a comprehensive list. We can build your vessel to suit your specifications. Call one of our customer service representatives for pricing and availability.*

ORDER GUIDE



Strainrite's **AquaRite Vessel** was developed by our in-house engineering team for the expressed purpose of eliminating vessel-to-bag bypass, a critical element when high efficiency filtration is required. Strainrite's proprietary "Five Points of Seal" design has proven to be a major advance in filter vessel technology, performing admirably where the competition hasn't.

Featuring an effective seal on all three crucial planes of the bag, (the top, side, and bottom) as well as two additional o-rings that eliminate the likelihood of bypass along the vessel's interior wall, the **AquaRite** is truly your best choice for potable water filtration performance.



AQ2 in a manifold system

| SRMB STANDARD FEATURES                                  |  |
|---|--|
| Inlet/Outlet Orientation: Side-in Bottom-out (standard) | Double o-ring basket seal, which eliminates bypass |
| Low pressure drop                                       | Positive cover seal                                |
| Easily cleaned  | Stainless Steel wire mesh basket                   |
| Adjustable height legs                                  | Built-in volume displacer in cover                 |
| Standard 150 psi design                                 | 304 Stainless Steel construction                   |
| Covers are O-ring sealed                                | Threaded connections                               |
| DP Taps   | Large area, heavy-duty baskets                     |
| 1" Drain  | Liquid displacer dome                              |
| SRMB OPTIONAL FEATURES                                  |  |
| Different outlet connections                            | Extra-length legs                                  |
| Flange connections                                      | Pre-fab plex units                                 |

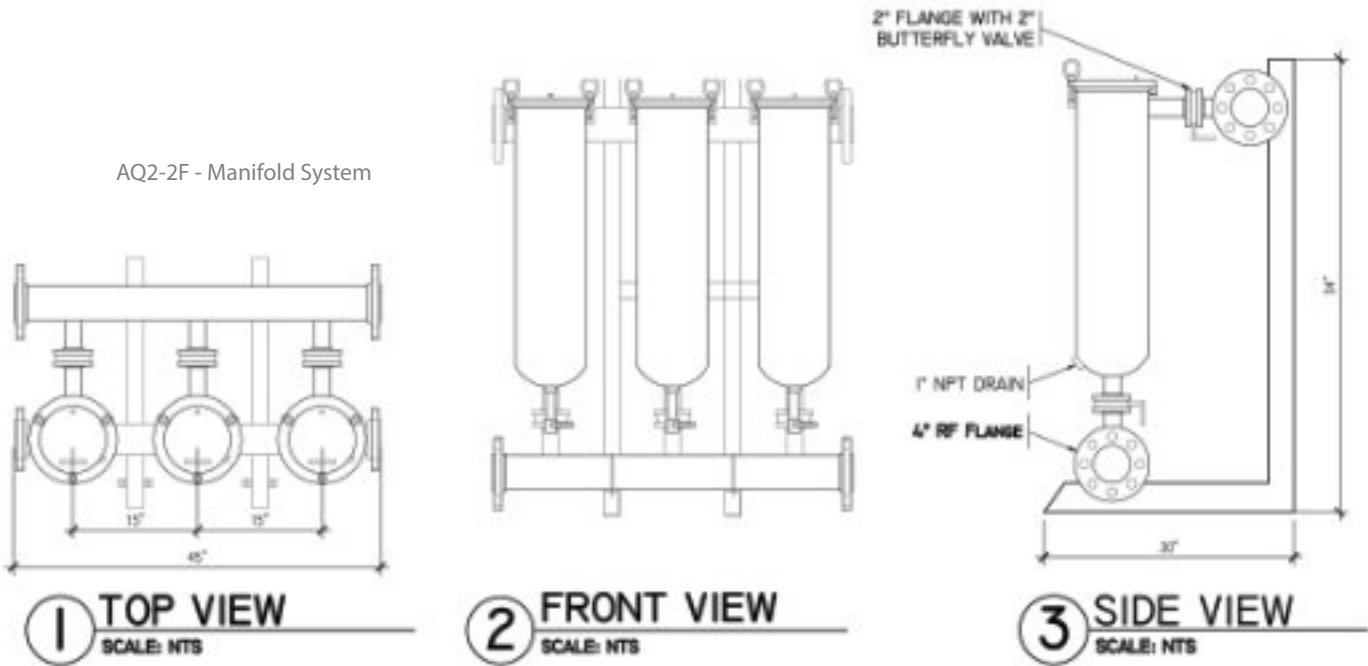
The most efficient filter vessel deserves the most efficient filter! Using Strainrite's acclaimed, FDA-Compliant **AquaRite HiPro Micro Filter Bags** ensure the purity, and now our **Aqua-MAXX Pleated Elements** ensure the purity of your end product.

**AquaRite Vessels** have been successfully used in potable water applications across the U.S. and Canada. **AquaRite vessels** are perfectly designed to hermetically seal **AquaMAXX-PPFA** & **AquaMAXX-FFA** hybrid elements and **HPM99-CC-2SR** & **HPM99-CCX-2SR** bags.



Aqua-MAXX pleated element

Aqua-Rite HPM filter bag



ORDER OPTIONS

| VESSEL       |   |
|--------------|---|
| AQ2          | Strainrite AquaRite Vessel                                  |
| INLET/OUTLET |   |
| 2<br>2F      | 2" NPT<br>2" RFF  |
| OPTIONS      |   |
| -<br>PE      | AquaRite HPM Filter Bag Housing<br>AquaMAXX Element Housing |

**NEED ELEMENTS FOR YOUR VESSEL?**  
The following are most commonly used with the AQ2:  
AQUA-MAXX—PAGE 80    AQUA-RITE HPM—PAGE 110  
As always, discuss your options with your local sales representative to find the best fit for your application.

Strainrite Headquarters  
Auburn, Maine, 2016



Since 1978, The Strainrite Companies have designed and manufactured leading-edge filtration products for a variety of industries worldwide. The heritage of The Strainrite Companies is closely tied to the initial development of filter bag technology. Our founder, John H. Lapoint Jr., was an integral part of the team that conceived, perfected, and offered the original filter bag.

Our Clarity™ pleated depth and membrane cartridge product lines offer a clear advantage over the competition. Building on our proven product development capabilities and over 30 years of experience manufacturing filtration products for a variety of global industries, our Clarity™ products offer our clients pleated filter cartridges that exceed expectations for quality, efficiency and total value.

Our MADD-MAXX filters are engineered for critical high purity applications, optimizing throughput while maintaining an absolute rated performance that is consistent and reliable. These filters feature a media structure with high surface area and increased void volume, as well as optimized pore size geometry.

As we encounter new and evolving applications, we respond with innovative, application-specific solutions. Extensive research and development, coupled with stringent quality control standards, provides our clients with consistent, reliable filtration products. Our field sales professionals and distributors, in conjunction with our technical support engineers, will work with you to assess what Strainrite product, service, or combination will best suit your requirements.

Whether you need pleated depth or membrane cartridges for the oil and gas, food and beverage, pharmaceutical or electronics industries Strainrite products offer the Clear Solution. Call our network of distributors, sales professionals or our home office, and we will provide you with information detailing how a relationship with Strainrite will benefit your firm.

UF Strainrite publication, 2022  
All rights reserved.  
First edition, Printed in U.S.A.

## Service Locations

Strainrite Corporate Headquarters  
65 First Flight Drive  
Auburn, ME 04210  
Tel: (207) 376-1600  
Fax: (207) 777-3177



The **STRAINRITE** Companies | World Class Filtration

**Clarity**

**MADD MAXX**

**FILTER BAGS**

Vessels & Housing





The Strainrite Companies  
65 First Flight Drive, Auburn, ME 04210  
1-800-487-3136 • Fax: (207) 777-3177

